

sustainable  
stone veneers



**MATHIO**stone®

[www.lyctum.com](http://www.lyctum.com)

Mathios Stone emerged through our **passion for artistic taste**. Beauty, symmetry, heterogeneity, dynamism and serenity intermingle and feature the diversity of nature's artistry. This marvelous blend inspired the conception of Mathios Stone .

Our aspiration is to **beautify every** space and attribute a **unique personal character** in various constructions, from a high-end apartment, a country house or a coastal home to a trendy café, a fancy restaurant and an exclusive hotel.

Mathios Stone is one of the **most complete collections** of **stone** and **brick** veneers in the world, offering resourceful design possibilities and matching **all kind of architectural design**. Get the most out of the flexibility to combine different styles, even in the same space.

Due to its being lightweight, there is no limit to installation. Mathios Stone can be laid on diverse surfaces such as, bricks, walls, thermal insulation, gypsum boards and even glass.

Our architectural stone veneers have not been created to satisfy only the need for style and design. They meet all **performance tests** and have shown **excellent outdoor and indoor durability**, making them suitable for **all weather & climate conditions**. Well-known projects, in different geographic regions of the world dressed with Mathios Stone, stand as proof.

Rely on us. Our **highly trained customer engagement experts** can work side-by-side with you and provide **advice** and **support**. Rest assured with our **official quality certifications** and the **offered warranty**.

Relish the journey to aesthetics.



# Index

## Classic Stones

Flat or irregular, smooth or rough, the classic collection elevates your design and adds timeless value.

Page **12**

- 14 Isola
- 36 Bretagne
- 50 Cordillera
- 62 Terra
- 72 Alverstone
- 86 Cervino
- 100 Arcadian
- 118 Tuscany
- 126 Altaia
- 140 Ekali
- 146 Highland
- 154 Mont Blanc
- 164 Fieldstone
- 180 Highland Blend
- 194 Alamo
- 206 Sierra
- 222 Rio Grande
- 232 Tivoli
- 242 Veracruz

## Geometric Stones

More than pure geometry and austerity, the new collection is designed to create simple, peaceful and orderly spatial arrangements.

Page **248**

- 250 Atlas
- 260 Dune
- 272 Delos

## Wood Look Stones

Create the warm effect of wood while retaining the positive features of the architectural stone.

Page **286**

## Brick Stones

Whether you are a time worn style enthusiast or an industrial design lover, discover countless choices to create a unique architectural blend.

Page **302**

- 304 Masterbrick
- 330 Colonial Brick
- 344 Kerabrick

## Jewellery line

Discreet luxury or provocatively extravagant design?

Page **355**

## Pavers

Accent your landscape and make the impact you dream of with assorted decorative pavers.

Page **358**

- 360 Estate
- 372 Country Club
- 382 Forest Whisper
- 386 Garden Step

## Accessories

Details that make the difference.

Page **390**

## Complementary Products

Superior bonding adhesive & stone protection.

Page **391**

## Mathios Grout

Create your own stonework with Mathios Grout, selecting among assorted colors, different granulation sizes and various grout techniques.

Page **392**

## Installation Instructions

Step by step guide for a quick and effective installation.

Page **398**

## Why Mathios Stone

We are passionate about beautifying and attributing a unique personal character in any external & internal space.

Page **410**

## Certification

Rest assured. Our products are officially certified and are bound with 30-year warranty.

Page **412**

# Environmentally Friendly



## Environmentally Friendly

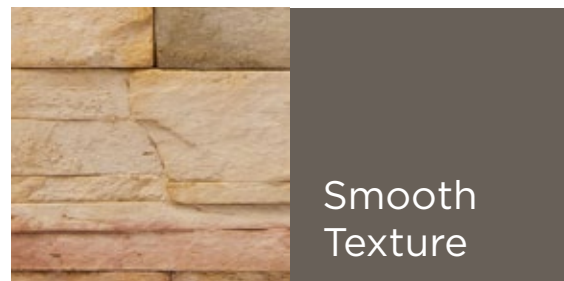
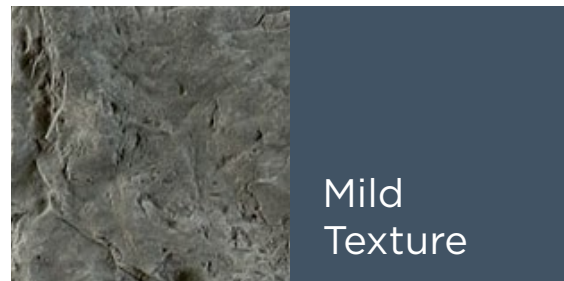
Mathios Stone product range is designed and produced abiding to the strict green building code standards.

- 🌿 It is made of **natural** materials.
- 🌿 **100% Recyclable**
- 🌿 It is not produced in open quarries like natural stones and does not harm natural resources.
- 🌿 The minerals we use are bought from cement firms that are committed to effective management and rehabilitation of their quarries while preserving sustainable development.
- 🌿 It is ethics compatible.
- 🌿 It is packed in carton boxes made of recycled paper.



# Textures

Linear, Rectangular, Irregular, Round, Geometric, Brick Slips, Coarse & Smooth compound the textures variety of Mathios Stone.



# Color Palette

Cognitive research and current behavioral studies have demonstrated that humans respond favourably to the complex forms and colors of nature. Warm Beige, Earthy Brown, Copper hues, Terracotta, Ash Gray, Dusky Slate, Pure White & Charcoal Black compose the color palette of Mathios Stone.

Specialized craftsmen handpaint each stone and brick, combining various colors and achieving rich and deep color tones.







# sustainable stone veneers

## Classic Stones

Rough Texture    Isola  
Bretagne  
Cordillera  
Terra

---

Mild Texture    Alverstone  
Cervino  
Arcadian  
Tuscany  
Altaia  
Ekali  
Highland  
Mont Blanc  
Fieldstone  
Highland Blend

---

Smooth Texture    Alamo  
Sierra  
Rio Grande  
Tivoli  
Veracruz




# Isola

Irregular long combinations of ledge stone create the unique structure of Mathios Stone Isola. Compared only to nature's resourcefulness, it comes in 8 earthy color combinations matching every space and application allowing you to create a masterpiece of stonework.

## Isola Collection


Rough Texture



Isola **Cream**



Isola **Four Seasons**



Isola **Brown**



Isola **Gold**



### Weather Conditions

Applicable on Internal & External spaces  
Resistant to: Extreme temperatures from -30 to +50 degrees Celsius, Frost, UV, Different humidity levels, Water.



Flat	Corner
50 - 140 mm	60 - 150 mm
150 - 520 mm	110 - 130 mm 150 - 230 mm
30 - 60 mm	30 - 60 mm
24 kg	23 kg
0.43 m <sup>2</sup> per carton	1.35m per carton
36 cartons per pallet	16 cartons per pallet



Isola **Corner**




Isola **Black**



Isola **Rusty**



Isola **Champagne**



Isola **Earth**



Isola **Gray**



Isola  
**Cream**







Isola  
**Brown**



Isola  
**Gold**






Isola  
**Four Seasons**



Isola  
**Black**





Isola  
**Rusty**



Isola  
**Champagne**





Isola  
**Earth**

Isola  
**Gray**







Rough Texture

Classic Stones




Photo by courtesy of Euroland Crete

Isola **Earth**





Rough Texture








Rough Texture

Isola Champagne



Isola Champagne



Isola **Cream**




Rough Texture

Isola **Champagne**



Isola **Rusty**





Rough Texture



Isola Gold

Isola Gold



Isola Gold





# Bretagne

An exceptionally dense collection of rectangular dry stack forms strike the perfect balance between traditional and contemporary style. Available in color tones from earthy beige to slate hues, Bretagne matches every design taste.

# Bretagne



### Weather Conditions

Applicable on Internal & External spaces  
Resistant to: Extreme temperatures from -30 to +50 degrees Celsius, Frost, UV, Different humidity levels, Water.




Bretagne **Corner**

### Bretagne Collection


Rough Texture




Flat	Corner
25 - 160 mm	Irregular
120 - 530 mm	Irregular
30 - 60 mm	35 - 70 mm
24 kg	22 kg
0.5 m <sup>2</sup> per carton	1.35m per carton
36 cartons per pallet	16 cartons per pallet



Bretagne **Dusk**



Bretagne **Amber**



Bretagne **Rusty**



Bretagne **Gray**




Bretagne  
**Amber**






Bretagne  
**Rusty**



Bretagne  
**Gray**





Bretagne  
**Dusk**








Rough Texture

Classic Stones







Bretagne **Rusty**



Bretagne **Dusk**

Rough Texture

Bretagne **Rusty**



Bretagne **Amber**





Bretagne Rusty



Rough Texture

Classic Stones



# Cordillera

Crude and compelling, the Cordillera collection stimulates your senses. Highly textured in light and vivid earthy tones, it's a one-of-a-kind architectural stone veneer for those who desire to create a striking design that stands out and makes others wonder.

Rough Texture

	Flat	Corner
	100 mm	100 mm
	220 - 535 mm	120 mm 220 mm
	20 - 55 mm	25 - 55 mm
	36 kg	20 kg
	0.76 m <sup>2</sup> per carton	2m per carton
	24 cartons per pallet	18 cartons per pallet


Classic Stones




**Weather Conditions**

Applicable on Internal & External spaces  
Resistant to: Extreme temperatures from -30 to +50 degrees Celsius, Frost, UV, Different humidity levels, Water.


## Cordillera Collection




Cordillera **Champagne**




Cordillera **Earth**



Cordillera **Gray**



Cordillera **Beige**



Cordillera **Lava**



Cordillera **Corner**

Ecological Stone Veneers - **Rough Texture**




Cordillera  
**Champagne**







Cordillera  
**Earth**



Cordillera  
**Gray**



Cordillera  
**Lava**



Cordillera  
**Beige**







Cordillera **Gray**

Rough Texture



Cordillera **Lava**





Rough Texture

Cordillera **Champagne**





# Terra

Coarse and rocky with textural irregular pieces of stones. Mathios Stone Terra creates expressive rustic environments while matches harmoniously with minimal style as well.

Rough Texture

	Flat	Corner
	Irregular 140-550 mm	100 - 140 mm
	Irregular 140-550 mm	140 - 180 mm 120 - 400 mm
	15 - 70 mm	15 - 65 mm
	24 kg	22 kg
	0.55 m <sup>2</sup> per carton	1.25m per carton
	32 cartons per pallet	12 cartons per pallet

Classic Stones



### Weather Conditions

Applicable on Internal & External spaces  
Resistant to: Extreme temperatures from -30 to +50 degrees Celsius, Frost, UV, Different humidity levels, Water.

# Terra

Terra Collection



Terra **Cream**



Terra **Brown**



Terra **Gray**



Terra **Corner**

Ecological Stone Veneers - **Rough Texture**



Terra  
**Cream**





Terra  
**Brown**



Terra  
**Gray**





Terra **Cream**



Rough Texture

Terra **Gray**



Classic Stones



Terra Cream



Rough Texture




Terra Brown



# Alverstone

Alverstone is composed of z-shaped pieces that match together and can fully cover internal and external corners. Its revolutionary design facilitates quick and easy installation & makes it extremely cost-effective

Mild Texture



No need for corners



**Flat**

100 - 200 mm

240 - 480 mm

35 mm

25 kg

0.72 m<sup>2</sup> per carton

36 cartons per pallet



Classic Stones



**Weather Conditions**


Applicable on Internal & External spaces  
Resistant to: Extreme temperatures from -30 to +50 degrees Celsius, Frost, UV, Different humidity levels, Water.

# Alverstone


## Alverstone Collection




Alverstone **Champagne**



Alverstone **Brown**



Alverstone **Gray**



Alverstone **Lava**

Ecological Stone Veneers - **Mild Texture**



Alverstone  
**Lava**







Alverstone  
**Champagne**



Alverstone  
**Brown**



Alverstone  
**Gray**







Alverstone **Brown**



Alverstone **Champagne**



Classic Stones







Alverstone **Gray**



Mild Texture



Alverstone **Lava**



Mild Texture

Alverstone **Champagne**



Alverstone **Brown**



Alverstone **Lava**



# Cervino

Mild Texture


# Cervino



### Weather Conditions

Applicable on Internal & External spaces  
Resistant to: Extreme temperatures from -30 to +50 degrees Celsius, Frost, UV, Different humidity levels, Water.

### Cervino Collection



Cervino **Champagne**



Cervino **White**



Cervino **Corner**

Flat	Corner
Irregular 15 - 215 mm	Irregular
Irregular 80 - 265 mm	Irregular
7 - 25 mm	10 - 24 mm
25 kg	20 kg
1 m <sup>2</sup> per carton	1.6 m <sup>2</sup> per carton
28 cartons per pallet	21 cartons per pallet



Classic Stones

Ecological Stone Veneers - Mild Texture



Cervino  
**Champagne**





Cervino  
**White**





Cervino **White**



Mild Texture

Cervino **Champagne**



Cervino **Champagne**



Cervino **White**





# Arcadian

Arcadian is a hymn to rustic beauty. Random stones of various sizes and earthy tones bring a little taste of the serenity and beauty of the Mediterranean region. Create a unique provincial style façade or eye catching exterior walls. Alternatively combine it with industrial elements and create dynamic interiors with interesting contrast.

Mild Texture


Arcadian



**Weather Conditions**

Applicable on Internal & External spaces  
Resistant to: Extreme temperatures from -30 to +50 degrees Celsius, Frost, UV, Different humidity levels, Water.

**Arcadian Stone**



Arcadian



Arcadian **Corner**

	<b>Flat</b>	<b>Corner</b>
	Irregular 35 - 240 mm	200 mm
	Irregular 80 - 335 mm	120 - 260 mm
	15 - 45 mm	25 - 45 mm
	24 kg	22 kg
	0.56 m <sup>2</sup> per carton	1.04 m <sup>2</sup> per carton
	32 cartons per pallet	16 cartons per pallet









Mild Texture





# Tuscany

Mathios Stone Tuscany is the quintessential of rustic design. Inspired by the unique landscape of the beloved Italian region, this cultured stone collection combines chic design with timeless majesty.



### Weather Conditions

Applicable on Internal & External spaces  
Resistant to: Extreme temperatures from -30 to +50 degrees Celsius, Frost, UV, Different humidity levels, Water.

	Flat	Corner
	55 - 225 mm	160 - 310 mm
	95 - 465 mm	70 - 80 mm 110 - 180 mm
	20 - 42 mm	35 - 40 mm
	24 kg	22 kg
	0.55 m <sup>2</sup> per carton	1.55m <sup>2</sup> per carton
	32 cartons per pallet	16 cartons per pallet

## Tuscany Collection


Mild Texture




Tuscany **Cream**



Tuscany **Champagne**



Tuscany **Earth**



Tuscany **Brown**



Tuscany **Four Seasons**



Tuscany **Gray**



Tuscany **Corner**



Tuscany  
**Cream**







Tuscany  
**Earth**



Tuscany  
**Brown**



Tuscany  
**Champagne**







Tuscany  
**Four Seasons**

Tuscany  
**Gray**






Tuscany **Gray**



Mild Texture

Tuscany **Champagne**







Mild Texture







Tuscany **Brown**



Tuscany **Brown**

Mild Texture

**MATHIO**stone®





# Altaia

Rectangular and proportioned, Mathios Stone Altaia consists of clear-cut stone pieces that facilitate attainability and reduces installation time. In color hues ranging from cream to dark gray, it can dress exterior surfaces and accent interior details.

## Altaia Collection




Altaia **Cream**



Altaia **Champagne**



Altaia **Amber**




Altaia **Earth**



### Weather Conditions

Applicable on Internal & External spaces  
Resistant to: Extreme temperatures from -30 to +50 degrees Celsius, Frost, UV, Different humidity levels, Water.

	Flat	Corner
	100 - 200 mm	100 mm
	200 - 500 mm	110 - 200 mm
	20 - 43 mm	20 - 43 mm
	24 kg	20 kg
	0.6 m <sup>2</sup> per carton	1.6m per carton
	36 cartons per pallet	18 cartons per pallet



Altaia **Lava**



Altaia **Corner**

Mild Texture



Altaia  
**Cream**





Altaia  
**Champagne**



Altaia  
**Amber**





Altaia  
**Earth**



Altaia  
**Lava**







Altaia Lava







Mild Texture

Altaia Amber

Altaia Earth



Altaia Lava



Classic Stones

Altaia Lava





# Ekali

Irregular but sophisticated. Mathios Stone Ekali reflects the beauty of a sunlit countryside and the nobility of the past. In three light earthy hues, Ekali collection fits well in suburban houses, vacation residences and chateaus.

Mild Texture

	Flat	Corner
	Irregular 75 - 375 mm	150 - 215 mm
	Irregular 75 - 375 mm	155 - 230 mm 100 - 120 mm
	20 - 45 mm	15 - 34 mm
	24 kg	22 kg
	0.5 m <sup>2</sup> per carton	1.25m per carton
	32 cartons per pallet	16 cartons per pallet

Classic Stones



### Weather Conditions

Applicable on Internal & External spaces  
Resistant to: Extreme temperatures from -30 to +50 degrees Celsius, Frost, UV, Different humidity levels, Water.

### Ekali Collection



Ekali **Cream**



Ekali **Champagne**



Ekali **Brown**



Ekali **Corner**

Ecological Stone Veneers - Mild Texture



Ekali  
**Cream**





Ekali  
**Champagne**



Ekali  
**Brown**







Ekali **Brown**

Classic Stones

Ekali **Brown**





# Highland


Named after the historic region of Scotland, this linear dry stack collection effortlessly accommodates traditional and contemporary style. Mathios Stone Highland comes in seven color palettes ranging from cream and earthy tones to absolute black. Maybe it is the richest stone range matching a plethora of architectural styles.



### Weather Conditions

Applicable on Internal & External spaces  
Resistant to: Extreme temperatures from -30 to +50 degrees Celsius, Frost, UV, Different humidity levels, Water.

	Flat	Corner
	100 mm	100 mm
	200 - 500 mm	125 - 225 mm
	15 - 35 mm	32,5 - 38 mm
	24 kg	20 kg
	0.65 m <sup>2</sup> per carton	1.6m per carton
	36 cartons per pallet	18 cartons per pallet



Highland **Corner**




Highland **Black**

## Highland Collection


Mild Texture




Highland **White**



Highland **Cream**




Highland **Earth**




Highland **Silver**



Highland **Gold**



Highland **Rusty**



Highland **Gray**



Highland **Lava**



Highland  
**Cream**





Highland  
**Earth**




Highland  
**Gold**







Highland  
**Black**




Highland  
**Lava**



Highland  
**Silver**




Highland  
**Rusty**





Highland  
**Gray**




Highland  
**White**





Highland Lava



Mild Texture

Highland Rusty





Highland **Earth**



Mild Texture

Highland **Gray**



Highland **Gold**



Highland **Cream**





Highland **Cream**



Highland **Gray**



**Classic Stones**

Mild Texture



# Mont Blanc

An emblematic and vigorous stone. Handcrafted to catch the sunlight and play a light and shadows game. Ideal for exterior constructions and for attributing bold character to interior design.



### Weather Conditions


Applicable on Internal & External spaces  
Resistant to: Extreme temperatures from -30 to +50 degrees Celsius, Frost, UV, Different humidity levels, Water.

Mont Blanc




Mont Blanc **Corner**


### Mont Blanc Collection



Mont Blanc **Cream**



Mont Blanc **Champagne**



Mont Blanc **Gray**



Mont Blanc **Silver**

Mild Texture



#### Flat

200 mm  
500 mm  
20 - 43 mm  
24 kg  
0.53 m<sup>2</sup> per carton  
36 cartons per pallet

#### Corner

200 mm  
120 mm  
260 mm  
25 - 45 mm  
20 kg  
1.04 m<sup>2</sup> per carton  
18 cartons per pallet



Mont Blanc  
**Cream**







Mont Blanc  
**Champagne**



Mont Blanc  
**Silver**



Mont Blanc  
**Gray**









# Fieldstone

Irregular stones with spiked edges compose the Mathios Stone Fieldstone collection. Ideal for provincial areas and why not, for those who dare to bring natural style inside the city.

# Fieldstone



### Weather Conditions

Applicable on Internal & External spaces  
Resistant to: Extreme temperatures from -30 to +50 degrees Celsius, Frost, UV, Different humidity levels, Water.

#### Flat

Irregular  
75 - 375 mm

Irregular  
75 - 375 mm

20 - 45 mm

24 kg

0.5 m<sup>2</sup>  
per carton

32 cartons  
per pallet

#### Corner

150 - 215 mm

100 - 120 mm  
155 - 230 mm

15 - 34 mm

22 kg

1.25m  
per carton

16 cartons  
per pallet

## Fieldstone Collection

Mild Texture



Fieldstone **Cream**



Fieldstone **Champagne**



Fieldstone **Gray**



Fieldstone **Earth**



Fieldstone **Brown**



Fieldstone **Four Seasons**



Fieldstone **Corner**



Fieldstone  
**Cream**





Fieldstone  
**Gray**



Fieldstone  
**Earth**





Fieldstone  
**Champagne**





Fieldstone  
**Brown**



Fieldstone  
**Four Seasons**







Mild Texture

Classic Stones



Fieldstone **Champagne**



Fieldstone **Four Seasons**





Fieldstone **Cream**



Fieldstone **Champagne**



Fieldstone **Gray**

Classic Stones



Fieldstone **Black**



# Highland Blend

Mathios Stone Highland Blend has been created borrowing elements and shades from the Mathios Stone Highland Collection. The distinctive piece of stone that stands out forms a bold style with a robust presence.



### Weather Conditions

Applicable on Internal & External spaces  
Resistant to: Extreme temperatures from -30 to +50 degrees Celsius, Frost, UV, Different humidity levels, Water.



#### Flat

200 mm



500 mm



30 - 35 mm



24 kg



0.6 m<sup>2</sup>  
per carton



36 cartons  
per pallet

#### Corner

200 mm

140 - 260 mm

35 mm

20 kg

1.6m<sup>2</sup>  
per carton

18 cartons  
per pallet

## Highland Blend Collection

Mild Texture



Highland Blend **Cream**



Highland Blend **Amber**




Highland Blend **Earth**



Highland Blend **Gold**



Highland Blend **Rusty**



Highland Blend **Silver**



Highland Blend **Corner**






Highland Blend  
**Cream**





Highland Blend  
**Earth**



Highland Blend  
**Gold**



Highland Blend  
**Amber**






Highland Blend  
**Rusty**



Highland Blend  
**Silver**







Highland Blend **Gold**



Highland Blend **Amber**









# Alamo

Rectangular-shaped stone with moderate texture. Available in champagne and gray tint, Mathios Stone Alamo adorns some of the most famous projects in the world.

Smooth Texture



Flat	Corner
55 - 250 mm	100 - 250 mm
50 - 350 mm	100 mm 150 - 250 mm
20 - 37 mm	30 mm
24 kg	18 kg
0.63 m <sup>2</sup> per carton	1.6 m per carton
28 cartons per pallet	21 cartons per pallet

Classic Stones




### Weather Conditions

Applicable on Internal & External spaces  
Resistant to: Extreme temperatures from -30 to +50 degrees Celsius, Frost, UV, Different humidity levels, Water.



### Alamo Collection



Alamo **Champagne**



Alamo **Gray**



Alamo **Corner**

Ecological Stone Veneers - Smooth Texture



Alamo  
**Champagne**







Alamo  
**Gray**





Smooth Texture

Classic Stones



Alamo **Gray**



Smooth Texture

Classic Stones

Alamo **Champagne**









# Sierra

Mathios Stone Sierra collection has the slimmest profile. It has been designed as an ecological solution for energy efficient constructions. Due to its innovative light weight, it can be installed on polystyrene insulation systems. With an average thickness of 15mm (0,59 inch), it facilitates internal application even in very tight rooms.



### Weather Conditions

Applicable on Internal & External spaces  
Resistant to: Extreme temperatures from -30 to +50 degrees Celsius, Frost, UV, Different humidity levels, Water.

	Flat	Corner
	100 mm	100 mm
	200 - 350 mm	85 - 90 mm 165 - 170 mm
	18 - 25 mm	10 - 25 mm
	26.5 kg	18,5 kg
	1.05 m <sup>2</sup> per carton	2.4 m <sup>2</sup> per carton
	36 cartons per pallet	18 cartons per pallet



Sierra **Corner**



Sierra **White**

## Sierra Collection


Smooth Texture




Sierra **Cream**




Sierra **Amber**



Sierra **Gold**




Sierra **Silver**



Sierra **Rusty**



Sierra **Gray**



Sierra **Earth**



Sierra **Black**




Sierra  
**Cream**





Sierra  
**Amber**



Sierra  
**Gold**






Sierra  
**Silver**



Sierra  
**Rusty**







Sierra  
**Gray**



Sierra  
**Earth**






Sierra  
**Black**



Sierra  
**White**




Sierra **Gray**



Sierra **Cream**



Sierra **Gold**



Sierra **Cream**



Smooth Texture

Classic Stones



Sierra Silver



Sierra White



Smooth Texture





# Rio Grande

Mathios Stone Rio Grande is a river rock patchwork of water worn pebbles. Every single element of the composition has been carefully selected and replicated to reflect nature's tranquility and rustic elegance.

Smooth Texture



Flat	Corner
Irregular 140 - 550 mm	Irregular
Irregular 140 - 550 mm	Irregular
35 - 45 mm	35 - 45 mm
24 kg	22 kg
0.55 m <sup>2</sup> per carton	1.6 m per carton
32 cartons per pallet	16 cartons per pallet

Classic Stones



### Weather Conditions

Applicable on Internal & External spaces  
Resistant to: Extreme temperatures from -30 to +50 degrees Celsius, Frost, UV, Different humidity levels, Water.

# Grande

### Rio Grande Collection



Rio Grande **Earth**



Rio Grande **Gray**



Rio Grande **Silver**



Rio Grande **Corner**

Ecological Stone Veneers - Smooth Texture



Rio Grande  
**Earth**







Rio Grande  
**Gray**

Rio Grande  
**Silver**







Smooth Texture



Rio Grande **Gray**







Smooth Texture



# Tivoli

Tivoli has been inspired by the famous travertine stone, largely selected by Italian sculptors like Bernini and Michelangelo and used for Roman monuments, aqueducts and amphitheatres like the legendary Colosseum.

Mathios Stone Tivoli combines the famous texture with the advantages of the architectural stone. It is ideally used for façades and wall cladding and creates appealing look when combined with metal and glass.

Smooth Texture

	Flat	Corner
	250 mm	250 mm
	350 mm	82 - 182 mm
	30 mm	25 mm
	32 kg	25 kg
	0.79 m <sup>2</sup> per carton	2,5 m per carton
	28 cartons per pallet	21 cartons per pallet

Classic Stones



### Weather Conditions

Applicable on Internal & External spaces  
Resistant to: Extreme temperatures from -30 to +50 degrees Celsius, Frost, UV, Different humidity levels, Water.

### Tivoli Collection



Tivoli **Gray**



Tivoli **Corner**

Ecological Stone Veneers - Smooth Texture





Tivoli  
Gray





Smooth Texture





# Veracruz

Bring the summer breeze in your space. Sea-worn coral fossils sculpt Mathios Stone Veracruz and create an exceptional surface texture. It beautifully complements exterior walls or embellishes interior accents.

Smooth Texture



**Flat**

75 - 245 mm

75 - 415 mm

30 mm

24 kg

0.72 m<sup>2</sup> per carton

28 cartons per pallet




Classic Stones



**Weather Conditions**

Applicable on Internal & External spaces  
Resistant to: Extreme temperatures from -30 to +50 degrees Celsius, Frost, UV, Different humidity levels, Water.

## Veracruz Collection



Veracruz **Cream**



Veracruz **Champagne**



Veracruz **Gray**

Ecological Stone Veneers - **Smooth Texture**



Veracruz  
**Cream**





Veracruz  
**Champagne**



Veracruz  
**Gray**







Smooth Texture



Veracruz **Gray**



Veracruz **Champagne**



Veracruz **Champagne**

Smooth Texture





# ecological stone veneers

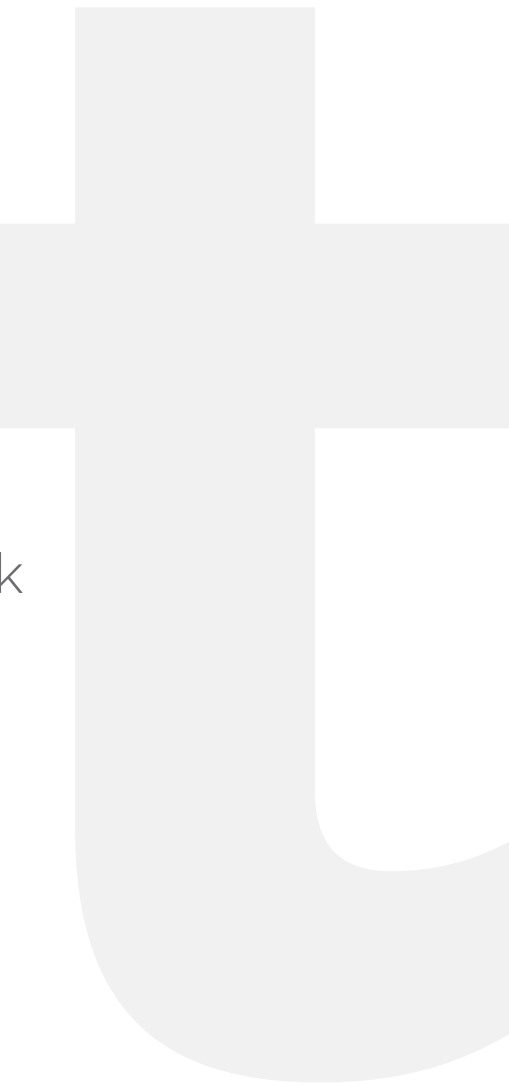
## Geometric Stones

- Atlas
- Dune
- Delos



# Atlas

Durable & solid according to Greek Mythology, Atlas was the Titan condemned by Zeus to support celestial spheres upon its shoulders. That robust and compact look can be achieved by Mathios Stone Atlas Collection, either indoor or outdoor.



-  Flat
-  80 mm
-  230 mm
-  15 - 45 mm
-  24 kg
-  0.62 m<sup>2</sup> per carton
-  28 cartons per pallet

Geometric Stones



### Weather Conditions

Applicable on Internal & External spaces  
Resistant to: Extreme temperatures from -30 to +50 degrees Celsius, Frost, UV, Different humidity levels, Water.



### Atlas Collection



Atlas **White**



Atlas **Beige**



Atlas **Gray**



Atlas **Black**

Ecological Stone Veneers - Smooth Texture





Atlas  
**White**



Atlas  
**Gray**



Atlas  
**Beige**







Atlas  
**Black**





Atlas **Black**




Atlas **Gray**





# Dune

Alike a hill of sand piled up by the wind, Mathios Stone Dune Collection creates a kind of motion in your space. A strange combination of dynamism and tranquility together.



-  **Flat**  
125 mm
-  530 mm
-  1 - 23 mm
-  27 kg
-  1.06m<sup>2</sup>  
per carton
-  28 cartons  
per pallet

Geometric Stones



### Weather Conditions

Applicable on Internal & External spaces  
Resistant to: Extreme temperatures from -30 to +50 degrees Celsius, Frost, UV, Different humidity levels, Water.

### Dune Collection



Dune **White**



Dune **Beige**



Dune **Gray**



Dune **Black**


Ecological Stone Veneers - Mild Texture






Dune  
**Black**





Dune  
**Gray**



Dune  
**White**





Dune  
**Beige**



Dune White



Applications



Dune Gray



Dune Beige




# Delos

Inspired by the mosaics found in the excavations in Delos Island, one of the most important mythological, historical and archeological sites in Greece, we created Mathios Stone Delos texture. Composed by embossed rectangular pieces, Delos creates a geometric, yet harmonial style in your space.

-  Flat
-  125 mm
-  250 - 280 mm
-  8 - 23 mm
-  27 kg
-  1.06m<sup>2</sup> per carton
-  28 cartons per pallet


Geometric Stones



### Weather Conditions

Applicable on Internal & External spaces  
Resistant to: Extreme temperatures from -30 to +50 degrees Celsius, Frost, UV, Different humidity levels, Water.


### Delos Collection



Delos **White**



Delos **Beige**




Delos **Gray**



Delos **Black**

Ecological Stone Veneers - **Rough Texture**






Delos  
**Gray**



Delos  
**White**



Delos  
**Black**







Delos  
**Beige**





Delos **Black**




Delos **White**



Delos **White**

**Geometric** Stones



Delos **Beige**





Delos **Black**



Delos **Gray**



# ecological stone veneers

## Wood Look Stones

Sequoia



# Sequoia

Create the warm effect of wood, while retaining the positive features of the architectural stone, such as robustness, durability, resistance to weather conditions, ease of installation and no maintenance needs. Mathios Stone Sequoia comes in six wood look nuances and can be placed either horizontally or in herringbone pattern.



### Weather Conditions

Applicable on Internal & External spaces  
Resistant to: Extreme temperatures from -30 to +50 degrees Celsius, Frost, UV, Different humidity levels, Water.



### Flat

125 mm



530 mm



18 mm



27 kg




1.06m<sup>2</sup>  
per carton




28 cartons  
per pallet


## Sequoia Collection




Sequoia **Oak**




Sequoia **Bette**




Sequoia **Beige**



Sequoia **White**



Sequoia **Gray**




Sequoia **Wenge**






Sequoia  
**Oak**





Sequoia  
**Beige**

Sequoia  
**White**







Sequoia  
**Bette**






Sequoia  
**Gray**



Sequoia  
**Wenge**






Sequoia **Beige**



Sequoia **Gray**



Sequoia **Bette**





Sequoia **Bette** - White





# ecological stone veneers

## Brick Stones

- Masterbrick
- Colonial brick




# Masterbrick

Mathios Stone Masterbrick collection is the definition of brick profile. With slightly squared edges and time worn color nuances, it can complement the whole building façade or achieve industrial interior design. A rich color palette that satisfies even the most demanding taste. Combine with Mathios Grout various options and create a unique design blend.




### Weather Conditions

Applicable on Internal & External spaces  
Resistant to: Extreme temperatures from -30 to +50 degrees Celsius, Frost, UV, Different humidity levels, Water.



Masterbrick **Corner**

### Masterbrick Collection



Masterbrick **White**



Masterbrick **White Grained**




Masterbrick **Amber**




Masterbrick **Dusk**


	Flat	Corner
	60 mm	63 mm
	220 - 240 mm	120 mm 230 mm
	10 - 15 mm	12 - 16 mm
	18 kg	11 kg
	0.93 m <sup>2</sup> per carton	2 m <sup>2</sup> per carton
	48 cartons per pallet	24 cartons per pallet



Masterbrick **Keramos**




Masterbrick **Khaki**




Masterbrick **Copper**



Masterbrick **Aged Red**



Masterbrick **Foggy**




Masterbrick **Red Tarnished**




Masterbrick **Dark Red**



Masterbrick **Brown**



Masterbrick **Gray**



Masterbrick **Black**






Masterbrick  
**Amber**






Masterbrick  
**Dusk**




Masterbrick  
**Khaki**






Masterbrick  
**Keramos**





Masterbrick  
**Red Tarnished**



Masterbrick  
**Dark Red**





Masterbrick  
**Copper**




Masterbrick  
**White Grained**






Masterbrick  
**Foggy**



Masterbrick  
**Aged Red**





Masterbrick  
**Gray**




Masterbrick  
**Brown**





Masterbrick  
**White**



Masterbrick  
**Black**



Masterbrick **White Grained**



Masterbrick **Dusk**



Masterbrick **Amber**



Masterbrick **Dusk**



Masterbrick **Foggy**





Masterbrick **Gray - White**



Masterbrick **Dark Red**



Masterbrick **Keramos**



Masterbrick **Dark Red**




Masterbrick **Dusk**

Masterbrick **Aged Red**







Masterbrick **Brown**



Masterbrick **Khaki**



# Colonial Brick

Long linear pieces with soft, rounded edges compose the Colonial Brick Collection. The thickness of the bricks allow you to explore various grouting styles. Try wide joint with a deep rake finish and highlight each brick individually or grout in the same level of the brick for smoother results.



**Flat**

45 mm  
 245 - 260mm  
 20 - 55 mm  
 33 kg  
 0.90 m<sup>2</sup> per carton  
 24 cartons per pallet

**Corner**

43 - 48 mm  
 120 - 133 mm  
 250 - 260 mm  
 25 - 35 mm  
 33 kg  
 1.9m per carton  
 16 cartons per pallet

**Brick** Stones




**Weather Conditions**

Applicable on Internal & External spaces  
 Resistant to: Extreme temperatures from -30 to +50 degrees Celsius, Frost, UV, Different humidity levels, Water.

## Colonial Brick Collection




Colonial Brick **Amber**




Colonial Brick **Keramos**



Colonial Brick **Khaki**



Colonial Brick **Vintage Red**



Colonial Brick **Ash Gray**




Colonial Brick **Corner**

Ecological Stone Veneers





Colonial Brick  
**Amber**




Colonial Brick  
**Keramos**





Colonial Brick  
**Khaki**






Colonial Brick  
**Vintage Red**



Colonial Brick  
**Ash Gray**





Colonial Brick **Keramos**






Colonial Brick **Khaki**



**Brick** Stones







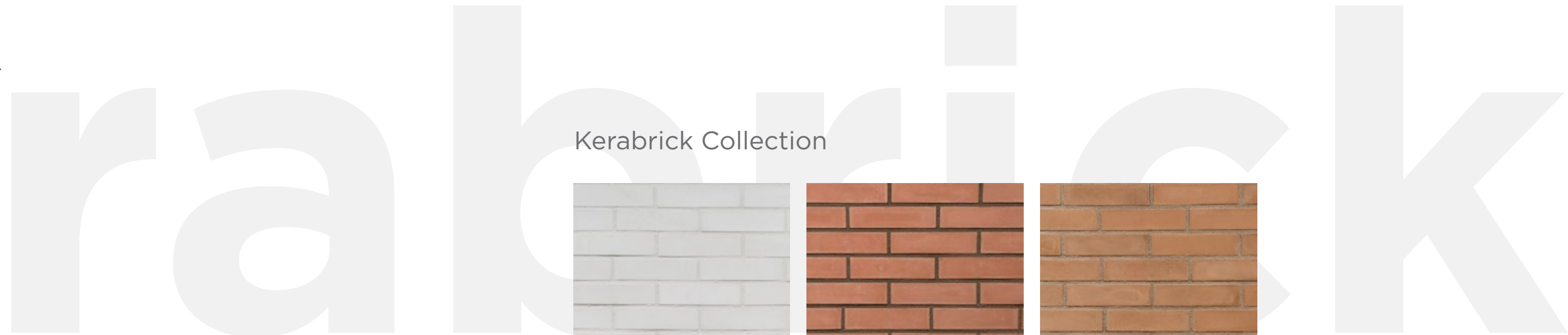
# Kerabrick

The Kerabrick line was developed for those who prefer simple applications without compromising quality.

The color combinations offer unique warmth in the environment and at the same time cover the design recommendations of every architectural creation.

Kerabrick is the ideal solution for covering internal and external areas while combining esthetics, quality and technology.

The durability in high pollution environments, in extreme weather conditions, the water absorption, and the stability of its natural and chemical characteristics are only some of its characteristics.




### Weather Conditions

Applicable on Internal & External spaces  
Resistant to: Extreme temperatures from -30 to +50 degrees Celsius, Frost, UV, Different humidity levels, Water.

### Kerabrick Collection



Kerabrick **White**



Kerabrick **Red**



Kerabrick **Orange**



Kerabrick **Gray**



Kerabrick **Black**



#### Flat

60 mm



240 mm



7,5 - 10 mm



24 kg



1.32 m<sup>2</sup>  
per carton




30 cartons  
per pallet

**Brick** Stones

Ecological Stone Veneers





Kerabrick  
**White**



Kerabrick  
**Orange**





Kerabrick  
**Red**





Kerabrick  
**Gray**

Kerabrick  
**Black**





342 Kerabrick **Vintage Red**



Kerabrick **Orange**



Kerabrick **Red**




Kerabrick **Gray**



Classic **Stones**


Kerabrick **Orange**





## Jewellery line Stones

- Aristocracy
- Dynamism
- Cosmopolitan
- Dynasty
- Eclipse





# Jewellery line

As a luxury accent Mathios Stone Jewellery line bejewels your space and creates superb aesthetic result.

Each piece is delicately molded to reveal glossy tint, inimitable touch and exclusive design for interior spaces. From a modern city apartment to a classy villa and from retail spaces and restaurants to hotels, spa & health centers, the premium architectural stone veneers of Mathios Stone create deluxe design.



## Jewellery line Collection



Delos **Aristocracy**



Delos **Cosmopolitan**



Delos **Eclipse**



Delos **Dynasty**



Delos **Dynamism**



Dune **Aristocracy**



Dune **Cosmopolitan**



Dune **Eclipse**



Dune **Dynasty**




Dune **Dynamism**



Atlas **Aristocracy**




Atlas **Cosmopolitan**



Atlas **Eclipse**



Atlas **Dynasty**




Atlas **Dynamism**



Highland **Aristocracy**



Highland **Cosmopolitan**



Highland **Eclipse**



Highland **Dynasty**



Highland **Dynamism**



Masterbrick **Aristocracy**




Masterbrick **Cosmopolitan**



Masterbrick **Eclipse**



Masterbrick **Dynasty**



Masterbrick **Dynamism**





# ecological stone veneers

## Pavers

Estate

Country Club

Forest Whisper

Garden Step



# Pavers Estate

With gently rounded corners and in three nuances, Mathios Stone Paver Estate offers the rustic charm of a cobblestone paver blended with the clean surface of modern design.



**Flat**  
100 - 200 mm  
100 - 300 mm  
30 - 40 mm  
280 kg  
6 m<sup>2</sup>  
per box  
1 box  
(114x65x65 cm)




### Weather Conditions

Applicable on Internal & External spaces  
Resistant to: Extreme temperatures from -30 to +50 degrees Celsius, Frost, UV, Different humidity levels, Water.

# Estimate


### Estate Collection




Estate **Beige**



Estate **Earth**



Estate **Silver**



Estate **Rusty**





Estate  
**Beige**





Estate  
**Silver**



Estate  
**Rusty**















# Pavers Country Club

Mahios Stone Country Club pavers resemble bricks and can be implemented in any particular order. Lay them horizontally or vertically or even add some twist by applying diagonal or herringbone design.



## Weather Conditions

Applicable on Internal & External spaces  
Resistant to: Extreme temperatures from -30 to +50 degrees Celsius, Frost, UV, Different humidity levels, Water.

# Country Club

## Country Club Collection




Country Club **Amber**



Country Club **Keramos**



Country Club **Red Tarnished**



Country Club **Silver**

### Flat



110 mm



220 mm



30 - 40 mm



11 kg



0.25 m<sup>2</sup>  
per carton



60 cartons  
per pallet





Country Club  
**Amber**





Country Club  
**Red Tarnished**



Country Club  
**Silver**





Country Club  
**Keramos**





Country Club **Red Tarnished**

Country Club **Amber**



Country Club **Amber**



Country Club **Keramos**



# Pavers




## Forest Whisper

Revamp your garden and create a fairytale path with Mathios Stone Forest Whisper, natural walkways made of concrete but looking like wooden logs. Enjoy the flexibility of placing the pavers directly on the ground without bothering about cutting, grinding or putting any special coating.

### Forest Whisper Collection



Forest Whisper **Brown**

	<b>Flat</b> 350 mm		<b>Flat</b> 550 mm
	350 mm		550 mm
	50 mm		50 mm
	7 kg		14 kg
	<b>Weather Conditions</b>		

Applicable on External spaces  
Resistant to: Extreme temperatures from -30 to +50 degrees Celsius, Frost, UV, Different humidity levels, Water.







Forest Whisper



# Pavers

## Garden Step

Revamp your garden and create a fairytale path with Mathios Stone Garden Step, natural walkways made of concrete but looking like wooden logs. Enjoy the flexibility of placing the pavers directly on the ground without bothering about cutting, grinding or putting any special coating.

### Garden Step Collection



Garden Step **Natural Wood Look**



#### Weather Conditions

Applicable on External spaces  
Resistant to: Extreme temperatures from -30 to +50 degrees Celsius, Frost, UV, Different humidity levels, Water.



#### Flat

230 mm



600 mm



40 mm



24 kg



3.31 m<sup>2</sup>  
per pack




-







Garden Step





# Accessories

A special finishing touch for your project.

Bring added elegance and beauty to your project taking care about the details.

A wide assortment from Wall caps and Hearthstones, to Water Tables, Column caps and Window trims has been chiseled and meticulously handcrafted to complement the Mathios Stone selection. Accentuate your stonework and elevate your design by adding a refined touch.



Column Cap (46 X 46 cm)



Watertable



Window Trim



Wall Cap (51 X 35 cm)



Window Trim Vertical



Hearth Stone (50 X 50 cm)



Window Trim Horizontal

# Complementary Products

## EXTRASTONEGLUE



**Extra Stone Glue.**  
The Right Adhesive for your Project.

Before starting your stonework it is important to select the correct bedding adhesive to ensure efficient stone bond and high performance. Extra Stone Glue is a Special Acrylic heavy duty elastic adhesive especially composed for manufactured stone veneers & brick slips. It has high adhesive strength and is applicable on internal and external surfaces.

Additionally, its high durability to extreme temperature conditions (humid, heat or frost) make Extra Stone Glue the ideal choice regardless of the location and the installation surface.

*It is categorized as C2TES1 type according to EN 12002*



**Easy Glue. Ready to use Adhesive with Instant Grip**

An incredible, instant grab adhesive, based on advanced MS Polymer technology. It is applicable on all internal surfaces and bonds instantly all kinds of stones. There is no need for shuffling and therefore, it does not dirt. It is ready to use and has multiple applications.

Easy Glue is the ideal choice for DIY constructions and small scale installations.



## MATPROTECT

**Mat Protect Plus.**  
Protect your stonework

Mat Protect is a silicon varnish protective treatment that safeguards the beauty of architectural stone veneer.

Designed to provide a highly effective ability to resist penetration by water, it is a colorless waterproofing treatment for exterior and interior, ready to be applied without any dilution, over the stones.

Due to its composition, it provides lower porosity which results in anti-freezing protection and tolerance in chlorine water. Mat Protect is recommended for buildings, water pools, floors, walls, and walkways close to the seaside and exposed to chlorine water and sea-spray.





**MATHIOS**  
*Grout*<sup>®</sup>

Create the  
Perfect  
Combination  
for Your  
Next Design

Grout Colour  
Cameo  
Beige

Create your own stonework with Mathios Grout, the ideal choice for Natural & Architectural Stone. Produced by high quality cement, new generation aggregates and reinforcing additives, Mathios Grout provides high mechanical strength and excellent workability. It is fully waterproof and easy to clean.

It offers possibility of filling joints from 10mm to 50mm and is suitable for application to both internal and external surfaces. It is available in 12 color shades, indelible in time and in two grain sizes. Combine them with the grout style you wish and see how you can recast your stone.

Grout Colour collection





## Mathios Grout Collection



Off White



Antique Beige




Coral Sand




Cameo Beige




Colonial Ivory



Brown Sugar



Mocca Brown



Olive Green



Ash Gray



Volcanic Gray




Dramatic Black




Terracotta

## Granulation



0-2 mm



0-5 mm

Picking your grout technique according to what you're trying to achieve is as important as selecting the stone.

### Standard grouting style

The most common technique is to lay each stone one finger width apart from each other and grout between each stone. The grout is deeper than the face of the stone and exposes the stone edges. If the grout color pairs with the hues of the stone, this makes mostly the stone stand out. For contrasting design result pick up a bold color grout opposite of the stone color.



### Overgrout style

The mortar overfills the joints and overlaps the face of the stone. A very popular technique to achieve a rustic and authentic old-world look. It gives such a realistic result to the construction that it's hard to believe it's not centuries ago built. Ideal for irregular shaped stones and brickslips. It would also fit nice in an industrial design loft.



### Flat with the stone face grout style

The grout level is almost flat with the face of the stone. Similar to the standard grouting style but with more active role on the final design. Try to use different color grout and see how your stonework transforms. For a discreet and always in style look match the grout color with the dominant color shadings of the architectural stone. On the contrary, if you love impactful effect, select grout color opposite of the stone color. With light stone, use dark grout, and with dark stone use light grout.



Recast your stone  
**MATHIOS**  
*Grout*<sup>®</sup>





# Packaging information

- All cartons are packed on pallets to ensure stability in transportation.
- For pavers & accessories that are not included in the list, information can be given upon request.
- Loading instructions are available.
- Scannable QR code on each carton for detailed information for every Mathios Stone color and texture.



TYPE	UNIPACK (BOX)		UNIPACK DIMENSIONS	N° OF UNIPACKS ON PALLETS DIMENSIONS OF PALLETS		LOADING CAPACITY (UNIPACKS)**		
	CONTENT OF UNIPACK			SMALL	LARGE	20" CONTAINER	40" CONTAINER	TRUCK
	FLAT (M <sup>2</sup> )	CORNER (LM)						
Highland	0.65	1.6	52x26x20.5 cm*	18 Unipacks Pallet Dimensions: (110x80x80h) cm	36 Unipacks Pallet Dimensions: (110x80x145h) cm	756	1008 - 1110	1008 - 1110
Altaia	0.6	1.6						
Highland Blend	0.6	1.6						
Mont Blanc*	0.525	1.04						
Cordillera	-	2.00	56x36x21 cm			504	600 - 712	900
Cordillera	0.76	-						
Sierra	1.05	2.4	52x26x20 cm			756	830-980	830-980
Atlas	0.62	-	54x20x25 cm	21 Unipacks Pallet Dimensions: (114x75x120h) cm	28 Unipacks Pallet Dimensions: (114x75x120h) cm	686	700 - 1008	700 - 1008
Dune	1.06	-						
Delos	1.06	-						
Sequoia	1.06	-						
Bretagne*	0.50	-	52x26x19.5 cm	16 Unipacks Pallet Dimensions: (110x80x80h) cm	32 Unipacks Pallet Dimensions: (110x80x148h) cm	672	1000 - 1100	1000 - 1100
Isola*	0.43	-						
Bretagne*	-	1.35						
Isola*	-	1.35						
Tuscany*	0.55	1.55						
Arcadian	0.56	-						
Fieldstone*	0.50	1.25						
Ekali*	0.5	1.25						
Rio Grande*	0.55	1.6						
Terra*	0.55	-						
Terra*	-	1.25	56x36x21 cm			504		
Alamo	0.63	1.6	54x20x25 cm	21 Unipacks Pallet Dimensions: (114x75x120h) cm	28 Unipacks Pallet Dimensions: (114x75x120h) cm	672	1000 - 1100	700 - 1008
Veracruz*	0.72	-						
Colonial*	0.9	1.9	55x37x15 cm	16 Unipacks Pallet Dimensions: (110x80x75h) cm	24 Unipacks Pallet Dimensions: (110x80x105h) cm	672	676 - 800	676 - 800
Masterbrick*	0.93	2	45.5x25.5x15 cm	24 Unipacks Pallet Dimensions: (110x73x78h) cm	48 Unipacks Pallet Dimensions: (110x73x144h) cm	1008	1222 - 1444	1222 - 1444

\*The contents of the packing assume a joint of 1cm (0.40in)

\*\*Loading capacity depends on the legislation of each country



## Installation Instructions - Step by Step Guide



1

**EN**  
We clean the substrate from dust and dirt, for good accretion of the mortar-shapes, thickness and textures. Level out the first line of where the stones will be placed.

GER

Reinigen Sie das Trägermaterial von Staub und Schmutz, um eine bessere Haftung von Kleber, Dicke und Strukturen zu gewährleisten. Richten Sie die erste Reihe mit Hilfe einer Wasserwaage aus, um die Steine dort anbringen zu können.

FR

Nettoyez le support de la poussière et de la saleté pour avoir une bonne accumulation des formes, de l'épaisseur et de texture du mortier. Mettez au niveau la première ligne où les pierres seront placées.

ES

Limpiar la superficie para obtener una buena adhesión del mortero y un espesor adecuado para el tipo de piedra, grosores y texturas.

IT

Pulire il substrato dalla polvere, sporczia, per una buona accrescimento della malta-forma, spessore e struttura.

GRE

Καθαρίζουμε το υπόστρωμα από σκόνη και βρωμιά για τη δημιουργία καλής πρόσφυσης. Ορίζουμε τη γραμμή που θα τοποθετηθεί η πρώτη σειρά με πέτρες.

BU

Почистете основата, върху която ще монтирате камъните, от прах и мърсотия – за добро слепване на хоросана – независимо от формата, дебелината и релефа на камъка. Изравнете (нивелирайте) първия ред, където ще се полагат камъните.

AR

يتم تنظيف السطح المراد التركيب عليه جيداً من الغبار والأوساخ وأن يوزن لزيادة فعالية التصاق المونة وتجانس التركيب للحجر بمختلف سماكاته وأشكاله وملمسته ويبدأ تركيب أول صف من الأحجار على خط أفقي على الميزان.



2

EN

If we work on a absorbent substrate like gypsum board or wood, we have to apply primer to reduce the absorbency.

GER

Falls Sie auf einer saugfähigen Oberfläche wie etwa einer Gipskartonplatte oder Holz arbeiten, muss diese zuvor grundiert werden, um die Absorptionsfähigkeit zu reduzieren.

FR

Sur un support absorbant, comme le panneau de gypse ou le bois, appliquez un apprêt pour réduire sa capacité d'absorption.

ES

Si trabajamos sobre una superficie absorbente como paneles de cartón-yeso o madera, se debe aplicar una capa de imprimación para reducir la absorbencia.

IT

Se stiamo lavorando su un substrato assorbente come gesso o legno, è necessario di applicare prima un primer per ridurre l'assorbenza.

GRE

Στις περιπτώσεις που η πέτρα τοποθετηθεί σε επιφάνειες με απορροφητικό υπόστρωμα όπως γυψοσανίδα ή ξύλο θα πρέπει προηγουμένως να εφαρμοστεί αστάρι προκειμένου να μειωθεί η απορροφητικότητα.

BU

Ако ще работите върху попираща повърхност като гипсокартон или дърво, първо положетегрунд, за да се намали попищаемостта.

AR

عند التركيب على سطح ذو مسامية عالية مثل الألواح الجبسية أو خشبية يجب تنفيذ طبقة برايمر حتى يكون إمتصاص السطح لماء المونة أقل.



3

EN

Prepare mortar taking into consideration the amount of water for good accretion and the right consistency.

GER

Bereiten Sie den Kleber und das Fugenmaterial unter Berücksichtigung der Wassermenge zur richtigen Konsistenz Bildung vor.

FR

Ajoutez le mortier en faisant attention à la quantité d'eau afin d'obtenir une bonne accumulation et une consistance convenable.

ES

Añadir el mortero teniendo en cuenta la cantidad de agua para una correcta consistencia que permita una buena adhesión.

IT

Aggiungere la malta tenendo in considerazione la quantità d'acqua per una buona accrescimento e la giusta consistenza.

GRE

Προσθέστε κόλλα, λαμβάνοντας υπόψη την ποσότητα του νερού για καλή πρόσφυση και σωστή εφαρμογή.

BU

Добавете хоросан, като вземете предвид количеството вода за доброто смесване и правилната консистенция.

AR

تجهيز مونة التركيب مع الأخذ في الاعتبار إضافة كمية الماء المناسبة للحصول على أفضل قوام للمونة بالكثافة المناسبة.



4

EN

Apply mortar on the installaton surface as much as needed so that it does not dry out when installing the stone.

GER

Verteilen Sie den Kleber auf die Anwendungsoberfläche in einer ausreichenden Menge, sodass er bis zur Anbringung des Steins nicht trocknet.

FR

Appliquez le mortier colle sans excès sur la surface d'installation afin qu'il ne sèche pas avant l'installation de la pierre.

ES

Aplicar el mortero en la superficie teniendo en cuenta el área aplicada para que no se seque antes de poner la piedra.

IT

Applicare la quantità necessaria della malta sulla superficie d'installazione in modo che non si asciugua quando si installa la pietra.

GRE

Εφαρμόστε αρκετό κονίαμα στην επιφάνεια εγκατάστασης ώστε να μην στεγνώσει όταν τοποθετήσετε την πέτρα.

BU

Положете хоросан върху повърхността за монтаж – колкото е необходимо – за да не изсъхне по време на монтажа на камъка.

AR

يتم فرد المونة على السطح المراد تركيبه بالمساحة المناسبة والتي تتناسب مع مدة تركيب الأحجار عليها حيث إن زيادة مساحة فرد المونة عن ذلك تؤدي إلى جفافها قبل تركيب الحجر.



## Installation Instructions - Step by Step Guide



**EN**

Lay out stones and mix from various cartons at least 2m<sup>2</sup> to create a balance between different colors, shapes, thickness and textures.

**FR**

Disposez et mélangez les pierres sur au moins 2m<sup>2</sup> pour créer un équilibre entre les différentes couleurs, formes, épaisseurs et textures.

**IT**

Disponere le pietre e mescolare da diversi cartoni di almeno 2m<sup>2</sup> per creare un equilibrio tra diversi colori, forme, spessori e strutture.

**BU**

Преди монтаж от няколко различни кашона извадете и наредете поне 2 кв. м., за да се получи по-добра комбинация от цвят, релеф, дебелина и форма.

**GER**

Breiten Sie die Steine aus verschiedenen Kartons auf mindestens 2 m<sup>2</sup> aus, um eine Ausgewogenheit zwischen Farben, Formen, Dicke und Strukturen zu erzeugen.

**ES**

Distribuya piedras extraídas de varias cajas (al menos 2m<sup>2</sup>) para crear un buen equilibrio entre diferentes colores, superficies, grosos y texturas.

**GRE**

Βγάλτε τις πέτρες από τη συσκευασία τους και δημιουργήστε συνδυασμούς το ελάχιστο 2τμ αναμειγνύοντας διαφορετικά σχέδια, χρώματα, πάχη και υφές.

**AR**

يتم فرد مترين على الأقل من الأحجار من عيوت مختلفة لتحقيق التجانس لمختلف القطع الحجرية في الألوان والأشكال والسماكات ولملمس السطح.



**EN**

If the installation includes corners then begin from the corner of the wall & continue the installation in line with the flat elements.

**FR**

Si l'installation comprend des angles, commencez alors à partir du coin du mur et continuez l'installation en correspondance avec les éléments plats.

**IT**

Se la installazione include angoli, allora cominciate dagli angoli dei muri e continuate l'installazione in linea con gli elementi piatti.

**BU**

Ако ще облицовате ъгли, започнете от тях и след това продължете реда – с полагање на плочки (плоски камъни).

**GER**

Falls Ecken anzubringen sind, beginnen Sie bitte mit den Ecksteinen und arbeiten sich reihenweise mit den Flachsteinen vor.

**ES**

Si la instalación incluye esquinas, comience colocando éstas y luego continúe con las piezas planas en línea.

**GRE**

Εάν πρόκειται να χρησιμοποιήσετε γωνίες τότε ξεκινάτε με την τοποθέτηση αυτών και συνεχίζετε με τις επίπεδες πέτρες.

**AR**

في حالة استخدام الزوايا الحجرية فيجب بدأ التركيب بنيتها أولاً في الأركان ومن ثم الاستمرار في تركيب الوحدات الحجرية المسطحة على الاستقامة الختية للزوايا الحجرية.



**EN**

Using the spatula or resanding tool, perimetrically clean the stone from overlapping concrete for better installation. Since the back surface of the stone is dry wet it with water to avoid the absorption of water of the mortar.

**FR**

En utilisant la spatule ou un outil similaire, nettoyez les côtés de la pierre du surplus du béton pour une meilleure installation. Etant donné que la surface arrière de la pierre est sèche, mouillez-la avec de l'eau pour éviter l'absorption d'eau du mortier.

**IT**

Utilizzando la spatola o l'attrezzo simile, pulire perimetralmente la pietra da sovrapposizione per una migliore installazione. Siccome la superficie posteriore della pietra è asciutta, bagnatelo con acqua per evitare l'assorbimento dell'acqua dalla malta.

**BU**

С помощта на шпаклаили подобен инструмент почистете камъка по периметъра от излишното количество бетон – за да по-качествен монтаж. Тъй като повърхността на камъка е суха, намокнете я с вода, за да се избегне попиването на вода от хоросана.

**GER**

Mit einer Kelle oder ähnlichem Werkzeug befreien Sie den Stein von möglichen Rändern aus Beton oder Unebenheiten. Wenn die hintere Oberfläche des Steins trocken ist, befeuchten Sie diese mit Wasser um die Wasseraufnahme des Klebers durch den Stein zu verhindern.

**ES**

Use una espátula o herramienta similar para limpiar el perímetro de la piedra de posibles restos de fabricación para obtener una instalación mejor. Como la parte posterior de la piedra está seca, humedézcala para evitar la absorción de agua del mortero.

**GRE**

Χρησιμοποιώντας σπάτουλα ή παρόμοιο εργαλείο, καθαρίζουμε περιμετρικά την πέτρα από τυχόν περίσσειο τσιμέντο. Δεδομένου ότι η πίσω επιφάνεια της πέτρας είναι ξηρή, βρέξτε την με νερό για να μην απορροφήσει το νερό από το κονίαμα.

**AR**

استخدام المسطرين أو ما شابه في تنظيف الزوائد الخرسانية العالية بجواف وجوانب الوحدات الحجرية وذلك لتركيب أفضل ... ونظرا لأن السطح الخلفي للأحجار جاف فيتم ترطيبه بالماء لتجنب امتصاص الحجر لماء مونة التركيب مما يؤدي إلى انقاص فاعلية الالتصاق.



**EN**

If empty gaps are large, fill them with stones by cutting them to the size needed.

**FR**

Si les espaces vides sont grands, remplissez-les avec des pierres en les coupant à la mesure requise.

**IT**

In caso delle vaste lacune, riempitele con pietre tagliate giustamente per lo spazio necessario.

**BU**

Ако се получат големи празни пространства, запълнете ги с камъни, които срежете до необходимия размер.

**GER**

Falls Leerstellen zu groß sind, füllen Sie diese mit auf die benötigte Größe geschnittenen Steine.

**ES**

Si los huecos vacíos son grandes, rellénelos con piedras cortadas al tamaño correcto.

**GRE**

Εάν στην πορεία της τοποθέτησης δημιουργούνται κενά, γεμίστε τα με πέτρες, κόβοντάς τες στο μέγεθος που χρειάζεται.

**AR**

في حالة وجود فجوات كبيرة بين الوحدات الحجرية يجب تركيب قطع حجرية مقصوصة بمقاس وتشكل تلك الفجوات.



## Installation Instructions - Step by Step Guide



9

**EN**  
Apply mortar at the back surface of the Stone as much as possible so there is no gap between the stone and the surface.

**GER**  
Verteilen Sie den Kleber auf die Rückseite des Steins um einen Leerraum zwischen Stein und Oberfläche zu verhindern.

**FR**  
Appliquez le mortier autant que possible sur la surface arrière de la pierre afin qu'il n'y ait pas d'espace entre la pierre et la surface.

**ES**  
Aplicar el mortero en la parte posterior de la piedra en la cantidad necesaria para que quede una masa homogénea entre el mortero de la piedra y el de la superficie (sin huecos).

**IT**  
Applicare la quantità necessaria della malta sulla superficie posteriore della pietra in modo che non ci siano lacune fra la pietra e la superficie.

**GRE**  
Απλώνουμε άφθονο κονίαμα στην πίσω επιφάνεια της πέτρας προκειμένου να μη δημιουργείται κενό μεταξύ της πέτρας και της επιφάνειας εγκατάστασης.

**BU**  
Положете хоросан върху гърба на камъка – толкова, че да няма празно място между камъка и повърхността.

**AR**  
تعبئة الأحجار من الخلف قدر المستطاع بالمونة لتجنب وجود أي فراغات بين الحجر وسطح التركيب.



10

**EN**  
Place the stone by pressing hard to ensure a very good adherence of the mortar in the back surface of the stone.

**GER**  
Befestigen Sie den Stein, indem Sie ihn stark in den Kleber hineindrücken, um eine optimale Haftung zu gewährleisten.

**FR**  
Appliquez la pierre en appuyant fortement pour assurer une très bonne adhérence du mortier sur la surface arrière de la pierre.

**ES**  
Poner la piedra presionando para asegurar una buena adherencia.

**IT**  
Applicare la pietra premendo forte per garantire una buona aderenza della malta nella superficie posteriore della pietra.

**GRE**  
Εφαρμόζουμε την πέτρα πιέζοντας δυνατά για να επιτύχουμε καλή πρόσφυση και αποτελεσματική επικόλληση.

**BU**  
Положете камъка със силно притискане, за да осигурите добро залепване на гърба на камъка към повърхността.

**AR**  
تركيب الوحدات الحجرية بالضغط عليها بقوة للتأكد من التصاق ظهر الحجر والمونة جيداً بـ سطح التركيب.



11

**EN**  
In the installation of stone use a rubber mallet (rubber hammer) in order not to wound the stone.

**GER**  
Während der Befestigung des Steins benutzen Sie einen Gummihammer, um den Stein nicht zu verletzen.

**FR**  
Lors de l'installation de la pierre, utilisez un maillet en caoutchouc (marteau en caoutchouc) pour ne pas l'abîmer.

**ES**  
En la instalación use un martillo de goma para no dañar la piedra.

**IT**  
Durante l'installazione della pietra usare un martello di gomma per non danneggiare la pietra.

**GRE**  
Για την εγκατάσταση της πέτρας χρησιμοποιούμε μια ματσόλα (ή ένα ελαστικό σφυρί) για να μη φθείρουμε την πέτρα.

**BU**  
Когато полагате камъните, използвайте гумен (дървен) чуκ, за да не нараните повърхността на камъка.

**AR**  
تستخدم المطرقة ذات الرأس المطاط لتركيب الحجر تجنباً لحدوث أي خدش لسطح الحجر.

## Stone application without joints

- Installation without joint • Verlegung ohne Fuge
- Installation sans joint • Instalación sin Junta
- Installazione senza giunzioni • Τοποθέτηση πέτρας χωρίς στήριξη • Монтаж без фуги • التركيب بدون فواصل



12

**EN**  
Fill the perimetric channel of the stone with mortar by using the spatula. Remove any excess mortar using a towel.

**GER**  
Füllen Sie die Außenrinne des Steins mit Kleber mit Hilfe ein Spachtel. Entfernen Sie überschüssigen Kleber mit einem Tuch, um einen Kontakt mit der Oberfläche zu vermeiden.

**FR**  
Remplissez le canal périmétrique de la pierre avec du mortier en utilisant la spatule. Retirez tout excès de mortier en utilisant un chiffon propre.

**ES**  
Llene el perímetro de la piedra con mortero usando la espátula. Retire exceso de mortero con un trapo.

**IT**  
Riempire il canale perimetrale della pietra con la malta usando la spatola. Rimuovere eventuali malte in eccesso con un asciugamano.

**GRE**  
Γεμίζουμε περιμετρικά το αυλάκι με κονίαμα γύρω από την πέτρα χρησιμοποιώντας τη σπάτουλα. Αφαιρούμε τυχόν περίσσεια κονιάματος χρησιμοποιώντας ένα πανί.

**BU**  
Напълнете с хоросан прореза по целия периметър на камъка. Използвайте шпакла. Почистете излишното количество хоросан с кърпа.

**AR**  
في هذه الحالة يتم تعبئة المحيط الخارجي لجوانب الوحدات الحجرية بالمونة باستخدام المسطرين مع إزالة أي زوائد للمونة باستخدام المنشفة.



## Installation Instructions - Stone application with joints

- Installation with joint • Verlegung mit Fuge
- Installation avec joint • Instalación con junta
- Installazione con giunzioni • Τοποθέτηση πέτρας με στήριξη • Монтаж с фуги • التركيب مع وجود فواصل



**EN**

Provided that there is a joint, in order to stabilize the stones small spacers can be used where it is needed.

**FR**

À condition qu'il y ait un joint, de petites entretoises peuvent être utilisées là où c'est nécessaire afin de stabiliser les pierres.

**IT**

In caso ci siano delle giunzioni, per stabilizzare le pietre si possono usare piccoli distanziatori dove è necessario.

**BU**

Ако камъните се полагат с фуга, за да бъдат правилно положени камъните, може да използвате малки кръстчета за фуги.

**GER**

Wenn eine Fuge gebildet werden soll, können kleine Abstandhalter zur Stabilisierung der Steine genutzt werden.

**ES**

Siempre que haya una unión, para estabilizar las piedras se pueden usar pequeños espaciadores donde se necesite.

**GRE**

Υπό την προϋπόθεση ότι υπάρχει μια στήριξη για τη σταθεροποίηση των πετρών, μικροί αποστάτες μπορούν να χρησιμοποιηθούν όπου χρειάζεται.

**AR**

في هذه الحالة يتم ترتيب وتنسيق الحجر مسبقاً بشكل متزن يتناسب وعدم وجود فراغات ... ويمكن استخدام فواصل بلاستيكية صغيرة في حالة الضرورة.



**EN**

For the installation use a pastry bag or a grouting gun. In both cases effectively cut the end until the desirable width for the joint is achieved.

**FR**

Pour l'installation, utilisez une poche à douille ou un pistolet d'injection de coulis. Dans les deux cas, coupez l'extrémité jusqu'à ce que la largeur souhaitée pour l'assemblage soit atteinte.

**IT**

Per l'installazione usate un sacchetto di pasticceria o una pistola per stuccare. In entrambi i casi, tagliare efficacemente la fine fino a raggiungere la larghezza desiderata per l'articolazione.

**BU**

За полагане на фугиращата смес използвайте сладкарски шприц (торбичка) или пистолет за фугиране. И в двата случая отворът за фугиращата смес трябва да бъде нагоден според необходимата ширина на фугата.

**GER**

Für die Anwendung nutzen Sie eine Fugenkitt Kanone oder einen Spritzbeutel. In beiden Fällen schneiden Sie das Endstück bis zur gewünschten Fugenbreite und füllen die Lücken mit Fugenmörtel.

**ES**

Para la instalación, use una manga pastelera o una pistola de lechada. En ambos casos, corte el extremo de la boquilla hasta lograr el ancho deseado para la unión.

**GRE**

Για την αρμολόγηση χρησιμοποιούμε την ειδική σακούλα (κορνέ) ή το ειδικό πιστόλι αρμολόγησης. Και στις δύο περιπτώσεις κόβουμε την άκρη τόσο ώστε να επιτύχουμε το πάχος του αρμού που επιθυμούμε.

**AR**

لتعبئة الواجهة في الفواصل بين الحجر لابد من استخدام مسدس تزويج أو الأكياس البلاستيكية (المستخدمة في تزيين الحلوى) وفي كلا الحالتين يتم قص الطرف بعناية لتناسب حجم الفتحة مع عرض الفواصل.



**EN**

Lay the mortar with a spatula or special tool.

**FR**

Disposez le mortier avec une spatule ou un outil spécial.

**IT**

Applicare la malta con una spatola o uno strumento speciale.

**BU**

Положете хоросана с шпакла или с подходящ инструмент.

**GER**

Verteilen Sie den Fugenmörtel mit eine Fugenspachtel oder ähnlichem Spezialwerkzeug.

**ES**


Coloque el mortero con una espátula o herramienta similar.

**GRE**

Απλώνουμε το κονίαμα με τη σπάτουλα ή το ειδικό εργαλείο.

**AR**

يتم فرد التروية باستخدام المعقلة أو أدوات الترويب المتخصصة.



**EN**

If mortars gets on the surface of the stone before it hardens (after 1/2 or 1 hour) brush off the mortar with a soft wired brushed or hard plastic, do not use metal.

**FR**

Si le mortier reste à la surface de la pierre, avant qu'il ne durcisse (après 1/2 ou 1 heure), brossez-le avec une brosse métallique douce ou en plastique dur.

**IT**

Se la malta rimane sulla superficie prima che si indurisce (dopo 1/2 o 1 ora) rimuoverla con una spazzola morbida o rigida, non usare metallo. non usare metallo.

**BU**

Ако хоросан попадне върху лицевата страна на камъка, преди да се втвърди (30-60 минути след това) изчеткайте хоросана с мека телена четка или с твърда пластмасова четка; не използвайте метален предмет.

**GER**

Bevor das Fugenmaterial hart wird (nach etwa 30 oder 60 Minuten), wird die Fuge mit einer weichen Draht- oder Hartgummibürste- keine metallische- abgekratzt.

**ES**

Si el mortero cae sobre la superficie de la piedra antes de que se endurezca (después de 1/2 o 1 hora), cepille la con un cepillo de plástico. No use metal.

**GRE**

Εάν η επιφάνεια της πέτρας λερωθεί με κονίαμα το αφαιρούμε προτού σκληρύνει (δηλαδή ½ με 1 ώρα μετά την τοποθέτηση) με μια μαλακή συρμάτινη βούρτσα ή μια σκληρή πλαστική. Σε καμία περίπτωση δεν χρησιμοποιούμε μεταλλική.

**AR**

في حالة تساقط الروية على سطح الحجر وقبل تطيلها (خلال ساعة أو نصف ساعة) يتم إزالتها باستخدام فرشاة من السلك الناعم أو من البلاستيك القاسي ولا يتم إزالة الروية بالأدوات المعدنية.



## Installation Instructions



### EN

When installing the joint the creation of vertical joints in parallel lines must be avoided.

### FR

Lors de l'installation d'un joint, la création de joints verticaux dans des lignes parallèles doit être évitée.

### IT

Durante l'installazione delle giunzioni tenete in conto di evitare le giunzioni verticali in linee parallele.

### BU

По време на монтажа редете камъните шахматно – старайте се да не се образува отвесна fuga (място на свързване на камъните) на 2 последователни реда.

### GER

Während des Einbaus muss die Bildung vertikaler Fugen in aufeinander folgenden Reihen verhindert werden.

### ES


Evite las juntas verticales alineadas.

### GRE

Η τοποθέτηση των τεμαχίων πρέπει να γίνεται σταυρωτά και η δημιουργία κάθετου αρμού ανάμεσα σε παράλληλες σειρές θα πρέπει να αποφεύγεται.

### AR

يراعى أثناء التركيب عدم استمرارية الفواصل الرأسية بين الحجر ويجب فصلها بتركيب وحدات حجرية أفقية وألا تكون هذه الفواصل الرأسية متقاربة لبعضها البعض.



### EN

In case the stone surface dirties from the mortar it is recommended to clean it with a soft wire brush, a little before the mortar "hardens". Do not try to clean when mortar is fresh and do not use metal.

### FR

Au cas où la surface de la pierre se salit par le mortier, il est recommandé de la nettoyer avec une brosse métallique douce, avant que le mortier ne durcisse pas. N'essayez pas de nettoyer lorsque le mortier est encore frais et n'utilisez pas une brosse métallique dure.

### IT

In caso la superficie delle pietre si sporca di malta è raccomandato di pulirlo con una spazzola a filo morbide, poco prima che la malta si indurisca. Non pulire quando la malta è fresca e non usare metallo.

### BU

Ако повърхността на камъните се зацапа от хоросана, препоръчваме почистване с мека телена четка – малко преди хоросанът да се втвърди. Не се опитвайте да почиствате докато хоросанът е пресен и не използвайте метален уред.

### GER

Im Falle einer Verschmutzung der Oberfläche durch Fugenmörtel, empfehlen wir das Abbürsten mit Hilfe einer weichen Drahtbürste, kurz bevor der Fugenmörtel getrocknet ist. Befreien Sie die Steine von Schmutz nicht solange, der Mörtel frisch ist und benutzen Sie kein Metall.

### ES

En caso de que la superficie de la piedra se ensucie de mortero, se recomienda limpiarla con un cepillo de plástico suave, un poco antes de que el mortero se endurezca. No intente limpiar cuando el mortero esté fresco y no use cepillos de metal.

### GRE

Σε περίπτωση που κατά την τοποθέτηση η επιφάνεια της πέτρας λερωθεί με κόλλα ή αρμό καθαρίστε την με μαλακή συρμάτινη βούρτσα λίγο πριν σκληρύνει το υλικό. Μην προσπαθήσετε να καθαρίσετε την κόλλα ή τον αρμό όταν είναι ακόμα νωπός και μην χρησιμοποιήσετε μεταλλικά αντικείμενα.

### AR

في حالة اتساخ سطح الحجر بالموتة فينصح بتنظيفه بفرشاة سلك ناعمة قبل وصول الموتة الى تماسكها النهائي ولا ينصح أيضا بإزالة الموتة وهي لا زالت بقوامها اللين مع عدم استخدام المعادن في عملية الإزالة.



### EN

Clean the stones by using a dry paint brush.

### FR

Nettoyez les pierres en utilisant un pinceau sec.

### IT

Pulisci le pietre usando un pennello asciutto.

### BU

Почистете положените камъни с чиста четка за боя.

### GER

Säubern Sie die Steine mit Hilfe eines Pinsels oder einer weichen Bürste.

### ES

Limpie las piedras con una brocha seca.

### GRE

Καθαρίζουμε τις πέτρες με στεγνή βούρτσα βαφής.

### AR

يتم التنظيف النهائي لسطح الحجر باستخدام فرشاة الدهان الجافة.

## Mathios Tools


• Required tools for the installation • Benötigte Werkzeuge für die Installation • Outils requis pour l'installation • Herramientas necesarias para la instalación • Strumenti richiesti per l'installazione • Απαιτούμενα εργαλεία για την εγκατάσταση • Необходими инструменти за инсталацията • الأدوات المطلوبة للتثبيت



Hammer




Trowel joint



Circular cutting saw with diamond disc / angle grinder



Square shaped trowel for spreading the glue



Pliers



Application gun for installing the joint mortar



Notch trowel



Goggles



Mask



Metallic brush / Paint brush



Spirit level



Round shaped trowel for spreading mortar



Wheelbarrow / Hoe (mortar preparation)



## Disclaimer - Haftungsausschluss - Avis de non-responsabilité - Advertencia

### EN

The product colors and textures shown in this brochure are as accurate as current photography and printing techniques allow. We strongly recommend looking at product samples before ordering. Mathios Refractories S.A. reserves the right to make product improvements without prior notification.

Reproduction of this catalogue and its contents is subject to written permission by Mathios Refractories S.A.

### FR

Les couleurs et les textures du produit présentées dans cette brochure sont aussi précises que les techniques actuelles de photographie et d'impression les permettent. Nous vous recommandons fortement de revoir les échantillons de produits avant de les commander. Mathios Refractories S.A. se réserve le droit d'apporter des améliorations au produit sans notification préalable.

La reproduction de ce catalogue et de son contenu sont soumis à l'autorisation écrite de Mathios Refractories S.A.

### GER

Sowohl die Farben, als auch die Beschaffenheit der in diesem Katalog abgebildeten Produkte sind so genau abgebildet, wie es die aktuellen technischen Fotografie- und Druckverfahren erlauben. Wir empfehlen dringend, sich die Produktmuster vor dem Kauf anzusehen. Die Firmengesellschaft Mathios Refractories S.A. behält sich das Recht vor, Produktverbesserungen ohne Vorankündigung vorzunehmen.

Nachdruck und Vervielfältigung dieses Kataloges und seiner Inhalte sind nur mit einer schriftlichen Einverständniserklärung der Mathios Refractories S.A. zulässig.

### ES

Los colores y las texturas del producto que se muestran en este catálogo son tan precisos como lo permiten la fotografía actual y las técnicas de impresión. Recomendamos mirar las muestras de productos antes de realizar el pedido. MathiosRefractories S.A. se reserva el derecho de realizar productos mejores en los productos sin notificación previa.

La reproducción de este catálogo y su contenido está sujeto a una autorización por escrito de MathiosRefractories S.A.

## Disconoscimento - Αποποίηση Ευθυνών - Отказ от претензии - التحفظات

### IT

I colori e le strutture dei prodotti mostrati in questa brochure sono accurati come le attuali fotografie e quanto permesso dalle tecniche di stampa. Si consiglia fermamente di esaminare i campioni del prodotto prima di ordinare. Mathios Refractories S.A. si riserva il diritto di apportare miglioramenti senza preavviso.

La riproduzione di questo catalogo e dei suoi contenuti è soggetta all'autorizzazione scritta di Mathios Refractories S.A.

### BU

Цветовете и структурата на продуктите, показани в тази брошура, са максимално близки до това, което фотографията и печатните техники позволяват при отразяване на действителния продукт. Препоръчваме Ви да разгледате мостри от продукта преди да направите поръчка. „МатиосРефракторис“ АД си запазва правото да прави подобрения по продуктите без предварително уведомление.

За възпроизвеждане на каталога и неговото съдържание се изисква писменото одобрение на „МатиосРефракторис“ АД.

### GRE

Τα χρώματα και οι υφές των προϊόντων που παρουσιάζονται σε αυτό τον κατάλογο είναι τόσο ακριβείς όσο επιτρέπουν οι τρέχουσες τεχνικές φωτογραφίας και εκτύπωσης. Συνιστούμε ανεπιφύλακτα να εξετάζετε δείγματα προϊόντων πριν από την παραγγελία. Η Μαθιός Πυρίμαχα Α.Ε. διατηρεί το δικαίωμα να προβεί σε βελτιώσεις προϊόντων χωρίς προηγούμενη ειδοποίηση.

Η αναπαραγωγή αυτού του καταλόγου και του περιεχομένου του υπόκειται στην έγγραφη άδεια της Μαθιός Πυρίμαχα Α.Ε.

### AR

تأثير اللون وملمس الحجر في هذا الكاتالوج يخضع لمخرجات وطرق الإظهار لآلات التصوير والطباعة المتاحة ... لذا ننصح بضرورة رؤية عينة الحجر على الطبيعة للتأكد أنه يتوافق مع اختياركم.

نؤكد أن شركة ماثيوس تتحرى الأملح للوصول إلى منتج أفضل دون أي ملاحظات.

نسخ وطباعة هذا الكاتالوج ومحتوياته يخضع لإذن كتابي من شركة ماثيوس.



# Why Mathios Stone



Applicable on **Internal & External** spaces



**Quality secured** with official worldwide known Certifications

**Easily produced** in large quantities

**Easy installation**

**Eco-friendly**

Worldwide knowhow & Expertise

It comes with **corners** and **accessories**



An extensive selection: **>150 colors** and **textures** combinations. Additional colors & textures on demand



Suitable for all **weather condition**

**Resistant to:** Extreme temperatures from -30°C to +50°C, Frost, UV, Different humidity levels, Water, Fungus, Strong Winds

Installation flexibility: **applicable on all surfaces**  
on **etics**, on **gypsum board**)  
(and even on **glass**)



**Manufactured** by a healthy and sustainable company

**Transferred in boxes** of approx. 25kg



# Why Mathios Stone



## Time & Cost Efficient

**Quick installation:** pre-cut pieces in assorted sizes, ready-to-use. It comes with corners & accessories.

**Easier to install** and tackle a big project

Can even work as a **DIY product**

Lightweight (up to **50% lighter** than natural stone)

**Uncompromised:** In case of replacement or expansion, you can find the exact same hues of the initially use stones.

## Continuous Support

**Personal Relationship Manager** for Each Distributor

## After Sales Service

## Marketing Materials & support


### Mathios Stone Sample Board



### Mathios Stone Sample Box Small




### Mathios Stone Internal Stand


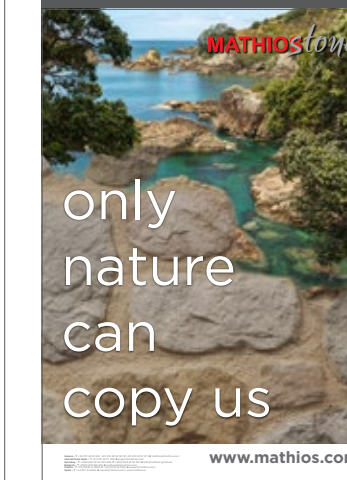


### Mathios Stone Sample Box Large

### Mathios Stone Catalogue



### Mathios Stone Posters A1 / A3



Mathios Stone External Stand 1

Mathios Stone External Stand 2



# Certifications - Warranty





## **LYCTUM DOO**

Svetomira Đukića 24  
11283 Beograd-Zemun  
Republika Srbija

Tel: +381 11 314 10 60  
Mob: +381 63 316 952  
Mob: +381 65 888 72 00

E-mail: [info@lyctum.com](mailto:info@lyctum.com)  
[www.lyctum.com](http://www.lyctum.com)

