


GLASS SYSTEMS






1 CANOPIES

4 - 17

2 SPIDERS

18 - 21



3 SLIDING DOORS

22 - 37

4 SHOWER CABINS

38 - 49






5 SWING DOORS

50 - 57

6 GLASS DOOR COMPONENTS

58 - 69



7 GLASS WALL PROFILES

70 - 77


8 GLASS DOOR FRAMES


78 - 86



1

CANOPIES







**PROFILE
SYSTEM**




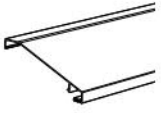


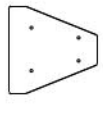

**ROD
SYSTEM**

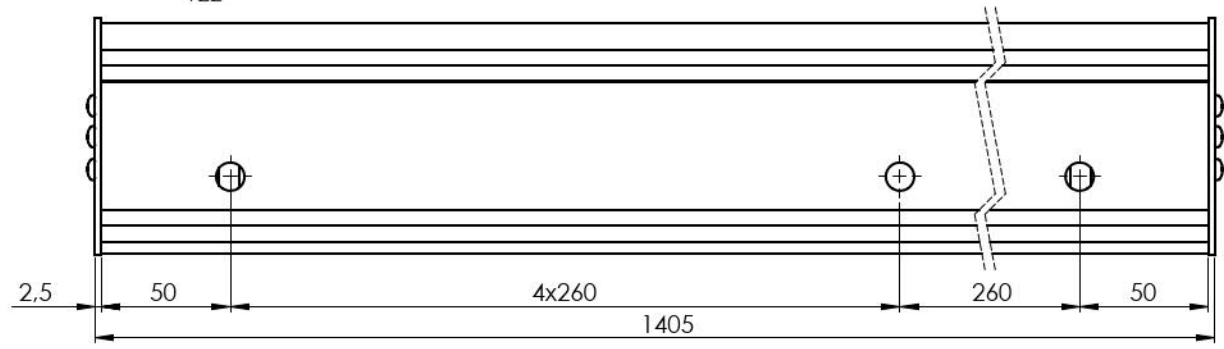
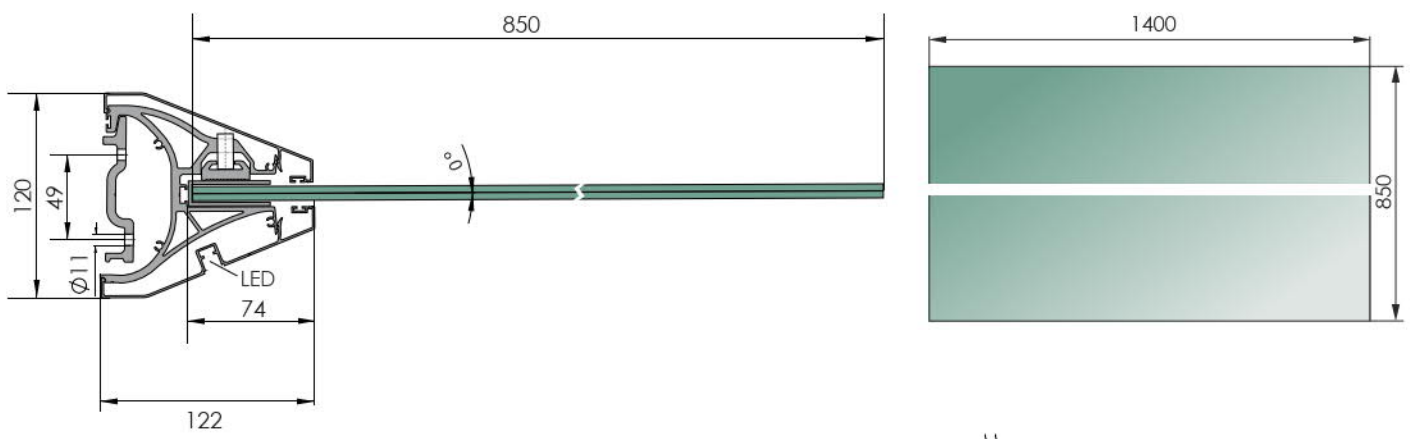


**TUBE
SYSTEM**




Quality	Finish	Effect	art.	L	glass t	G max. (kN)	Wind max.	LED
ALUMINIUM	antracit	RAL	AL/PR1-S-EB-1400-NEW	1400	10,76	1	100km/h	✓

						not included	
AL/PR1-S-EB-1400-NEW	1x	1x	1x	1x	2x	6x	LED set

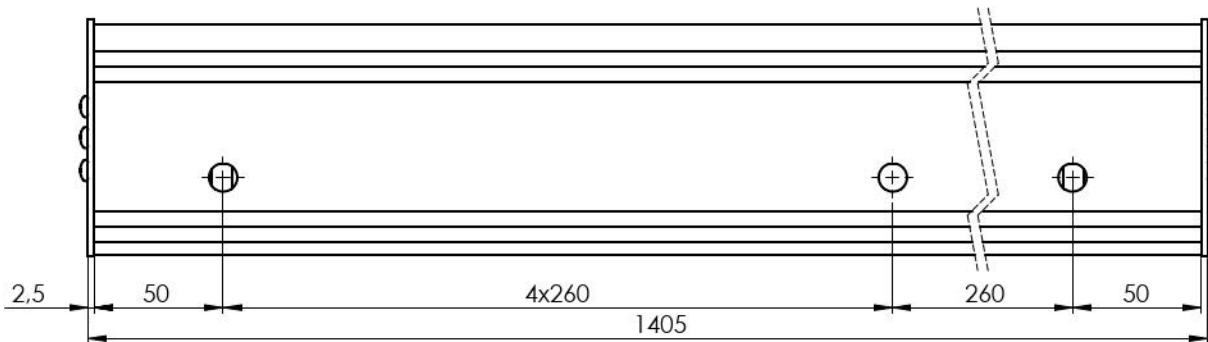

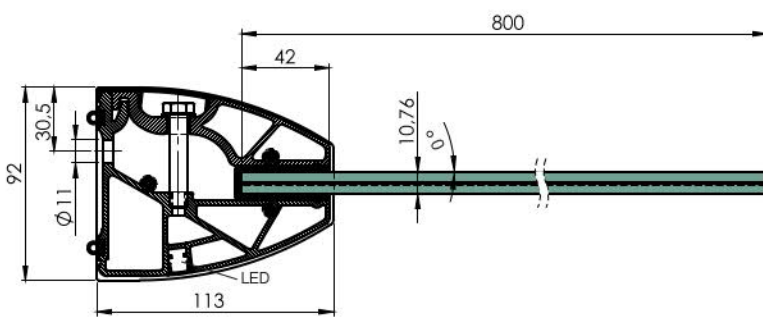


Material	Finish	Effect	art.
ALUMINIUM	antracit	RAL	AL/PR1-S-EB-cap-NEW



Quality	Finish	Effect	art.	L	glass t	G max. (kN)	Wind max.	
ALUMINIUM	antracit	RAL	AL/PR1-S-EB-1400	1400	10,76	0,7	75km/h	✓

				not included	...
AL/PR1-S-EB-1400	1x	1x	1x	2x	LED set

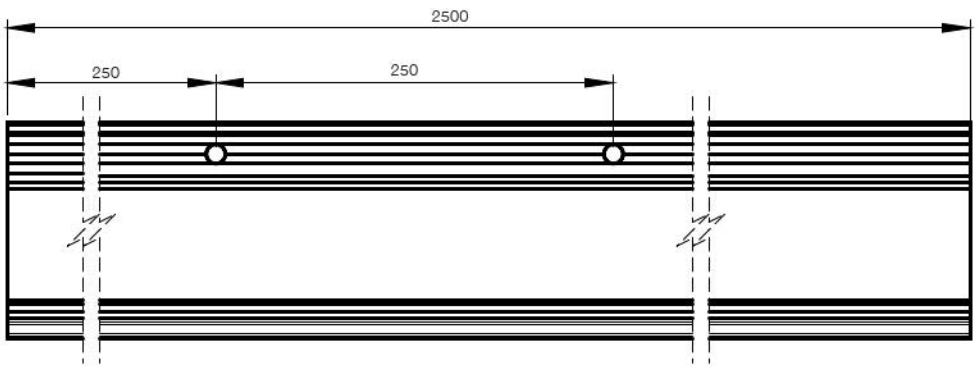
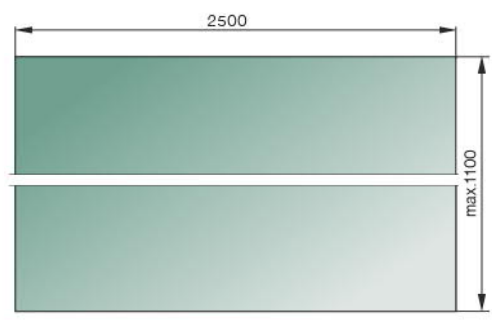
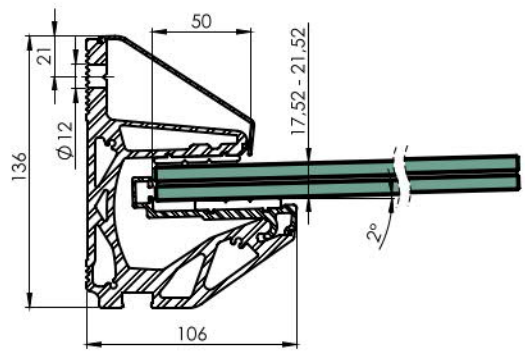



Material	Finish	Effect	art.
ALUMINIUM	antracit	RAL	AL/PR1-S-EB-cap




Quality	Finish	Effect	art.	L	glass t	G max. (kN)	
ALUMINIUM	natural	ELOX	AL/PR2-N-E-2500	2500	17,52	1,5	✓

CERTIFICATED: Glass TVG/VSG








Material	Finish	art.
PVC	natural	AL/PR2-N-E-cap


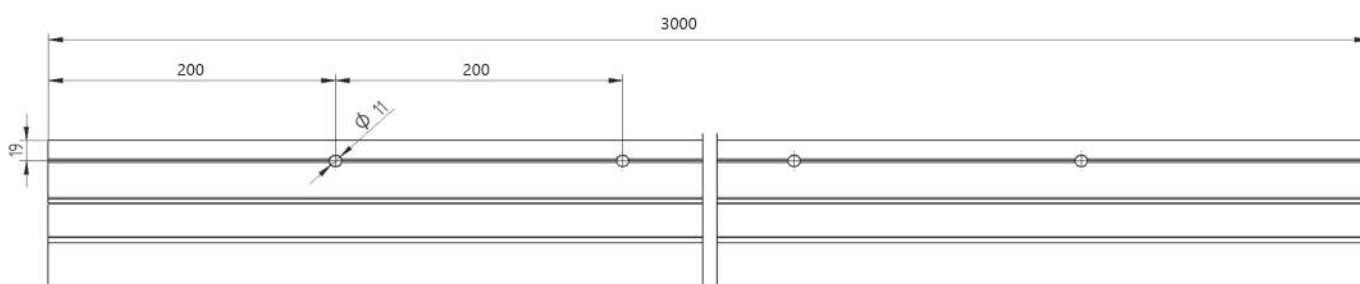

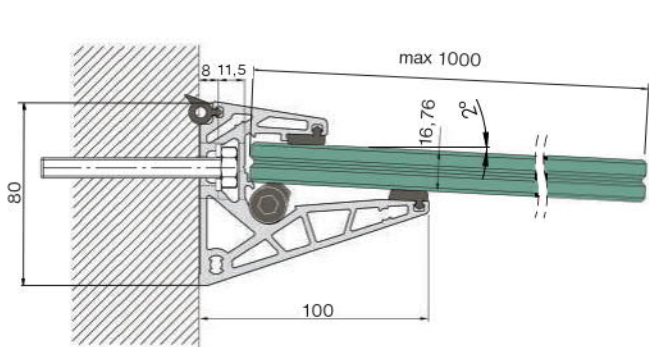


Quality	Finish	Effect	art.	L	glass t	G max. (kN)	LED
ALUMINIUM	natural	ELOX	AL/PR3-N-E-3000	3000	16,76 17,52	2,0	✓

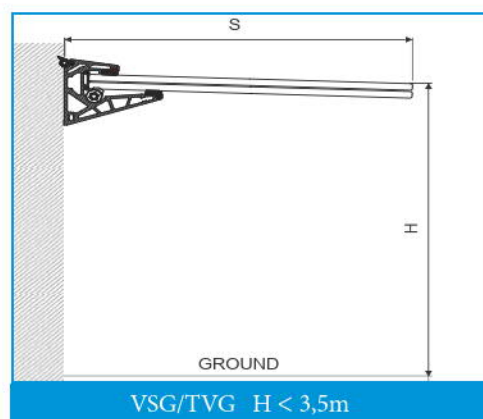
CERTIFICATED: Glass TVG/VSG

AL/PR3-N-E-3000						...
	1x	1x	2x	1x	2x	...

AL/PR3-KIT



Material	Finish	Effect	art.
ALUMINIUM	natural	ELOX	AL/PR3-N-E-cap

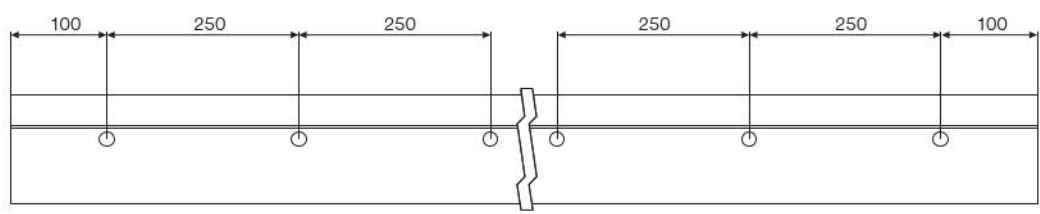
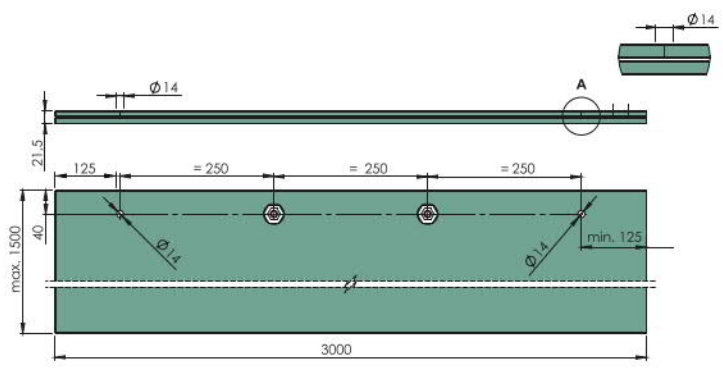
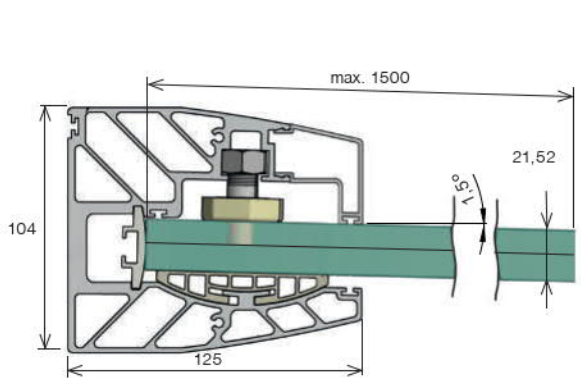




Quality	Finish	Effect	art.	L	glass t	G max. (kN)	
ALUMINIUM	natural	ELOX	AL/PR4-N-E-3000	3000	21,52	1,5	✓

CERTIFICATED: Glass TVG/VSG

							...
AL/PR4-N-E-3000	3m	3m	2x3m	7x	3m	12x	6x ...




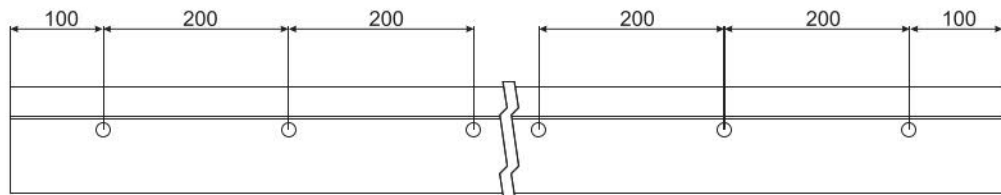
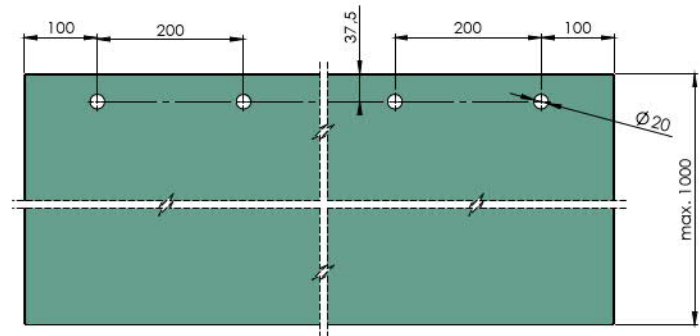
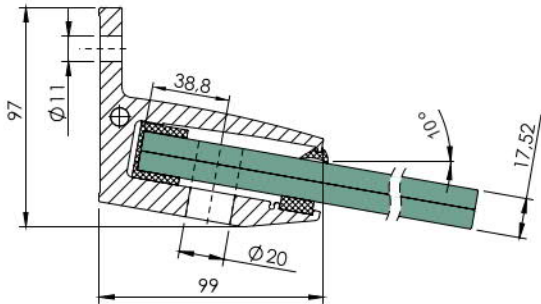
Material	Finish	Effect	art.
ALUMINIUM	natural	ELOX	AL/PR4-N-E-cap



Quality	Finish	art.	L	glass t	G max. (kN)	
ALUMINIUM	natural	AL/PR5-N-E-3000	3000	17,52	1.3	-
		AL/PR5-N-E-1400	1400			

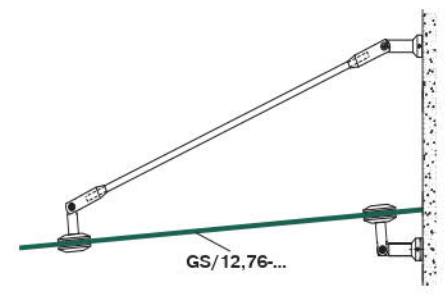
new

					...
AL/PR5-N-E-3000	3m	2x	2x3m	15x	15x
					...



Material	Finish	Effect	art.
ALUMINIUM	natural	ELOX	AL/PR5-N-E-cap

STATIC STUDIO



Quality	Finish	art.	h	L	A14/PR70x40-M12	A14/PR70x40-60	A14/PR-60-M12		
AISi316	satin	GS14/PR-R3-M12-set-1400	800-930	1400				2 x	GS/12,76-140x100-clear
		GS14/PR-R3-M12-set-1400-M						2 x	GS/12,76-140x100-milk
		GS14/PR-R3-M12-set-1800	920-1080	1800				2 x	GS/12,76-180x120-clear
		GS14/PR-R3-M12-set-1800-M						2 x	GS/12,76-180x120-milk
		GS14/PR-R3-M12-set-2400	2400	2400	3x	3x	3x	3 x	GS/12,76-240x120-clear
		GS14/PR-R3-M12-set-2400-M						3 x	GS/12,76-240x120-milk

top



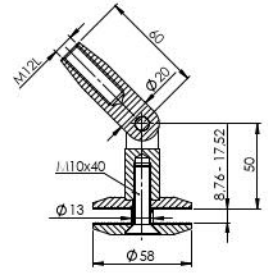
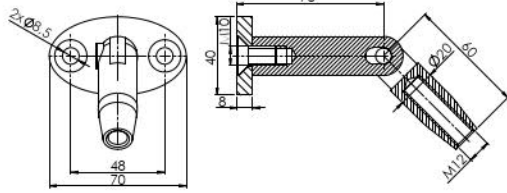
GS14/PR-R3-M12-set



GS14/PR-R3-M12

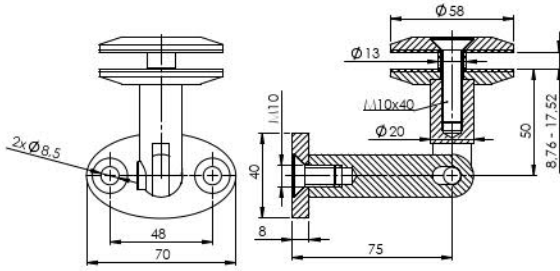


Quality	Finish	art.	A14/PR70x40-M12	A14/PR70x40-60	A14/PR-60-M12	A14/PR12-1000-M12
AISi316	satin	GS14/PR-R3-M12-set	2x	2x	2x	2x
		GS14/PR-R3-M12	1x	1x	1x	1x

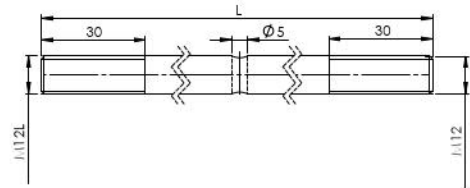


Quality	Finish	art.
AISI316	satin	A14/PR70x40-M12

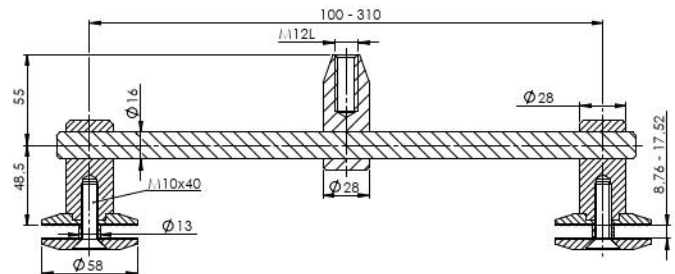
Quality	Finish	art.
AISI316	satin	A14/PR-60-M12



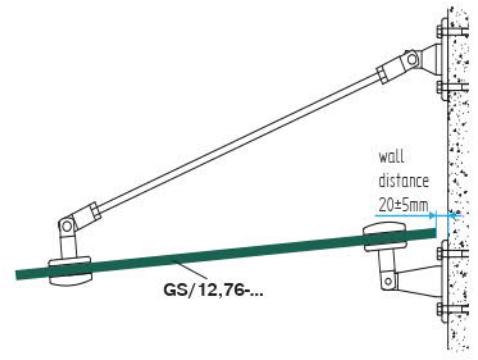
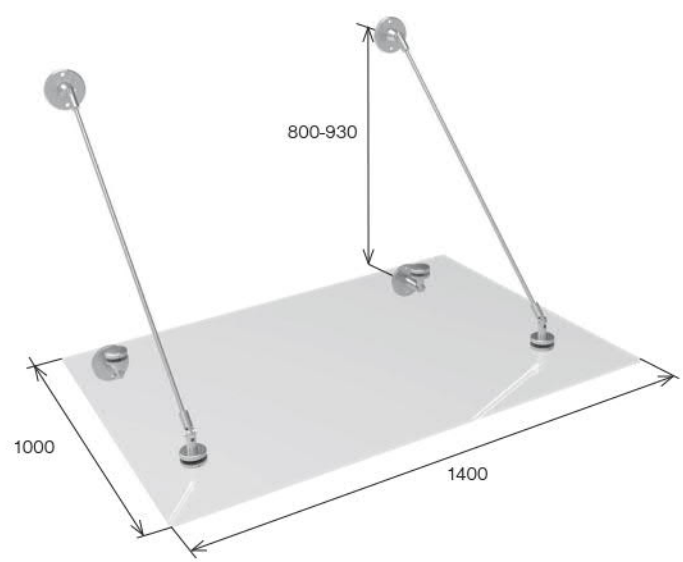
Quality	Finish	art.
AISI316	satin	A14/PR70x40-60



Quality	Finish	art.	L
AISI316	satin	A14/PR12-1000-M12	1000
		A14/PR12-1250-M12	1250
		A14/PR12-1500-M12	1500
		A14/PR12-2000-M12	2000



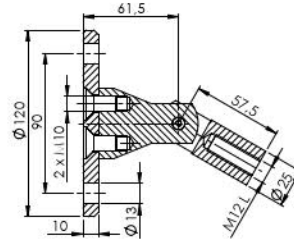
Quality	Finish	art.	A14/PR16-55x28-M10	A14/PR16-350	A14/PR16-71x28-M12
AISI316	satin	A14/PR-2x60-M12	2x	1x	1x



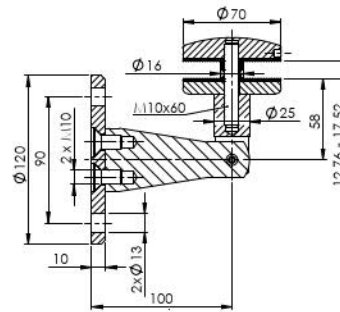
Quality	Finish	art.	A14/120-R	A14/120-70-R	A14/70-R	A14/PR12-1000-M12	GS/12,76-140x100-clear
AISI316	satın	GS14/PR-R-set/glass	2x	2x	2x	2x	1x



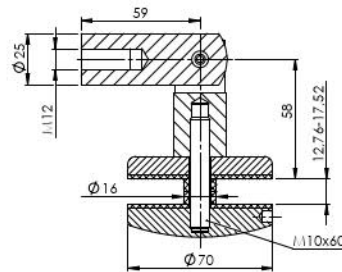
Quality	Finish	art.	A14/120-R	A14/120-70-R	A14/70-R	A14/PR12-1000-M12
AISI316	satın	GS14/PR-R-M12	1x	1x	1x	1x



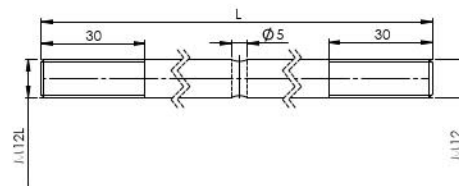
Quality	Finish	art.
AISI316	satın	A14/120-R



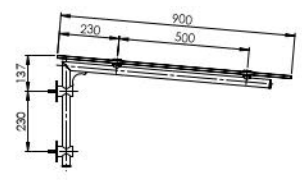
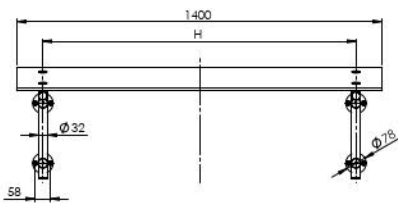
Quality	Finish	art.
AISI316	satın	A14/120-70-R



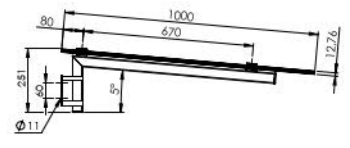


Quality	Finish	art.
AISI316	satın	A14/70-R



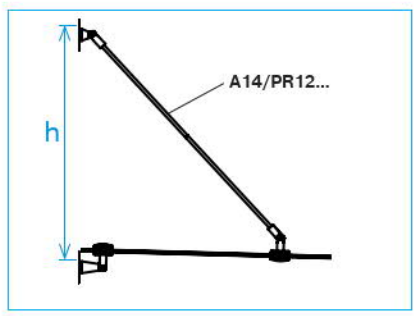
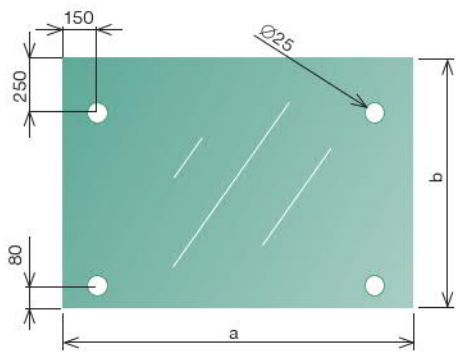
Quality	Finish	art.	L
AISI316	satın	A14/PR12-1000-M12	1000
		A14/PR12-1250-M12	1250
		A14/PR12-1500-M12	1500
		A14/PR12-2000-M12	2000



Quality	Finish	art.	glass t
AISI304	satın	GS/PR-825x405	10,76

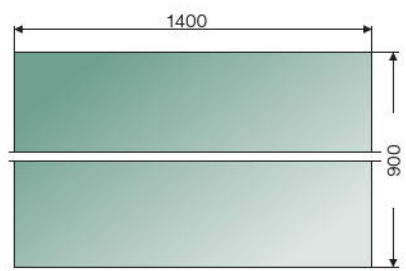
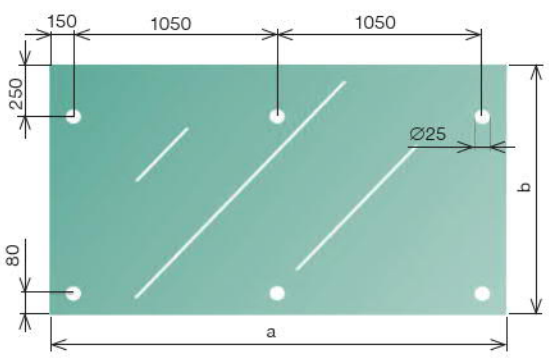


Quality	Finish	art.	glass t
AISI304	satın	GS/PR-800x220	12,76



Quality	Color	art.	a	b	h	
VSG/ESG		GS/12,76-140x100-clear	1400	1000	800-930	
		GS/12,76-140x100-milk				
		GS/12,76-180x120-clear	1800	1200	920-1080	
		GS/12,76-180x120-milk				

top



Quality	Color	art.	a	b	h	
VSG/ESG		GS/12,76-240x120-clear	2400	1200	920-1080	
		GS/12,76-240x120-milk				

Quality	Color	art.
TVG		GS/10,89-140x90-TVG

Lined writing area consisting of 35 horizontal lines.

2

SPIDERS

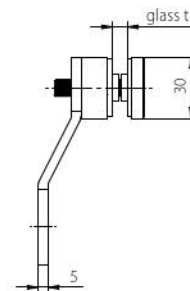
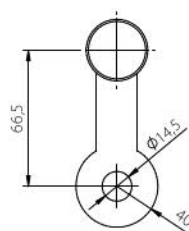




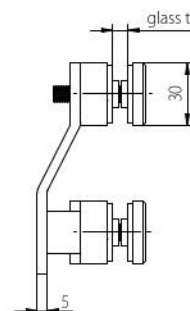
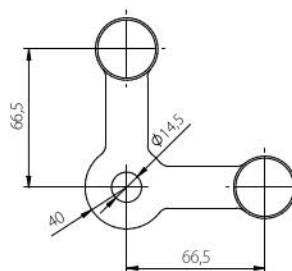
FIXED



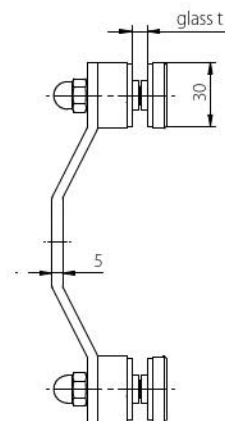
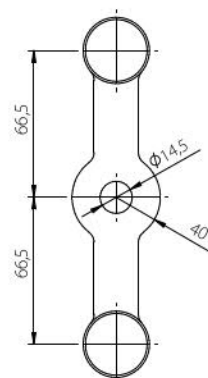
ADAPTIVE



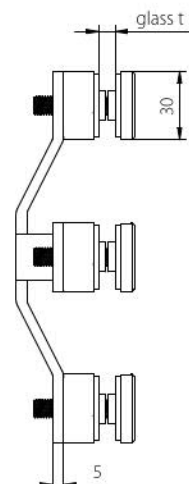
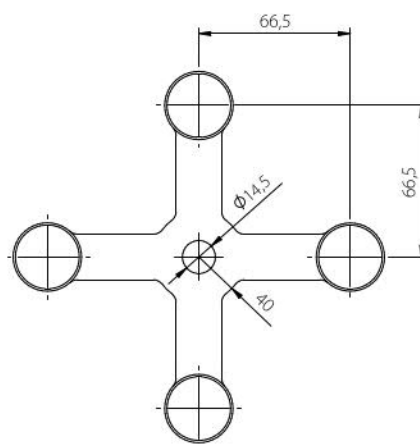
Quality	Finish	art.	glass t	glass hole
AISI304	satin	GS/ZP-101R-95	6-12,76	15



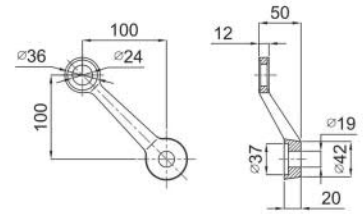
Quality	Finish	art.	glass t	glass hole
AISI304	satin	GS/ZP-102R-90-95	6-12,76	15



Quality	Finish	art.	glass t	glass hole
AISI304	satin	GS/ZP-102R-180-95	6-12,76	15



Quality	Finish	art.	glass t	glass hole
AISI304	satin	GS/ZP-104R-95	6-12,76	15



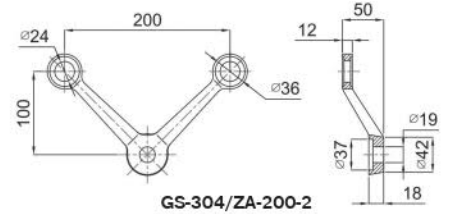
Quality	Finish	art.
AISI304	satin	GS-304/ZA-200-1



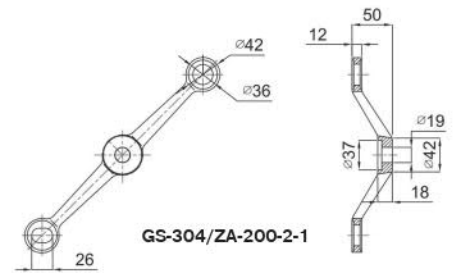
GS-304/ZA-200-2



GS-304/ZA-200-2-1

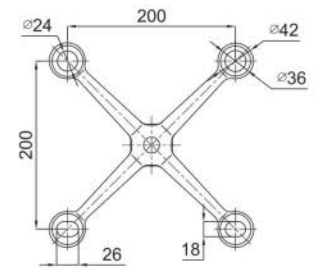
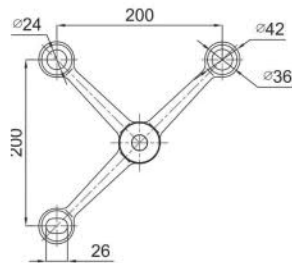


GS-304/ZA-200-2



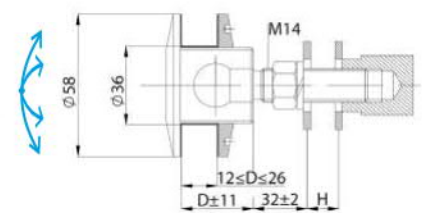
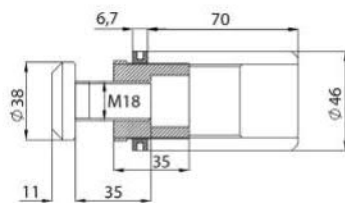
GS-304/ZA-200-2-1

Quality	Finish	art.
AISI304	satin	GS-304/ZA-200-2
		GS-304/ZA-200-2-1



Quality	Finish	art.
AISI304	satin	GS-304/ZA-200-3

Quality	Finish	art.
AISI304	satin	GS-304/ZA-200-4



Quality	Finish	art.
AISI304	satin	GS-304/ZA-PIN

Quality	Finish	art.	glass hole
AISI304	satin	GS-304/ZA-R55	40

3

SLIDING
DOORS





PROFILE SYSTEM

**AUTOMATIC
MANUAL**



BAR SYSTEM

SYSTEM AUTOMATIC



MOVE-TS



Remote control / Diaľkové ovládanie
3 operating moods: closed, open, automatic
3 prevádzkové režimy: zatvorené, otvorené, automatické



MOVE-HS



Motion sensor / Detekcia pohybu
In case of motion detection, automatic mode is activated
V prípade detekcie pohybu sa aktivuje automatický režim



MOVE-CS




Proximity sensor
The door is open by hand movement
Dvere sa otvoria pohybom ruky

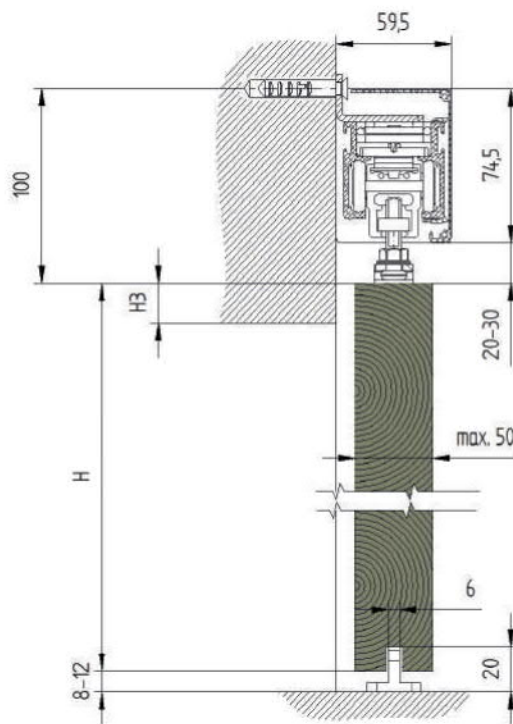
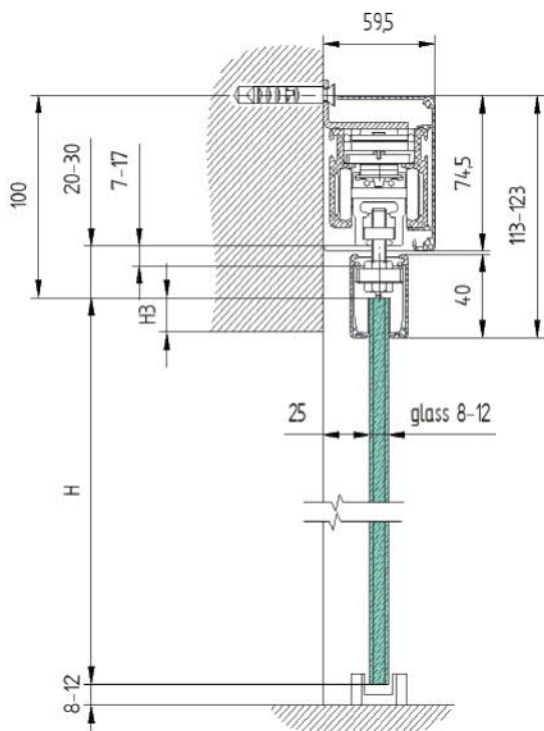


MOVE-BT



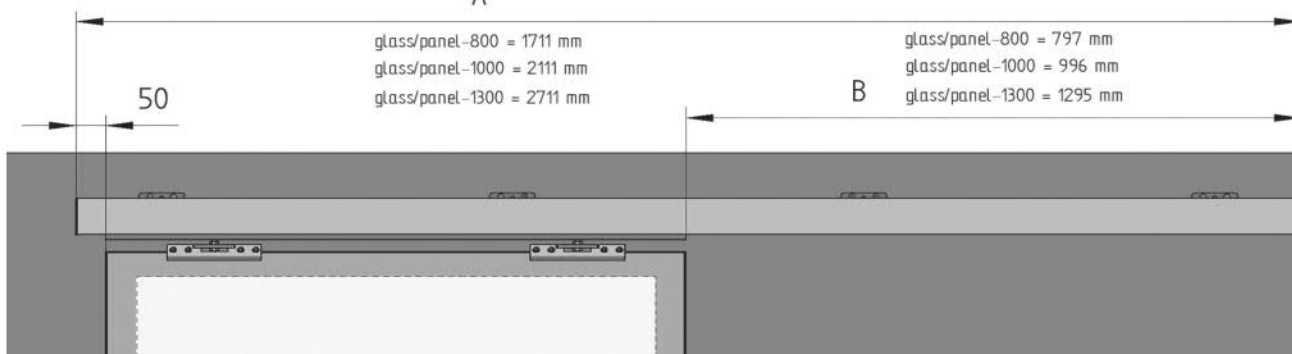
Open button / Tlačidlo otvoriť
The door is open by pressing the button
Dvere sa otvoria stlačením tlačidla

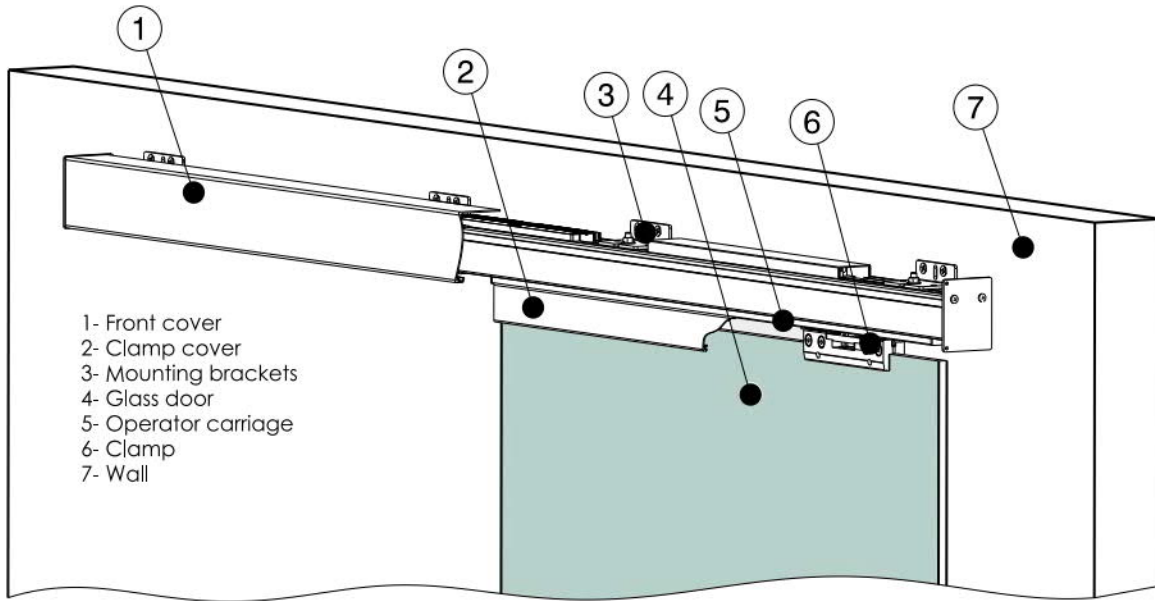
Quality	Finish	Effect	art.	glass/panel max. (kg)	Supply voltage	Voltage (V) / (A)	Power (W)	Opening / closing	Thrust force (N)		Glass panel
ALUMINIUM	natural	ELOX	GS-AL/ZP-65x70-N-E-MOVE-1	80	90-230 VAC 50-60 Hz	24 / 5	120	EN 16005	75	✓	800
			GS-AL/ZP-65x70-N-E-MOVE-2							✓	1000
			GS-AL/ZP-65x70-N-E-MOVE-3							✓	1300



A

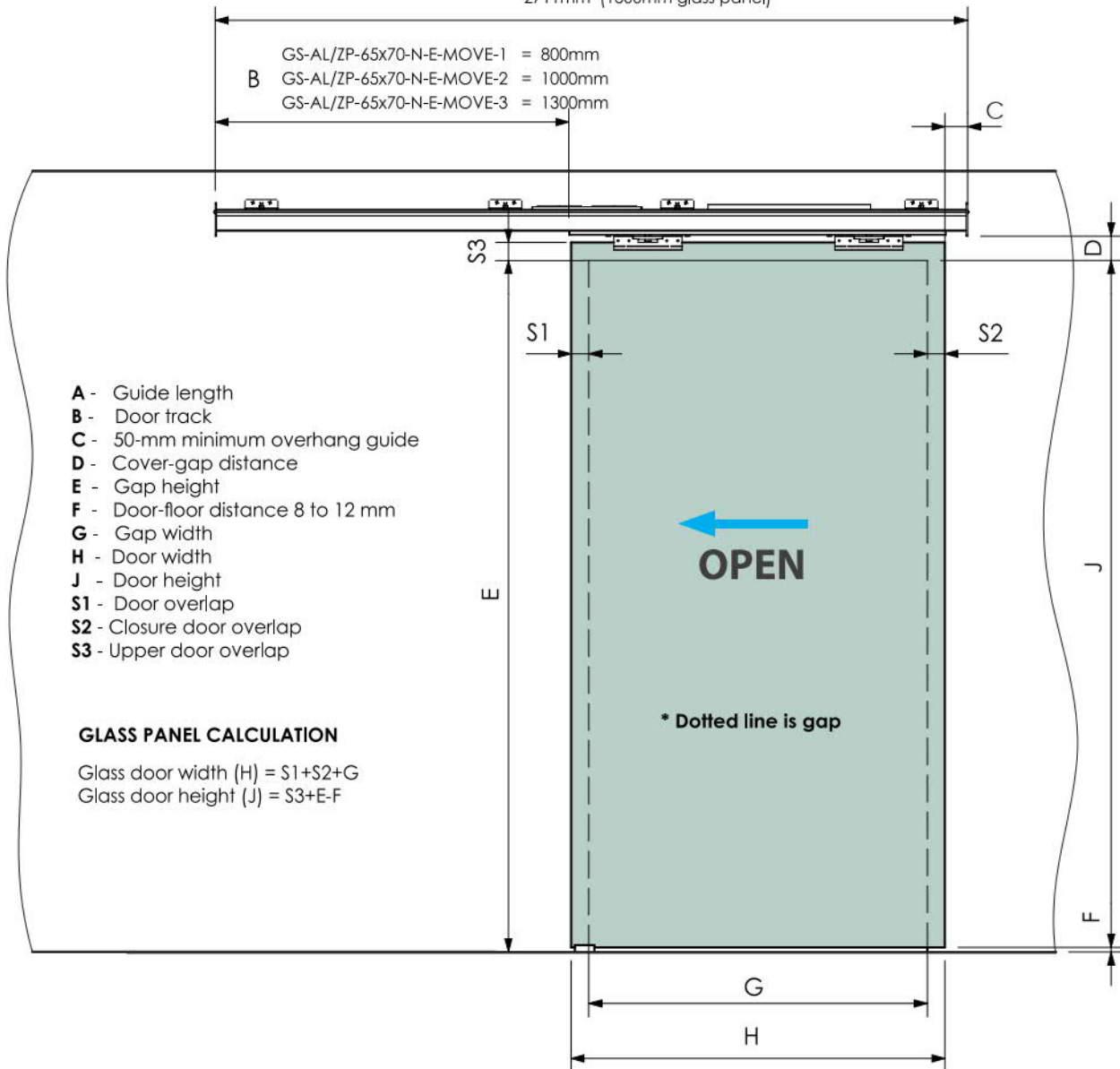
B





A 1711mm (800mm glass panel)
 2111mm (1000mm glass panel)
 2711mm (1300mm glass panel)

B GS-AL/ZP-65x70-N-E-MOVE-1 = 800mm
 GS-AL/ZP-65x70-N-E-MOVE-2 = 1000mm
 GS-AL/ZP-65x70-N-E-MOVE-3 = 1300mm

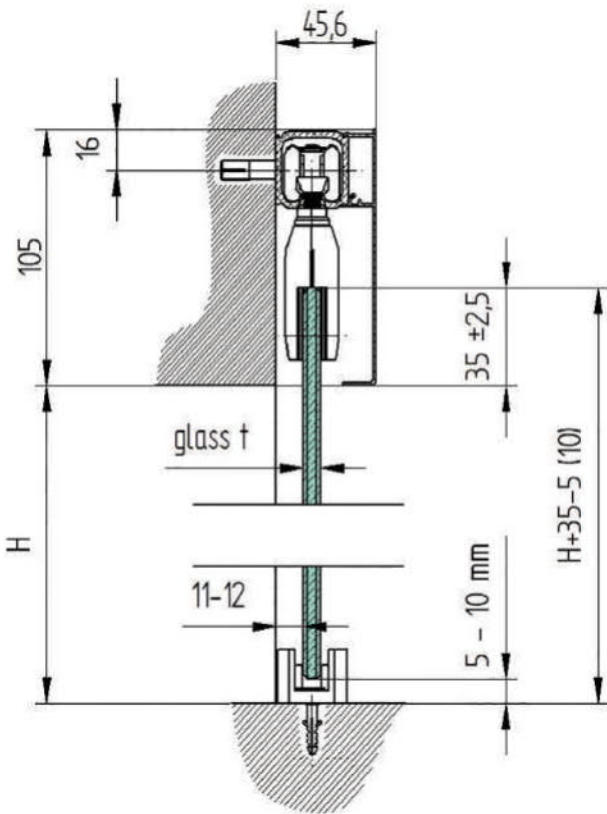




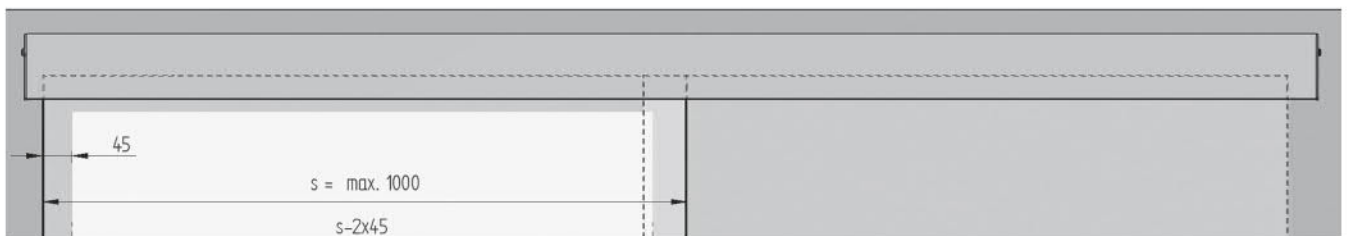
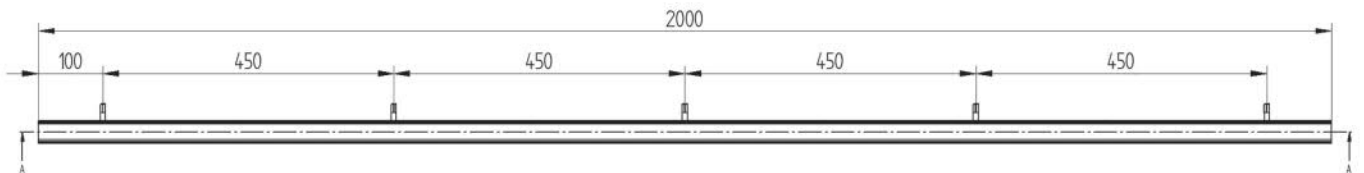
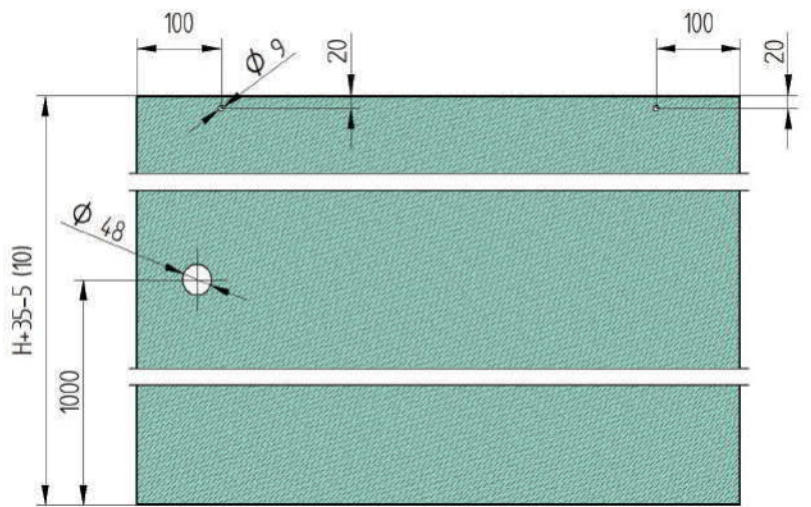
Components



Quality	Finish	Effect	art.	glass t	glass max. (kg)	Soft Stop
ALUMINIUM	natural	ELOX	GS-AL/P8102/N/E-set	8-10	90	-

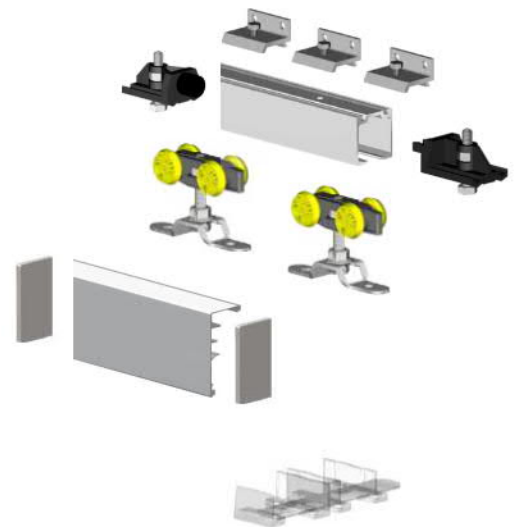


Glass preparation

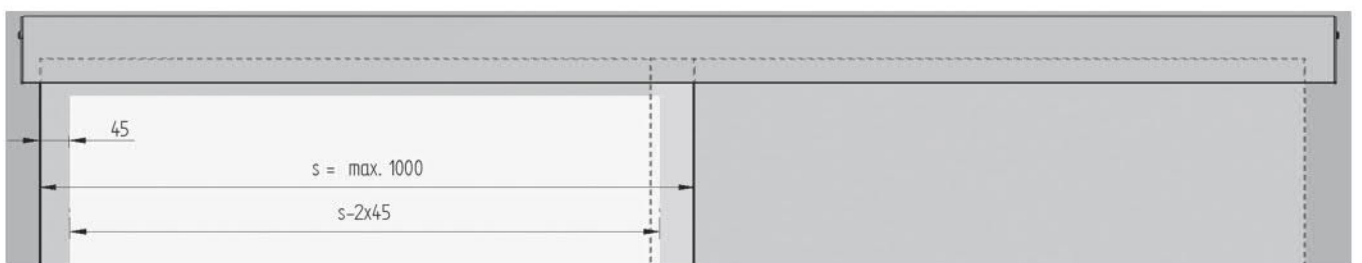
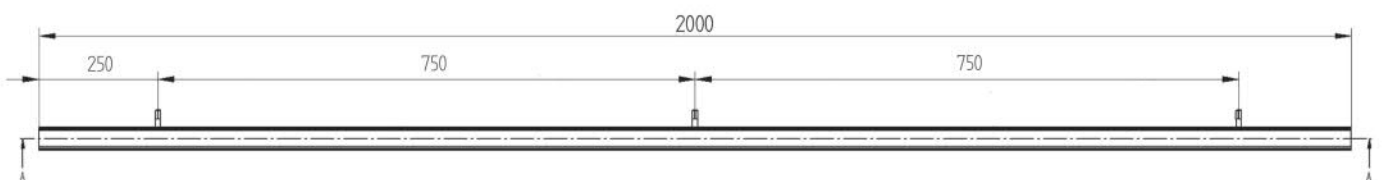
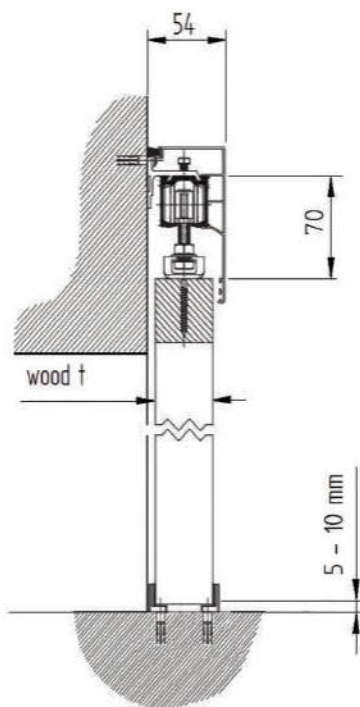




Components



Quality	Finish	Effect	art.	wood t	wood max. (kg)	Soft Stop WS/P8000
ALUMINIUM	natural	ELOX	WS/P8101-SET	16-45	60	optional

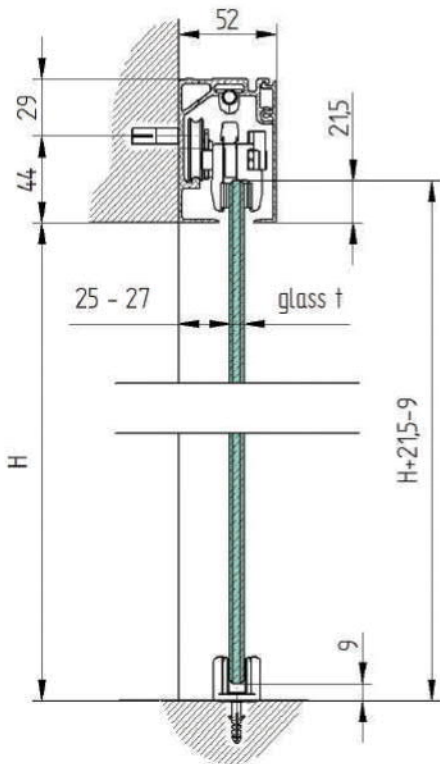




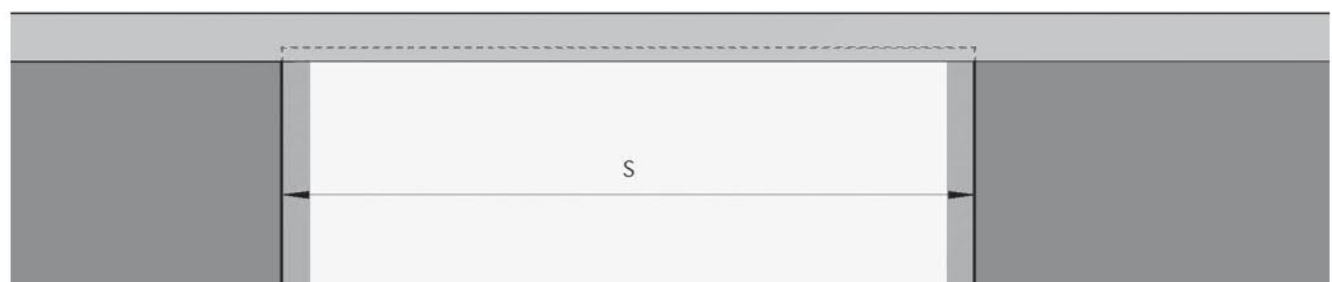
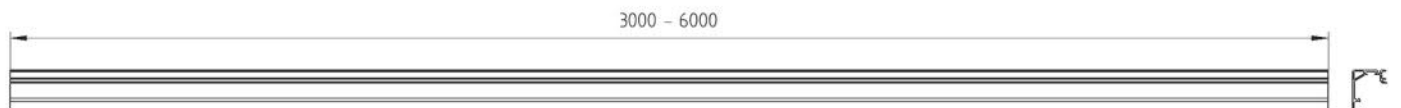
Components




Quality	Finish	Effect	art.	glass t	glass max. (kg)	Soft Stop
ALUMINIUM	natural	ELOX	GS-AL/P8105/N/E-set	8-12	80	✓

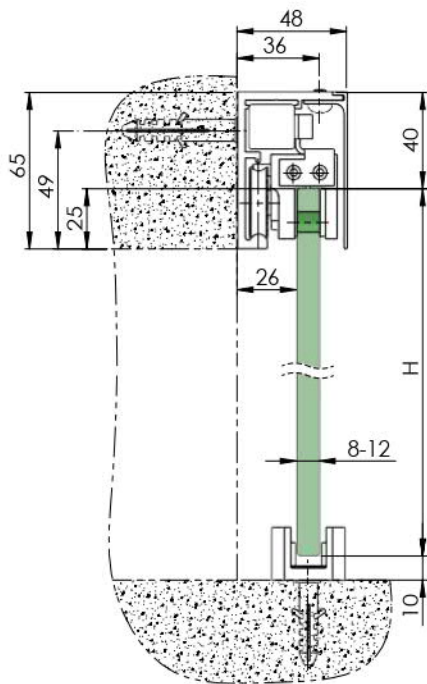


Accessories			
art.	GS-AL/P8105	GS-AL/LN8105/N/E	GS-AL/LK8105/N/E
Quantity	1x	1x	1x





Quality	Finish	Effect	art.	glass t	glass max. (kg)	Soft Stop	■ (kg)	● (kg)
ALUMINIUM	natural	ELOX	GS-AL/P8107/N/E-3M	8-12	80	✓	0-60	60-80



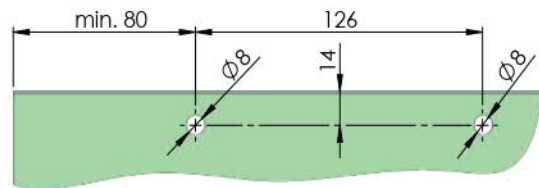
3000

Accessories




Quantity	1x	1x	2x	2x	2x
----------	----	----	----	----	----

Glass preparation

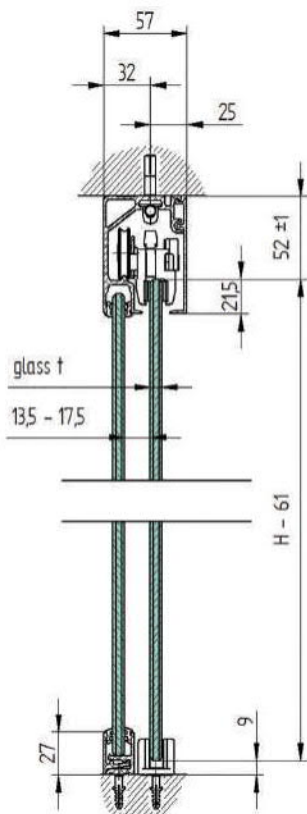




Components



Quality	Finish	Effect	art.	glass t	glass max. (kg)	Soft Stop
ALUMINIUM	natural	ELOX	GS-AL/P8106/N/E-set	8-12	80	✓




Accessories

art.	GS-AL/P8106	GS-AL/LN8106/N/E	GS-AL/LZ8106/N/E	GS-AL/ZP-21x27 /N/E-DIEL	GS-AL/LK8106/N/E
Quantity	1x	1x	1x	1x	1x

+


Profile	glass t			L	Quantity/ pcs
	8	10	12		
	GS-PVC/ZP-2127-8/N/T	GS-PVC/ZP-2127-10/N/T	GS-PVC/ZP-2127-12/N/T	3000	4

3000 - 6000





Components

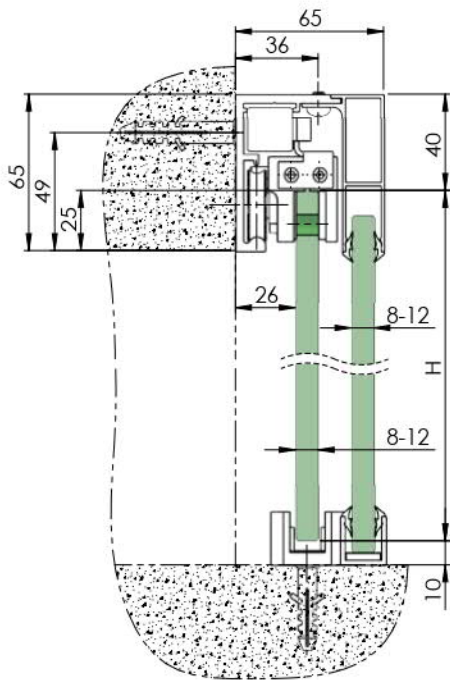


Quality	Finish	Effect	art.	glass t	glass max. (kg)	Soft Stop	(kg)	(kg)
ALUMINIUM	natural	ELOX	GS-AL/P8108/N/E-3M	8-12	80	✓	0-60	60-80

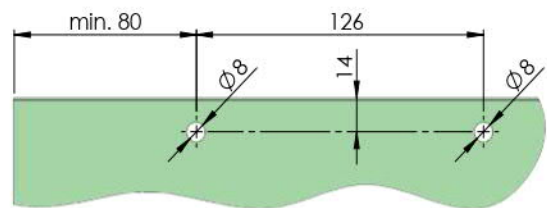
Accessories



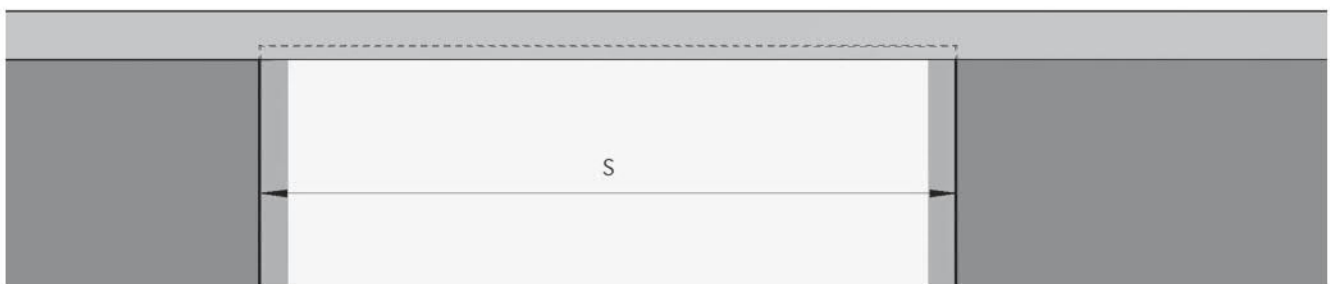
Quantity	1x	1x	2x	2x	2x	1x	2x3m
----------	----	----	----	----	----	----	------



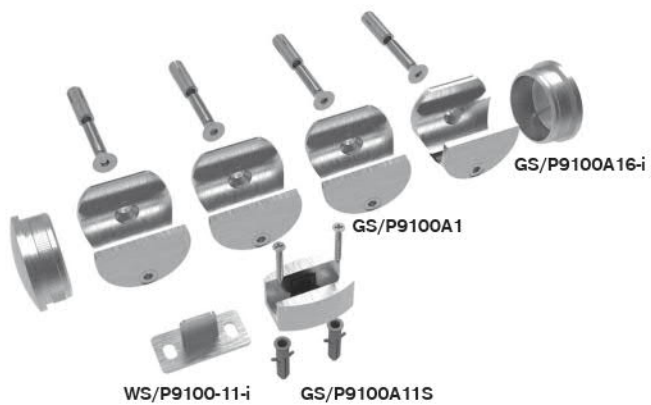
Glass preparation



3000

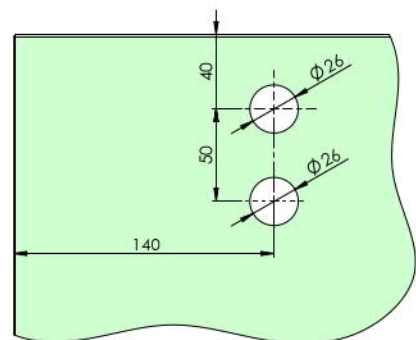
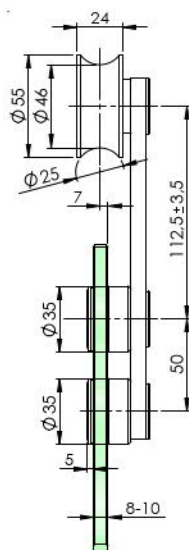




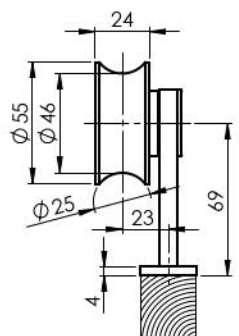
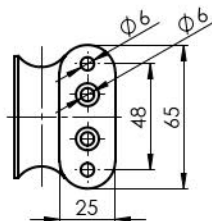


Quality	Finish	art.	compatibility
AISI304	satin	GS/P8100-set	A/25x2-2000
		GS/P9100-set	GS/P8000

Quality	Finish	art.	L	D	Soft Stop	compatibility
AISI304	satin	GS/P8000	2000	25	✓	GS/P9100A1A
		A/25x2-2000			-	WS/P9100-1-i



Quality	Finish	art.	glass t	glass max. (kg)
AISI304	satin	GS/P9100A1A	8-12	60



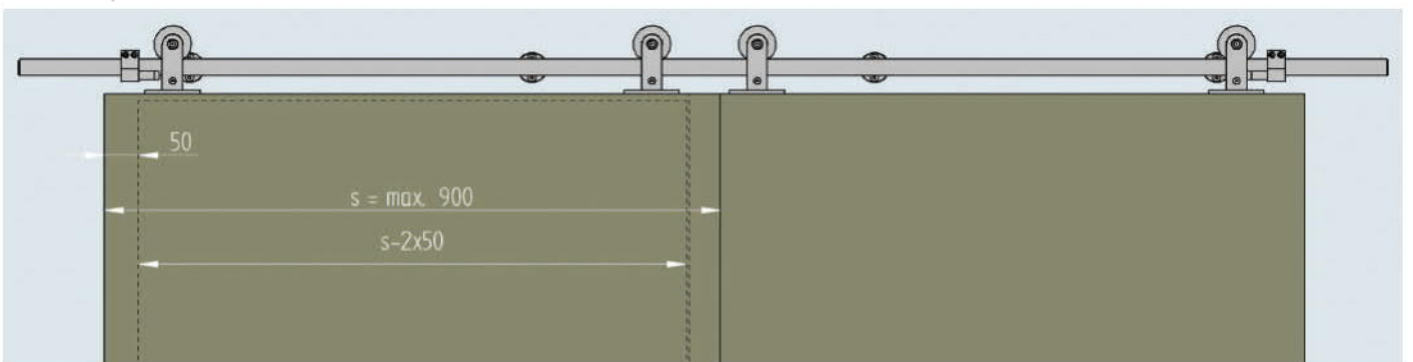

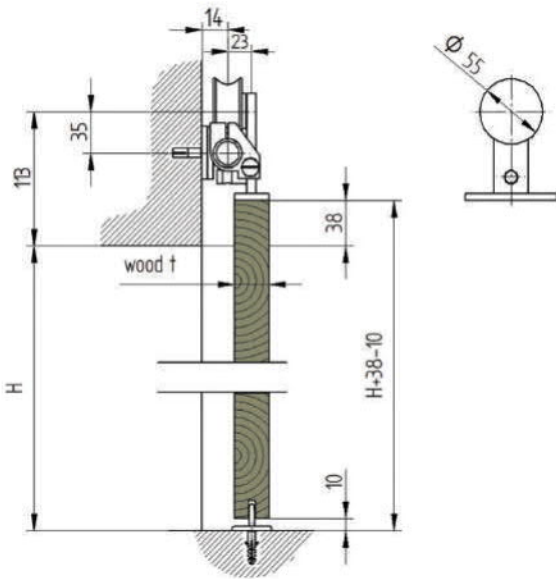
Quality	Finish	art.	wood max. (kg)
AISI304	satin	WS/P9100-1-i	60




Components



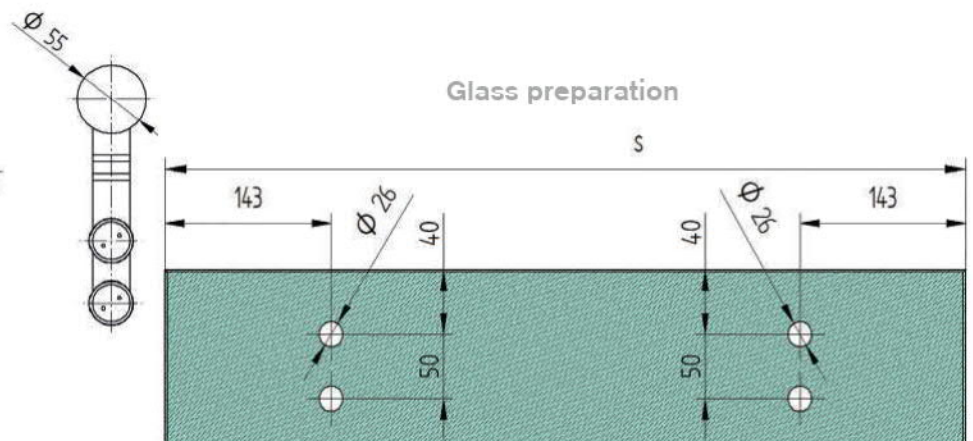
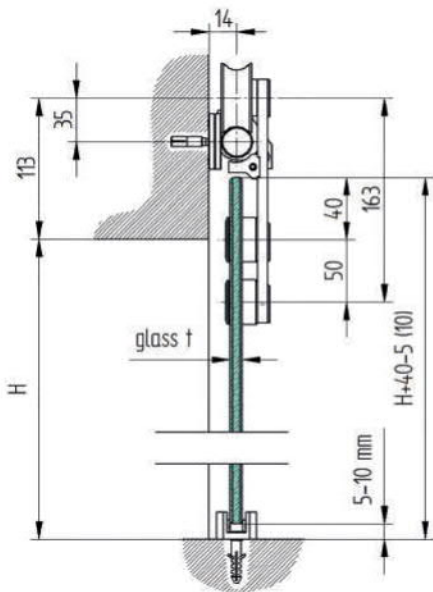
Quality	Finish	art.	wood t	glass max. (kg)	Soft Stop
AISI304	satın	WS/P9101/S-set	30-40	90	-



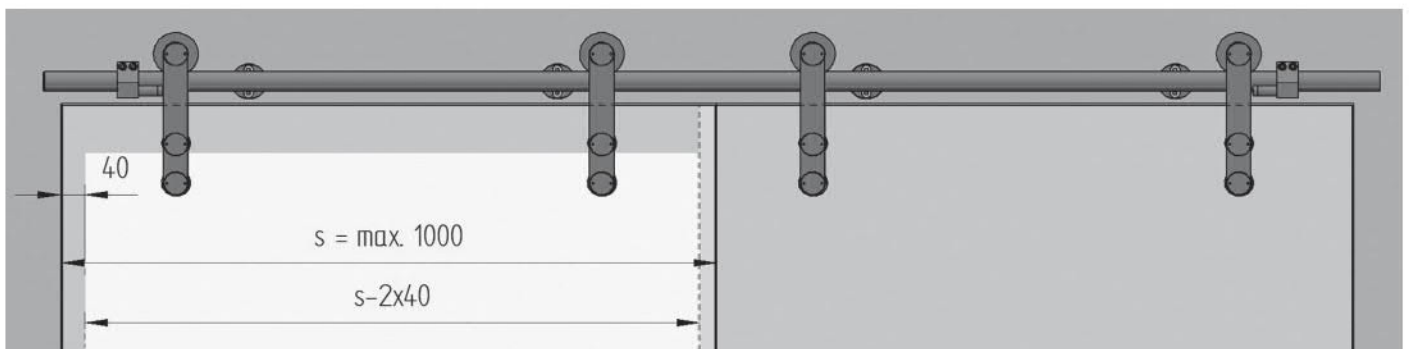

Components



Quality	Finish	art.	glass t	glass max. (kg)	Soft Stop
AISI304	satın	GS-304/P9102/S-set	8-12	120	-



Glass preparation



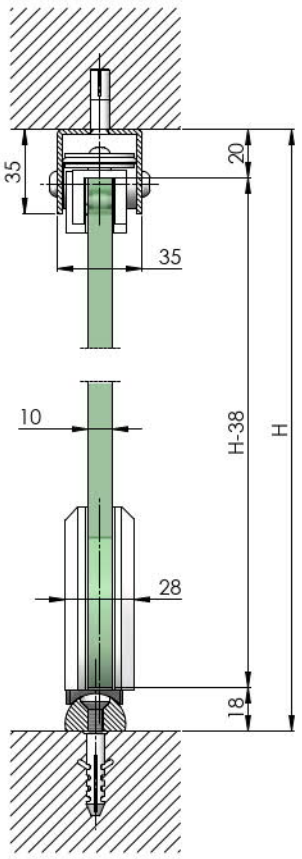
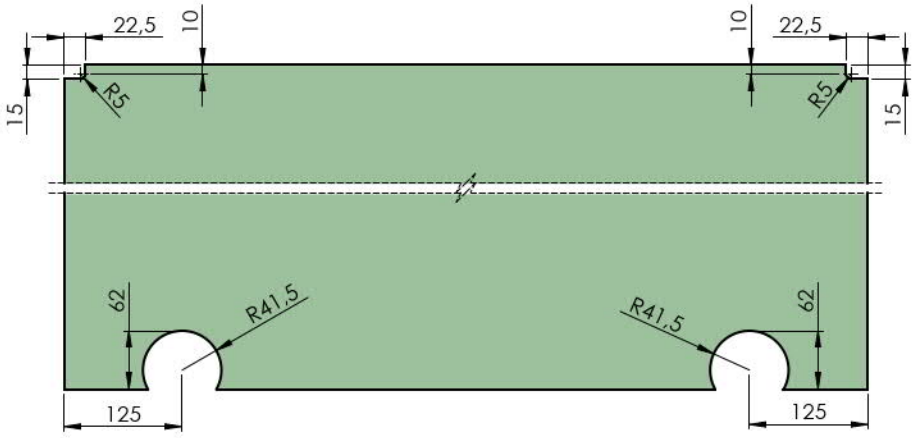


Components



Quality	Finish	art.	glass t	glass max. (kg)	STOP
AISI304	satın	GS-304/P9201/S-set	10	80	

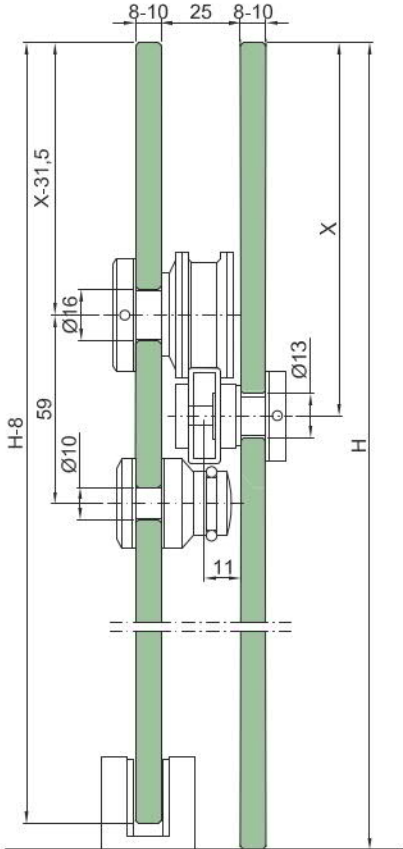
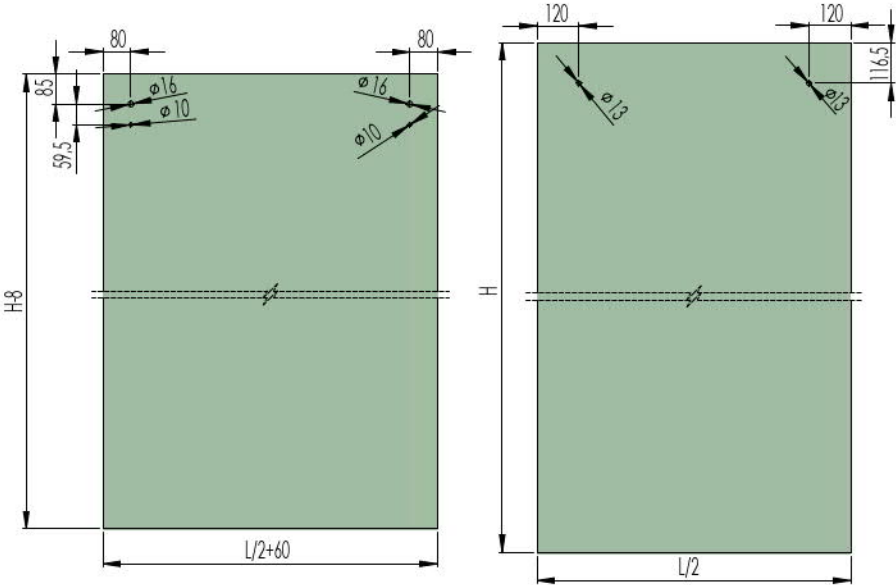
Glass preparation



Components



Quality	Finish	art.	glass t.	glass max. (kg)	STOP	
AISI304	polish	GS-304/P9802/P/Cr	8-10	65		



4

SHOWER CABINS






FIXED CLAMPS



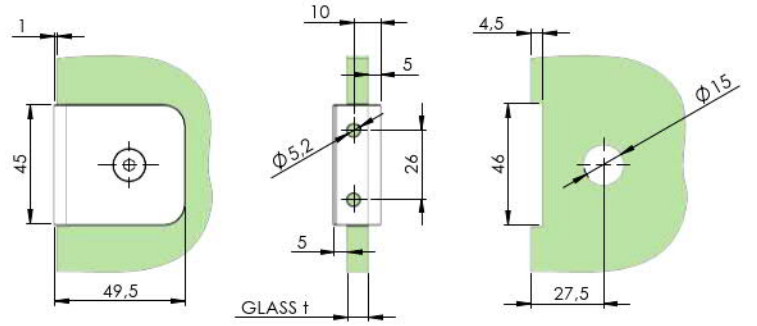
**STABILIZING BARS,
CONNECTORS**



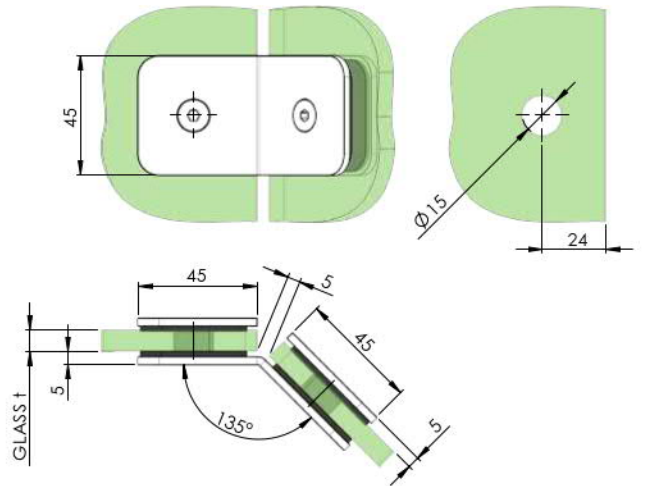
KNOBS, HANDLES



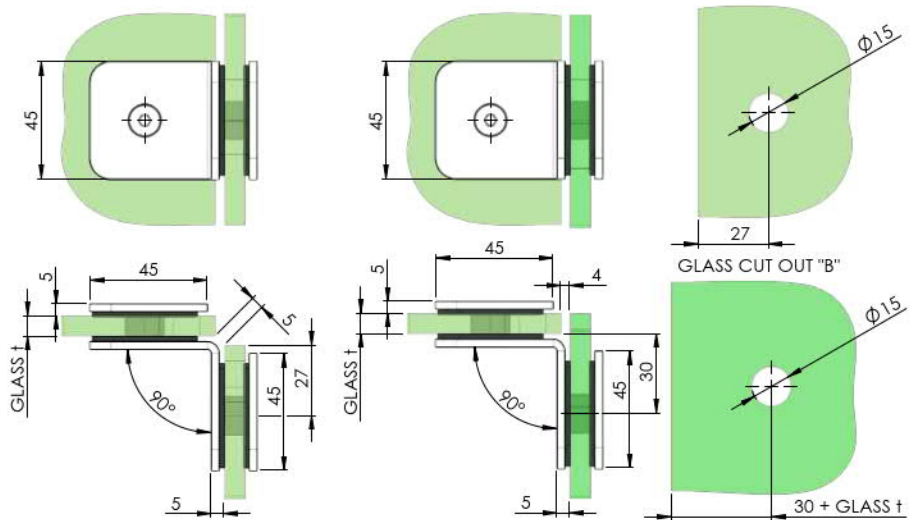

**SEALS,
THRESHOLD PROFILES**



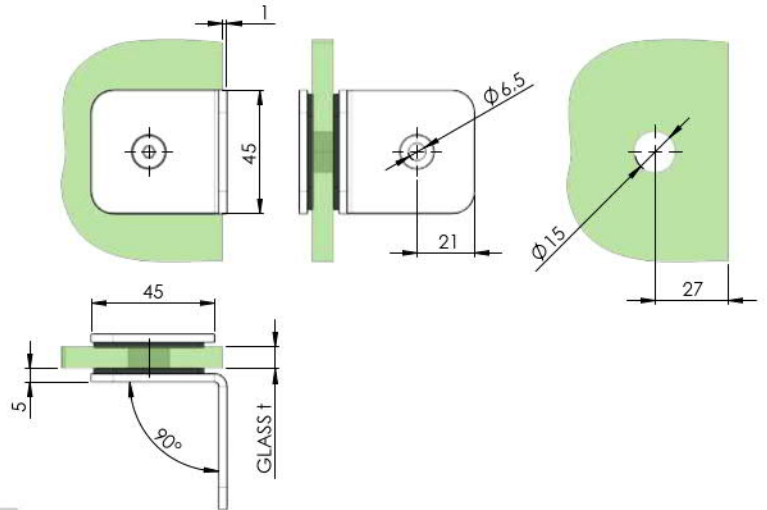
Quality	Finish	art.	glass t	b x h	mounting
AISI304	satın	GS-304/ZP-901/S	8-10	45x45	wall/ glass



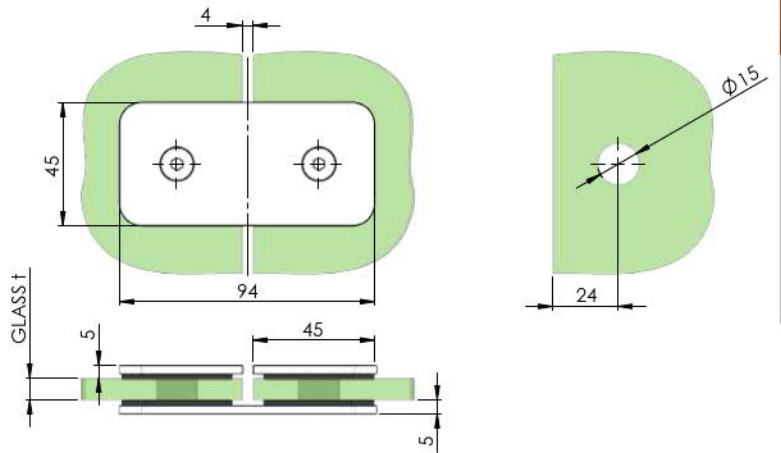
Quality	Finish	art.	glass t	b x h	mounting
AISI304	satın	GS-304/ZP-904/S	8-10	45x45	glass/ glass



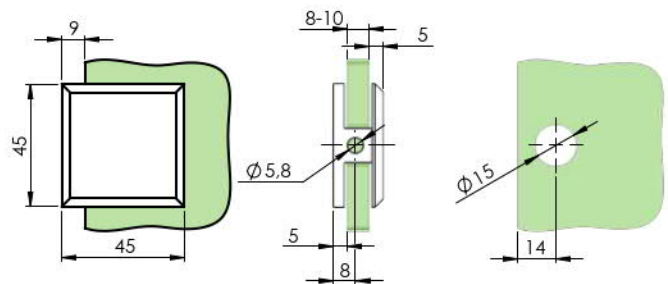
Quality	Finish	art.	glass t	b x h	mounting
AISI304	satın	GS-304/ZP-906/S	8-10	45x45	glass/ glass



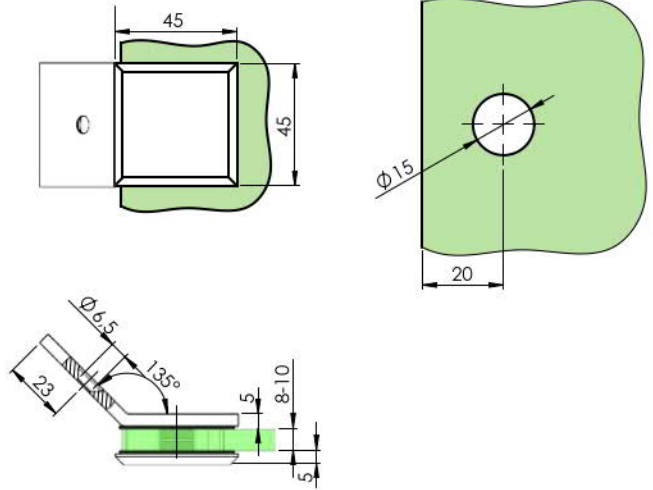
Quality	Finish	art.	glass t	b x h	mounting
AISI304	satın	GS-304/ZP-907/S	8-10	45x45	wall/ glass



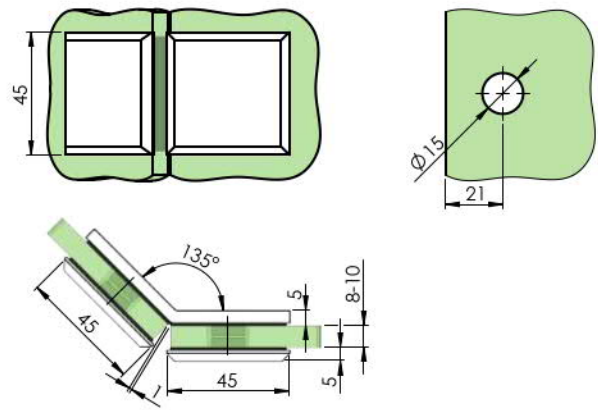
Quality	Finish	art.	glass t	b x h	mounting
AISI304	satın	GS-304/ZP-917/S	8-10	45x45	glass/ glass



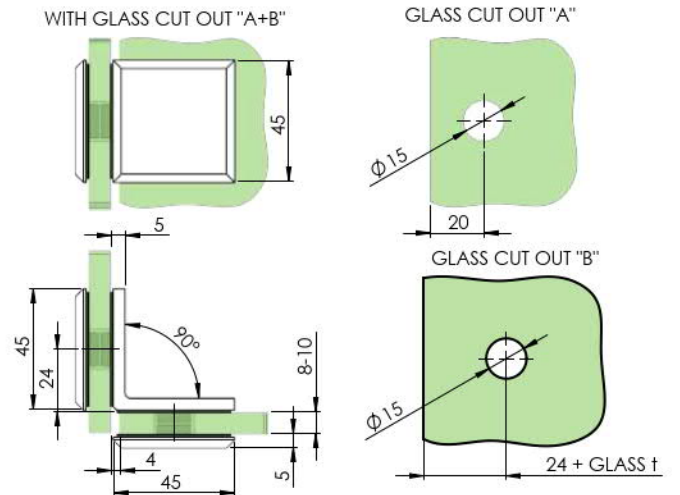

Quality	Finish	art.	glass t	b x h	mounting
ZAMAK	satın	GS-ZN/ZP-901/S	8-10	45x45	wall/ glass
	polish	GS-ZN/ZP-901/P/Cr			



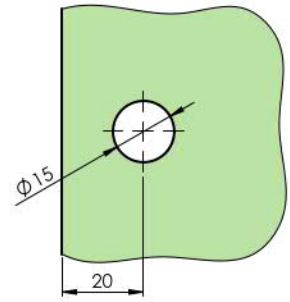
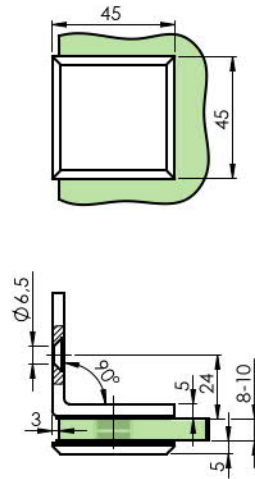
Quality	Finish	art.	glass t	b x h	mounting
ZAMAK	satin	GS-ZN/ZP-903/S	8-10	45x45	wall/ glass
	polish	GS-ZN/ZP-903/P/Cr			



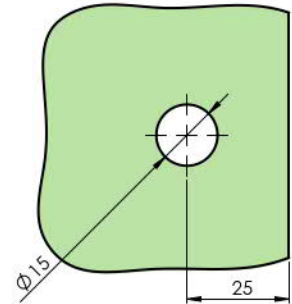
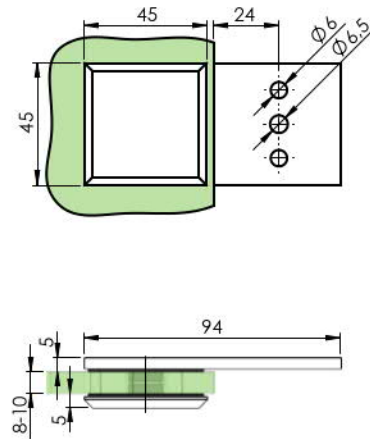
Quality	Finish	art.	glass t	b x h	mounting
ZAMAK	satin	GS-ZN/ZP-904/S	8-10	45x45	glass/ glass
	polish	GS-ZN/ZP-904/P/Cr			



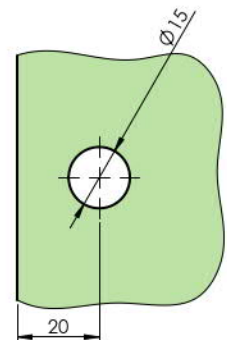
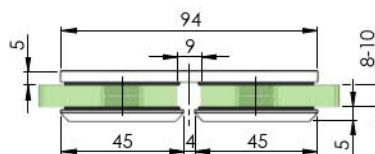

Quality	Finish	art.	glass t	b x h	mounting
ZAMAK	satin	GS-ZN/ZP-906/S	8-10	45x45	glass/ glass
	polish	GS-ZN/ZP-906/P/Cr			



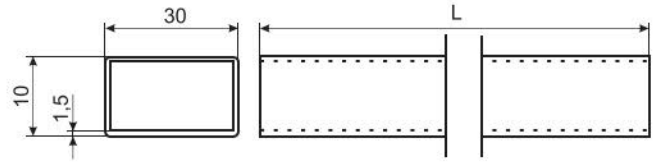
Quality	Finish	art.	glass t	b x h	mounting
ZAMAK	satin	GS-ZN/ZP-907/S	8-10	45x45	wall/ glass
	polish	GS-ZN/ZP-907/P/Cr			



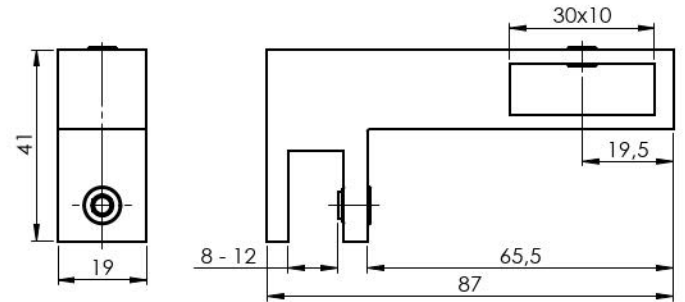
Quality	Finish	art.	glass t	b x h	mounting
ZAMAK	satin	GS-ZN/ZP-909/S	8-10	45x45	wall/ glass
	polish	GS-ZN/ZP-909/P/Cr			



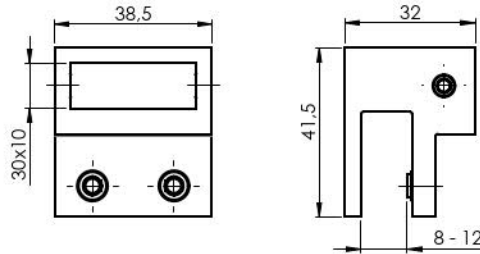
Quality	Finish	art.	glass t	b x h	mounting
ZAMAK	satin	GS-ZN/ZP-917/S	8-10	45x45	glass/ glass
	polish	GS-ZN/ZP-917/P/Cr			



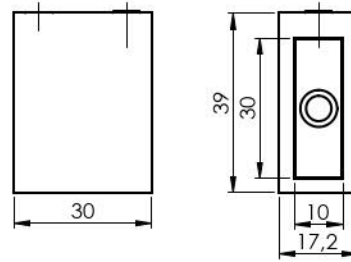
Quality	Finish	art.	L
AISI304	polish	A/30x10x1,5-2000-L	2000



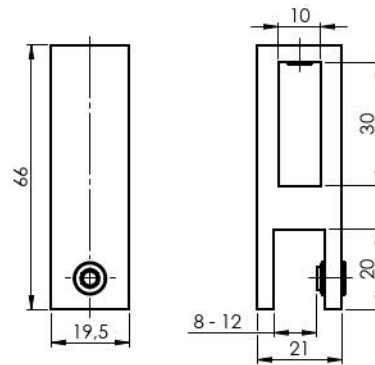
Quality	Finish	art.
AISI304	polish	GS-304/ZP-221/P/Cr



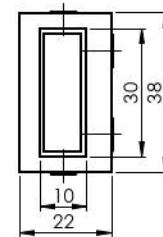
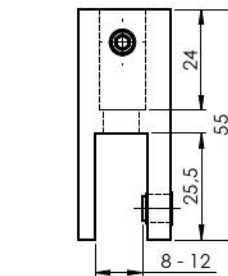
Quality	Finish	art.
AISI304	polish	GS-304/ZP-220/P/Cr



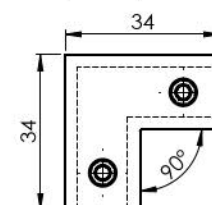
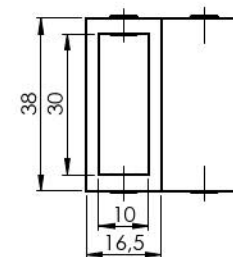
Quality	Finish	art.
AISI304	polish	GS-304/ZP-222/P/Cr



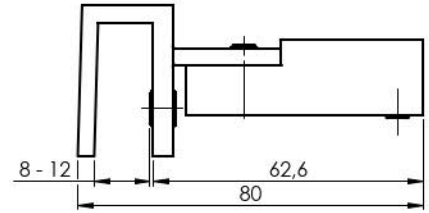
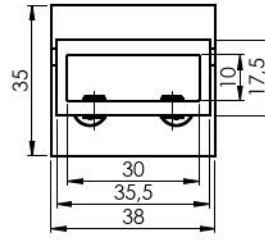
Quality	Finish	art.
AISI304	polish	GS-304/ZP-223/P/Cr



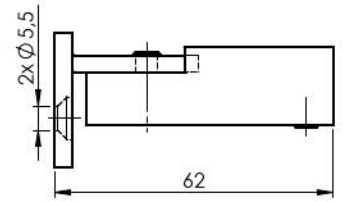
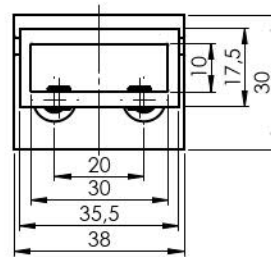
Quality	Finish	art.
AISI304	polish	GS-304/ZP-224/P/Cr



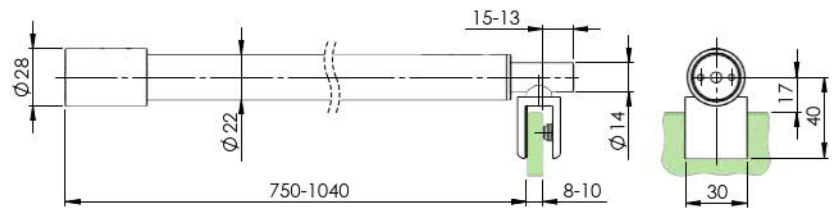
Quality	Finish	art.
AISI304	polish	GS-304/ZP-225/P/Cr



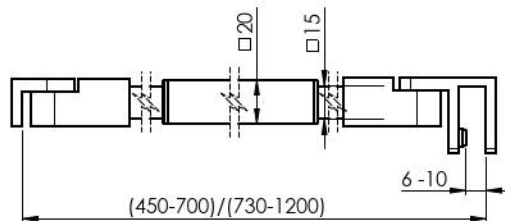
Quality	Finish	art.
AISI304	polish	GS-304/ZP-226/P/Cr



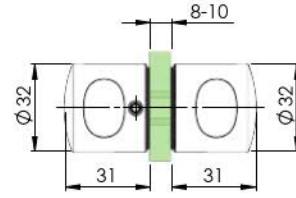
Quality	Finish	art.
AISI304	polish	GS-304/ZP-227/P/Cr



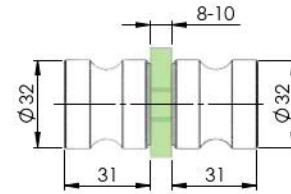
Quality	Finish	art.	glass t	mounting	L
AISI304	satın	GS-304/ZP-925/S	8-10	wall/ glass	750-1050
	polish	GS-304/ZP-925/P/Cr			



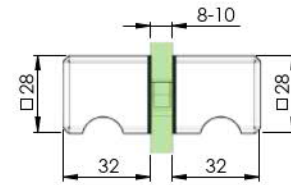
Quality	Finish	art.	glass t	mounting	L
AISI304	satın	GS-304/ZP-926/S	6-10	wall/ glass	450-1200
	polish	GS-304/ZP-926/P/Cr			



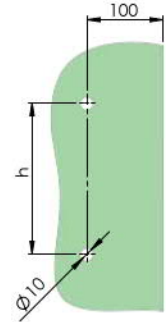
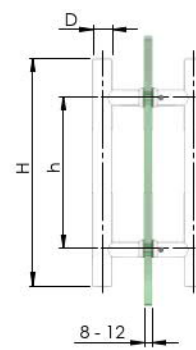
Quality	Finish	art.
AISI304	satin	GS-304/M-924/S
	polish	GS-304/M-924/P/Cr



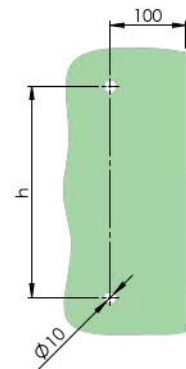
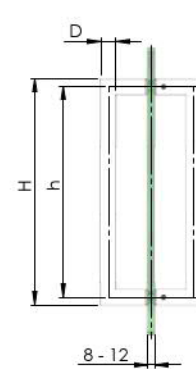
Quality	Finish	art.
AISI304	satin	GS-304/M-926/S



Quality	Finish	art.
AISI304	polish	GS-304/M-929/P/Cr



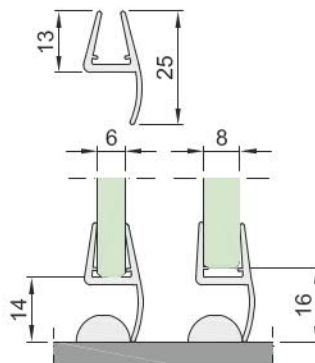
Quality	Finish	art.	D	H	h
AISI304	polish	GS-304/M1-25-300/P/Cr	25	300	200



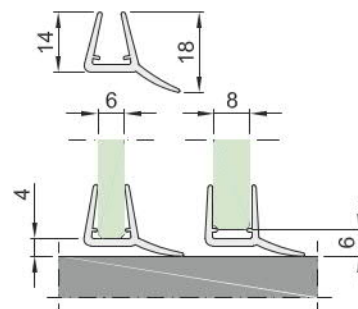
Quality	Finish	art.	D	H	h
AISI304	polish	GS-304/M3-20-300/P/Cr	20	320	300




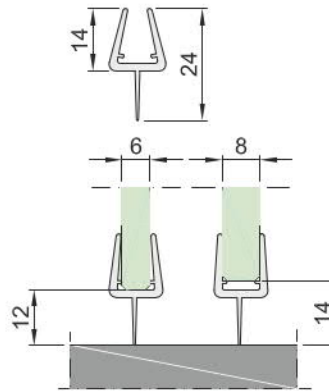
Quality	Finish	art.	glass t	L
PVC	transparent	GS-PVC/D-T1-8/N/T	6-8	2500



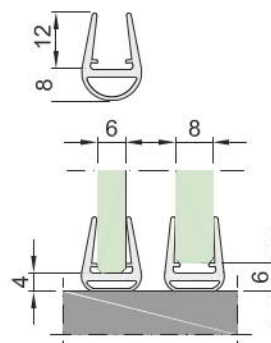
Quality	Finish	art.	glass t	L
PVC	transparent	GS-PVC/D-T3-8	6-8	2500



Quality	Finish	art.	glass t	L
PVC	transparent	GS-PVC/D-T6-8/N/T	6-8	2500

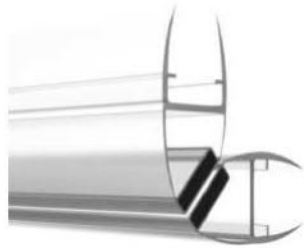
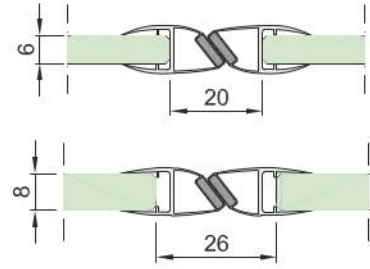


Quality	Finish	art.	glass t	L
PVC	transparent	GS-PVC/D-T10-8	6-8	2500

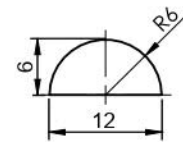
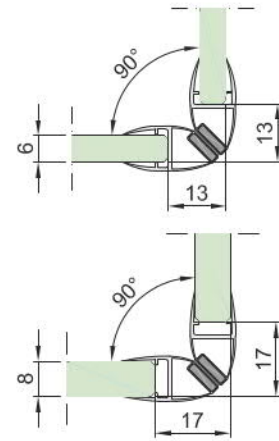




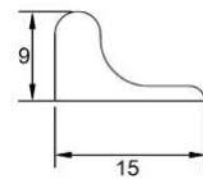
Quality	Finish	art.	glass t	L
PVC	transparent	GS-PVC/D-T101-8	6-8	2500



Quality	Finish	art.	glass t	L
PVC	transparent	GS-PVC/D-T103-8/N/T	6-8	2500



Quality	Finish	art.	L
PVC	transparent	GS-PVC/P	2000



Quality	Finish	Effect	art.	L
ALUMINIUM	natural	ELOX	GS-AL/P	2000

5

**SWING
DOORS**





SPRING HINGES

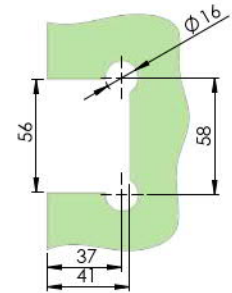
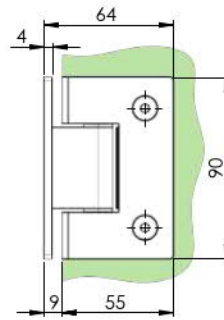
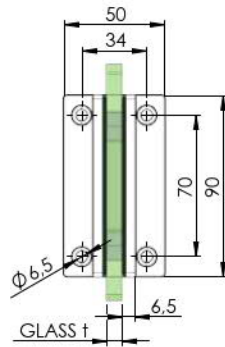


HYDRAULIC HINGES

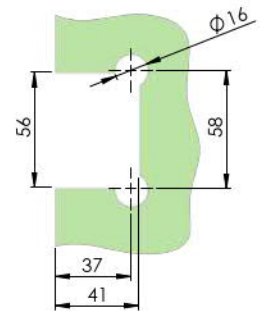
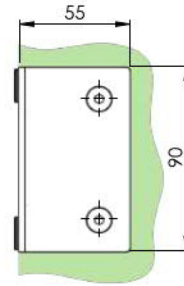
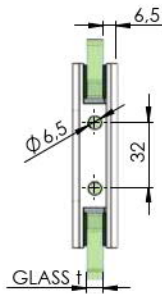


LIFT HINGES

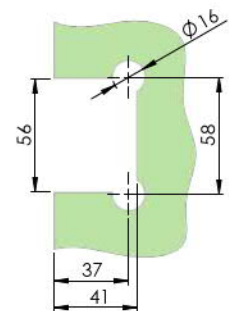
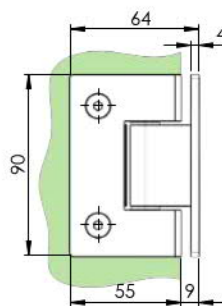
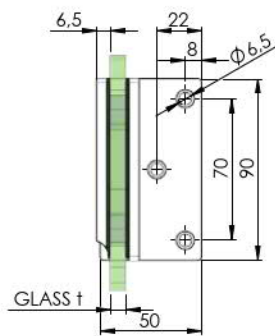
MODEL SPRING



Quality	Finish	art.	glass t	Gmax (kg)/2pcs	STOP	door width
AISI304	satin	GS-304/D-B-990-1/S-B	6-10	45	±90°, 0°	950 ±15°
	polish	GS-304/D-B-990-1/P/Cr-B				

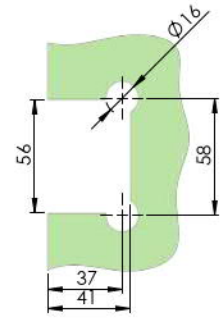
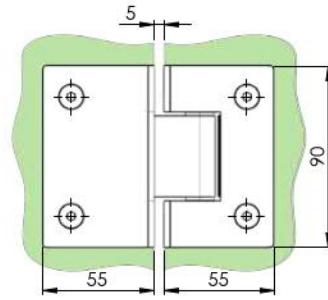




Quality	Finish	art.	glass t	Gmax (kg)/2pcs	STOP	door width
AISI304	satin	GS-304/D-B-990-5/S-B	6-10	45	±90°, 0°	950 ±15°
	polish	GS-304/D-B-990-5/P/Cr-B				

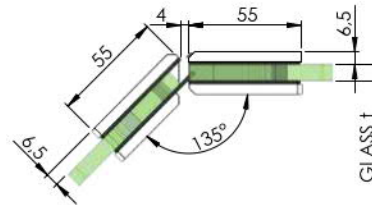
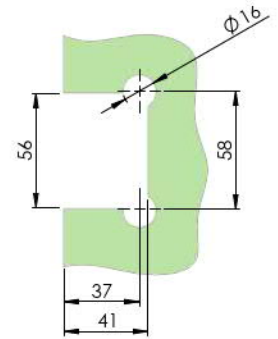
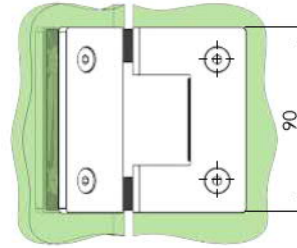



Quality	Finish	art.	glass t	Gmax (kg)/2pcs	STOP	door width
AISI304	satin	GS-304/D-B-990-6/S-B	6-10	45	±90°, 0°	950 ±15°
	polish	GS-304/D-B-990-6/P/Cr-B				

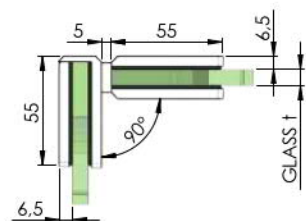
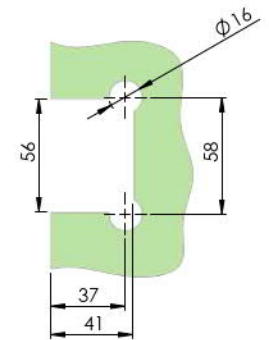
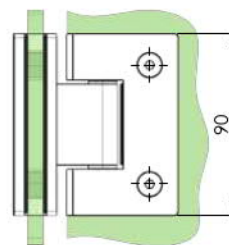
MODEL SPRING




Quality	Finish	art.	glass t	Gmax (kg)/2pcs	STOP	door width	
AISI304	satin	GS-304/D-B-990-2/S-B	6-10	45	±90°, 0°	950	±15°
	polish	GS-304/D-B-990-2/P/Cr-B					

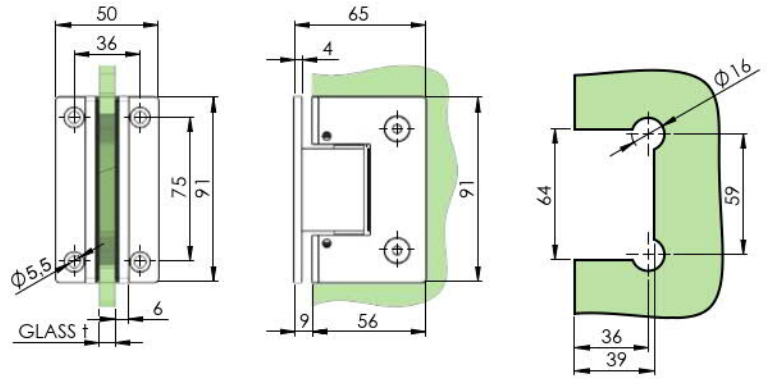


Quality	Finish	art.	glass t	Gmax (kg)/2pcs	STOP	door width	
AISI304	satin	GS-304/D-B-990-3/S-B	6-10	45	±90°, 0°	950	±15°
	polish	GS-304/D-B-990-3/P/Cr-B					

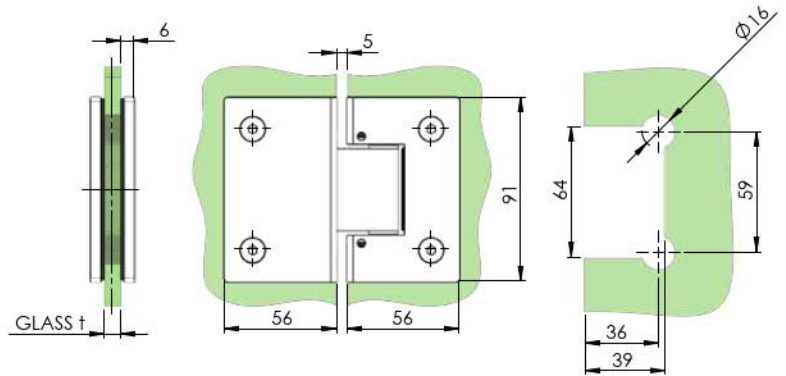


Quality	Finish	art.	glass t	Gmax (kg)/2pcs	STOP	door width	
AISI304	satin	GS-304/D-B-990-4/S-B	6-10	45	±90°, 0°	950	±15°
	polish	GS-304/D-B-990-4/P/Cr-B					

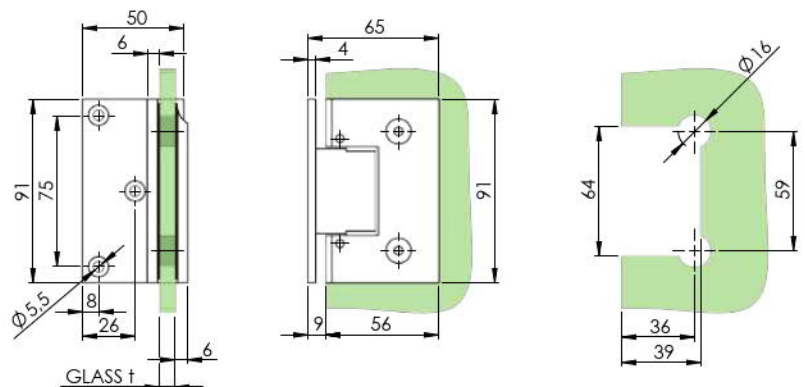
MODEL SPRING ADJUSTABLE



Quality	Finish	art.	glass t	Gmax (kg)/2pcs	STOP	door width	closing position alignment		
Brass	satin	GS-MS/D-B-980-1/S-B	6-10	45	±90°, 0°	950	±20°	±15°	✓
	polish	GS-MS/D-B-980-1/P/Cr-B							

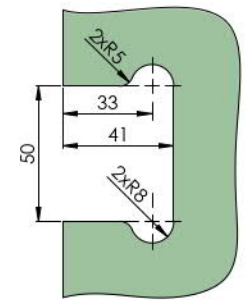
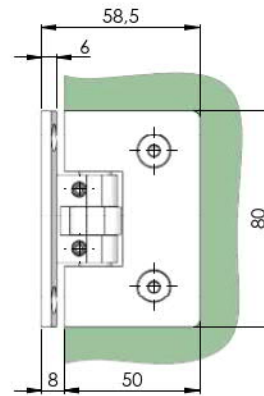
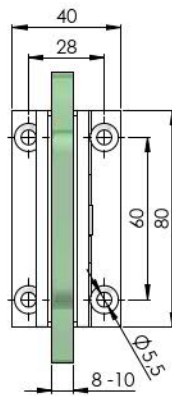


Quality	Finish	art.	glass t	Gmax (kg)/2pcs	STOP	door width	closing position alignment		
Brass	satin	GS-MS/D-B-980-2/S-B	6-10	45	±90°, 0°	950	±20°	±15°	✓
	polish	GS-MS/D-B-980-2/P/Cr-B							

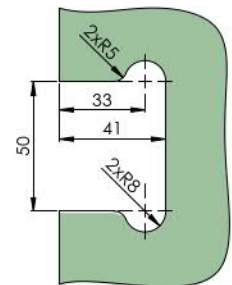
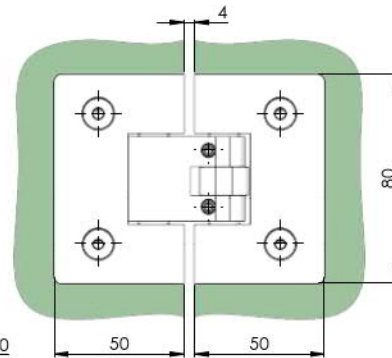
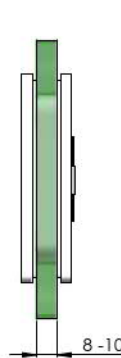


Quality	Finish	art.	glass t	Gmax (kg)/2pcs	STOP	door width	closing position alignment		
Brass	satin	GS-MS/D-B-980-6/S-B	6-10	45	±90°, 0°	950	±20°	±15°	✓
	polish	GS-MS/D-B-980-6/P/Cr-B							

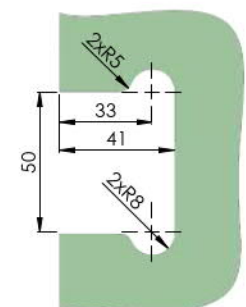
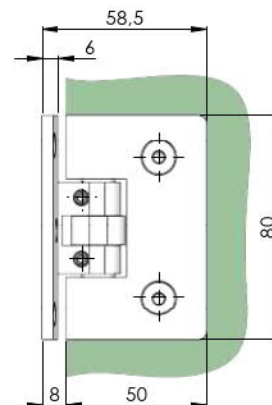
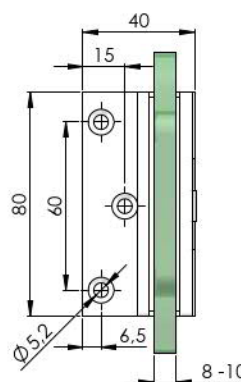
MODEL SPRING ADJUSTABLE



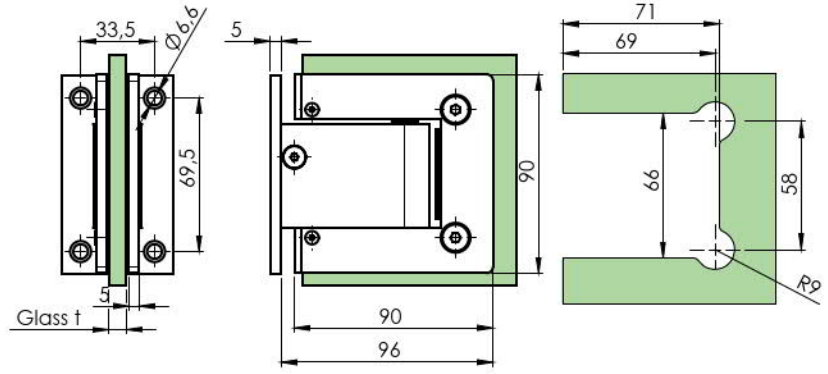
Quality	Finish	art.	Gmax (kg)/2pcs	STOP	door width	alignment		
Brass	satin	GS-MS/D-B-1000-1/S	45	±90°, 0°	950	0°-180°	±25°	✓
	polish	GS-MS/D-B-1000-1/P/Cr						



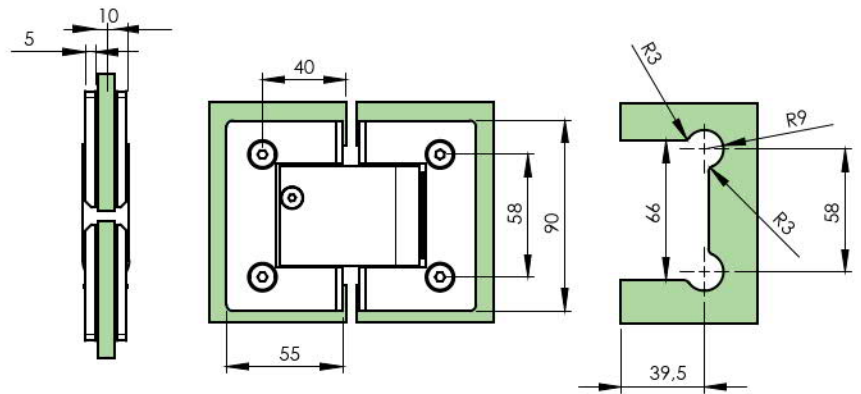
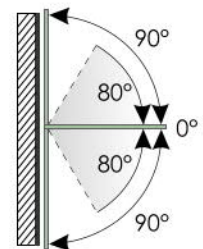
Quality	Finish	art.	Gmax (kg)/2pcs	STOP	door width	alignment		
Brass	satin	GS-MS/D-B-1000-2/S	45	±90°, 0°	950	0°-180°	±25°	✓
	polish	GS-MS/D-B-1000-2/P/Cr						



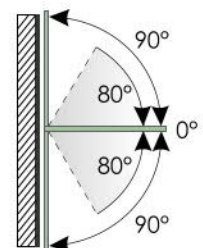
Quality	Finish	art.	Gmax (kg)/2pcs	STOP	door width	alignment		
Brass	satin	GS-MS/D-B-1000-6/S	45	±90°, 0°	950	0°-180°	±25°	✓
	polish	GS-MS/D-B-1000-6/P/Cr						



Quality	Finish	art.	glass t	Gmax (kg)/2pcs	STOP	door width
AISI304	satin	GS-304/D-B-991-10/S-B	8-12	50	±90°, 0°	800



Quality	Finish	art.	glass t	Gmax (kg)/2pcs	STOP	door width
AISI304	satin	GS-304/D-B-991-20/S-B	8-12	50	±90°, 0°	800

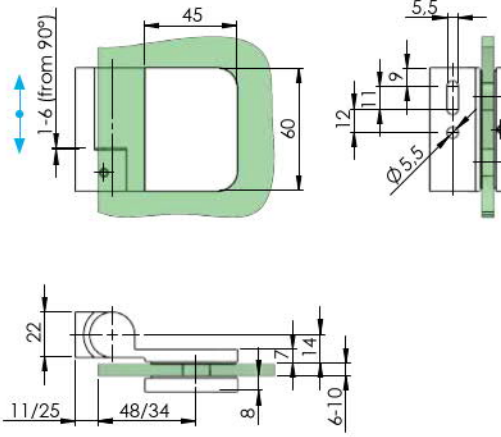




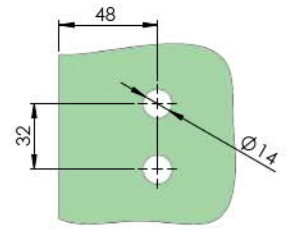
GS...2L



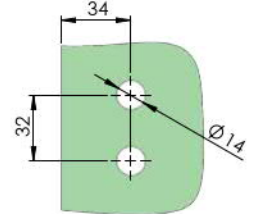
GS...2R



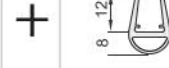
GLASS CUT OUT FOR 90°



GLASS CUT OUT FOR 135°



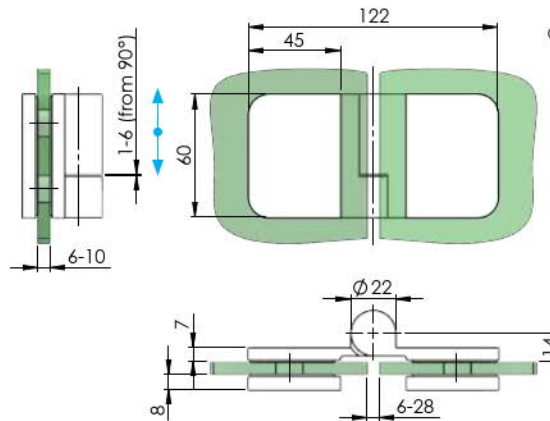
Quality	Finish	art.	G max. (kg)/2pcs	door width		LIFT
Brass	polish	GS-MS/D-B-900-2L/P/Cr	40	950	✓	0-5mm
		GS-MS/D-B-900-2R/P/Cr				



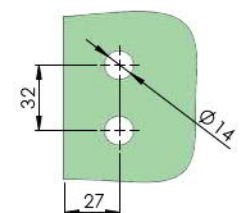
GS...4L



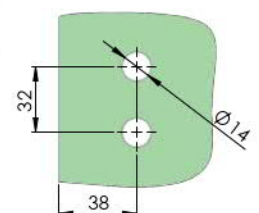
GS...4R



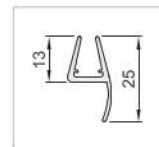
GLASS CUT OUT FOR 180°+45°



GLASS CUT OUT FOR 180°



Quality	Finish	art.	G max. (kg)/2pcs	door width		LIFT
Brass	polish	GS-MS/D-B-900-4L/P/Cr	40	950	✓	0-5mm
		GS-MS/D-B-900-4R/P/Cr				



or



6

GLASS DOOR COMPONENTS





**GLASS DOOR
COMPONENTS**



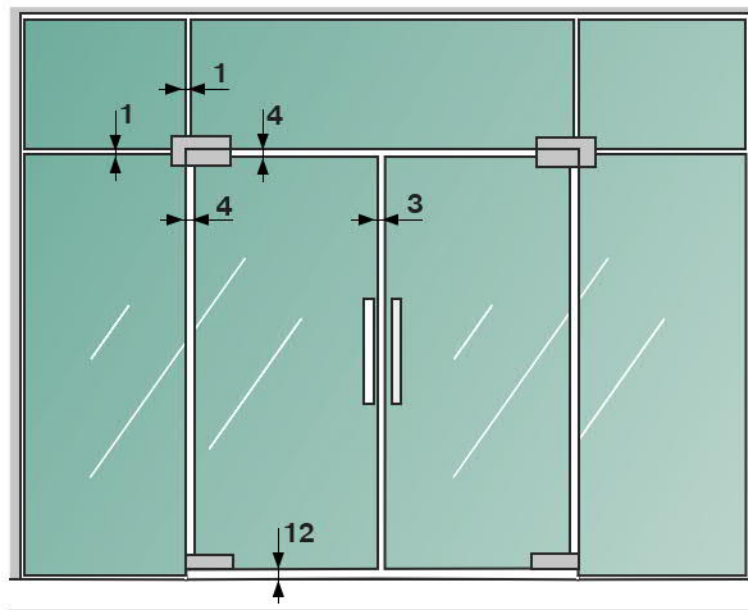
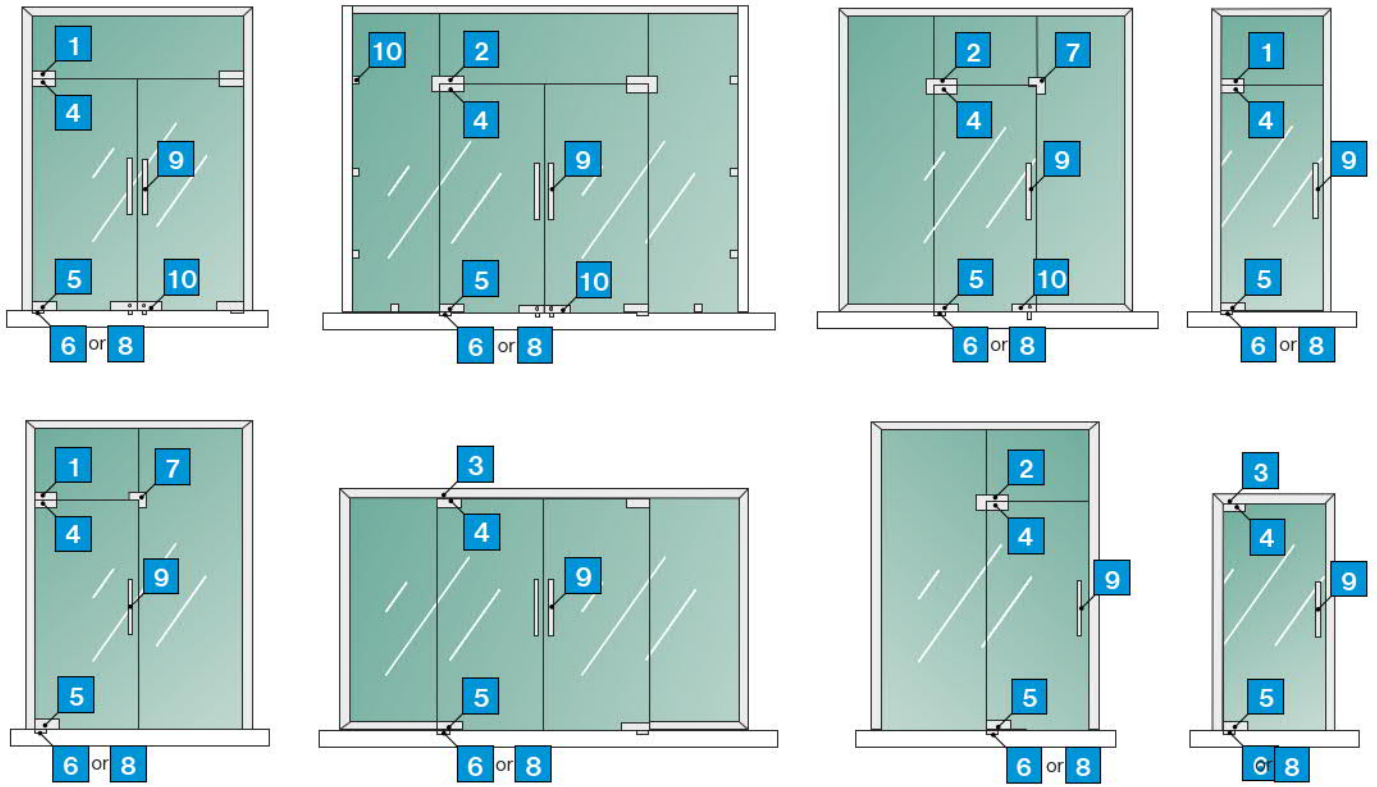
PULL HANDLES



LOCKS



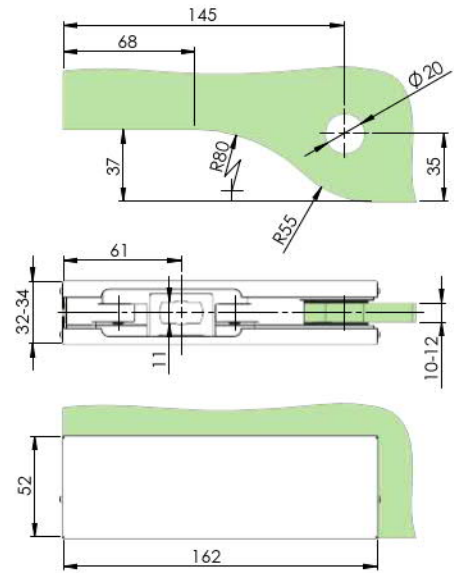
**HINGES FOR
GLASS DOORS**



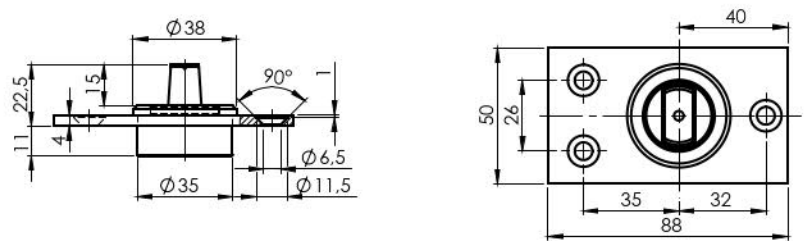
				
1 GS-304/ZP-811/S	2 GS-304/ZP-808/S	3 GS-304/ZP-802/S	4 GS-304/ZP-801/S	5 GS-304/ZP-800/S
				
6 GS-304/ZP-802/S-B	7 GS-304/ZP-809/S	8 GS-304/ZP-821/S GS-304/ZP-822/S-B	9 GS-304/M1...	10 GS-304/ZP-814/S



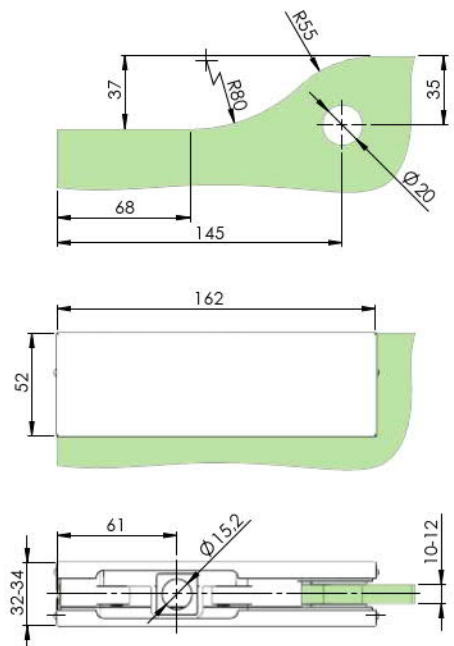
Quality	Finish	art.	
AISI304	satın	GS-304/ZP-800/S	5



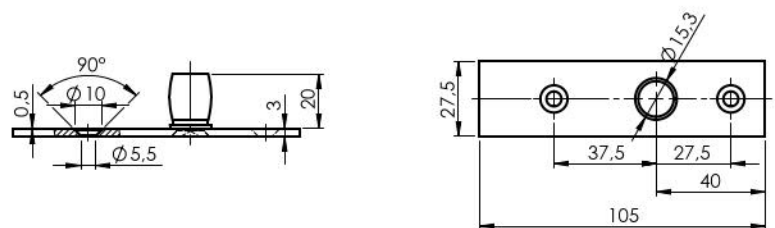
Quality	Finish	art.	
AISI304	satın	GS-304/ZP-802/S-B	6



Quality	Finish	art.	
AISI304	satın	GS-304/ZP-801/S	4



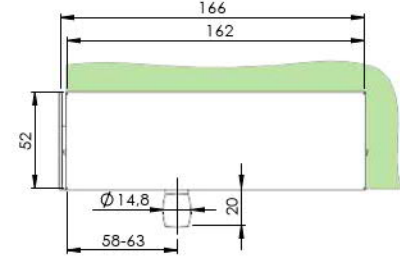
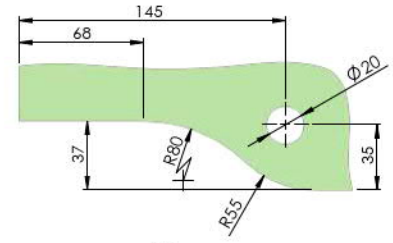
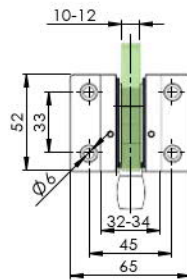
Quality	Finish	art.	
AISI304	satın	GS-304/ZP-802/S	3





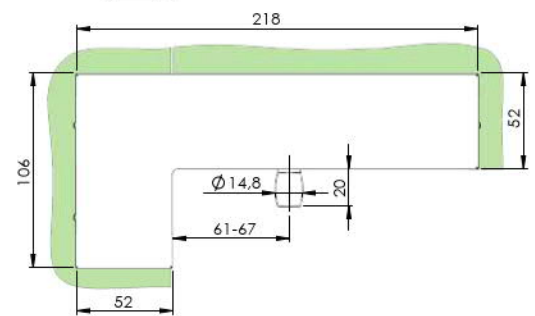
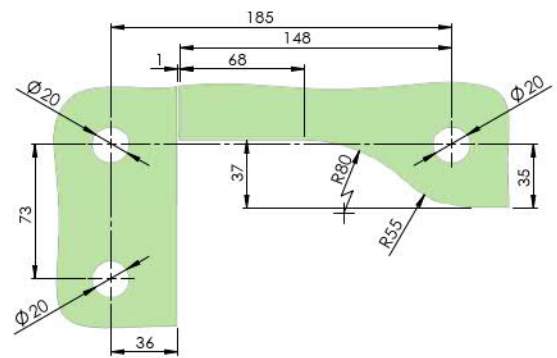
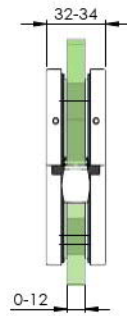
Quality	Finish	art.
AISI304	satın	GS-304/ZP-811/S

1



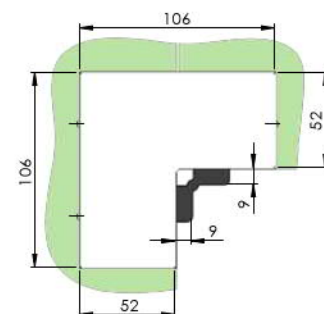
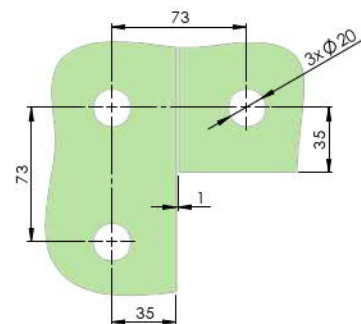
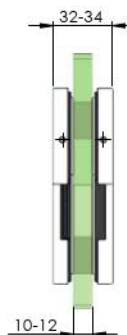
Quality	Finish	art.
AISI304	satın	GS-304/ZP-808/S

2



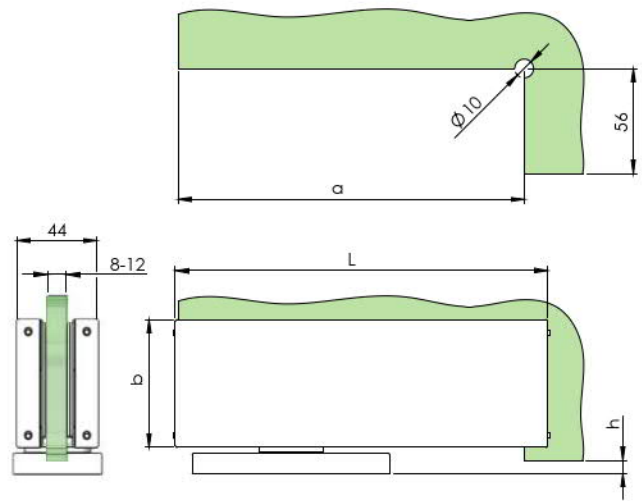
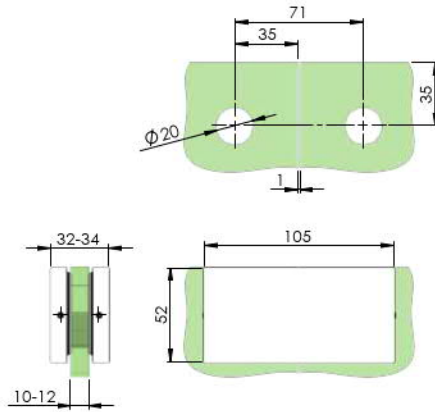
Quality	Finish	art.
AISI304	satın	GS-304/ZP-809/S

7


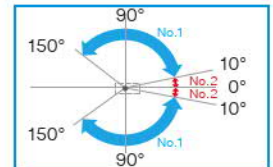




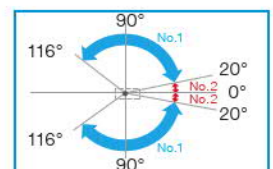
Quality	Finish	art.
AISI304	satın	GS-304/ZP-882/S

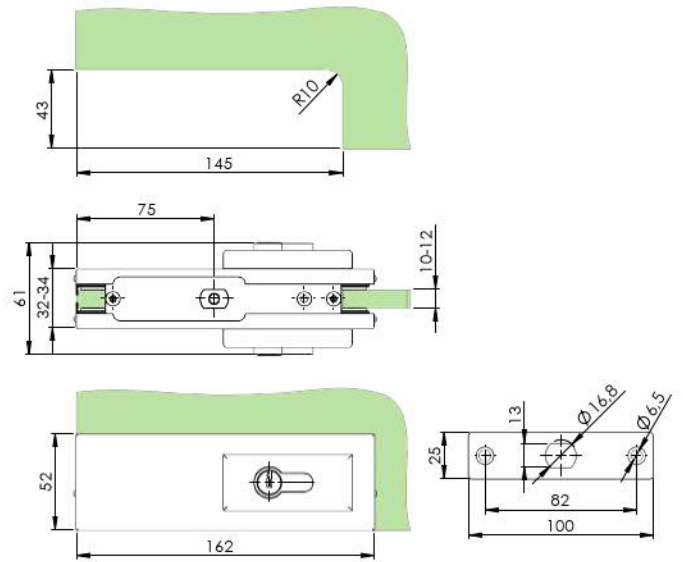


Quality	Finish	art.	Gmax (kg)	L	h	a	b	STOP
AISI304	satın	GS-304/ZP-804/S-B	100	190	15	178	70	±90°, 0° ✓
		GS-304/ZP-804/S-C		198	7	187	68	

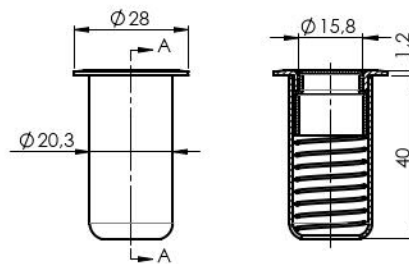


Quality	Finish	art.	Gmax (kg)	STOP
AISI304	satın	GS-304/ZP-821/S	120	±90°, 0° ✓
		GS-304/ZP-822/S-B	150	



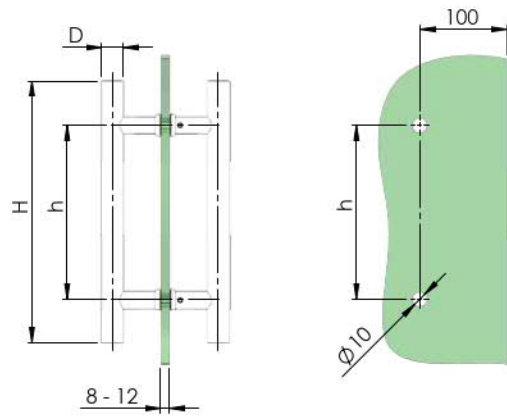


Quality	Finish	art.	
AISI304	satın	GS-304/ZP-814/S	10

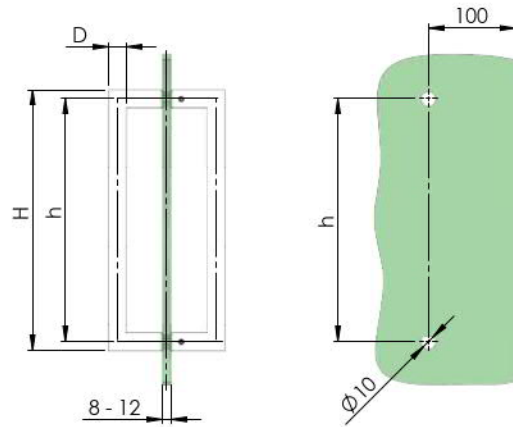


Quality	Finish	art.
AISI304	satın	GS-304/ZP-815/S

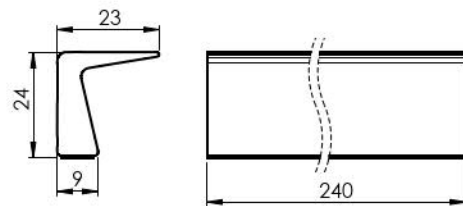
GLASS THICKNESS	DOOR HEIGHT (mm)										
	1500	1600	1700	1800	1900	2000	2100	2200	2300	2500	
DOOR WIDTH	500	-	6	6	8	8	8	8	10	10	12
	600	-	6	6	8	8	8	10	10	12	12
	700	-	6	6	8	8	8	10	10	12	12
	800	-	6	8	8	8	10	10	12	12	12
	900	-	6	8	8	8	10	10	12	12	12
	1000	-	8	8	8	10	10	12	12	12	12
	1100	-	8	8	10	10	10	12	12	12	12
	1200	-	8	8	10	10	12	12	12	12	12



Quality	Finish	art.	D	H	h	6
AISI304	satin	GS-304/M1-25-300/S	25	300	200	
		GS-304/M1-25-400/S		400	300	
		GS-304/M1-25-500/S		500	400	



Quality	Finish	art.	D	H	h	6
AISI304	satin	GS-304/M3-20-300/S	20	320	300	
		GS-304/M3-20-400/S		420	400	
		GS-304/M3-20-500/S		520	500	



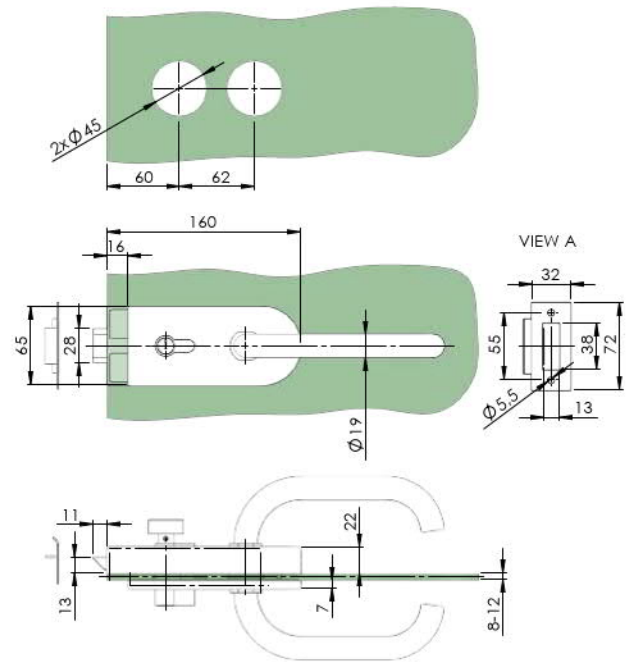
Quality	Finish	Effect	art.	axb	L
Aluminium	satin	ELOX	GS-AL/M3-24-240/S-E	24x24	240



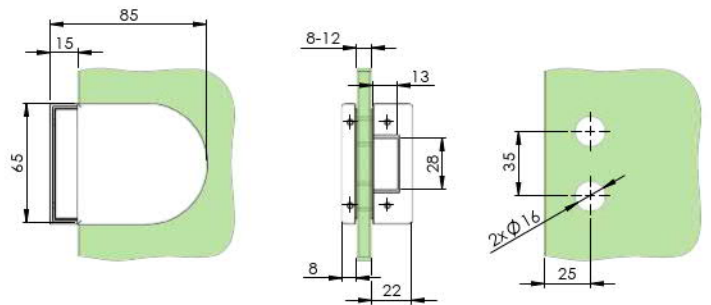
GS-304/D-207/S



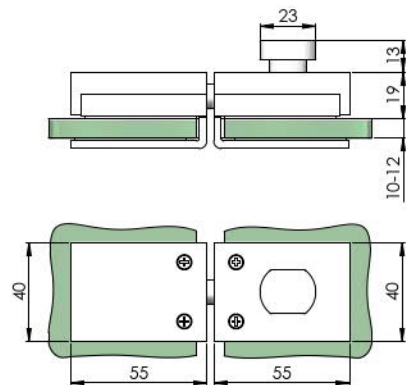
GS-304/D-207-H/S



Quality	Finish	art.	
AISI304	satin	GS-304/D-207/S	✓
		GS-304/D-207-H/S	-



Quality	Finish	art.	compatibility
AISI304	satin	GS-304/D-L18S/S	GS-304/D-206/S GS-304/D-207/S



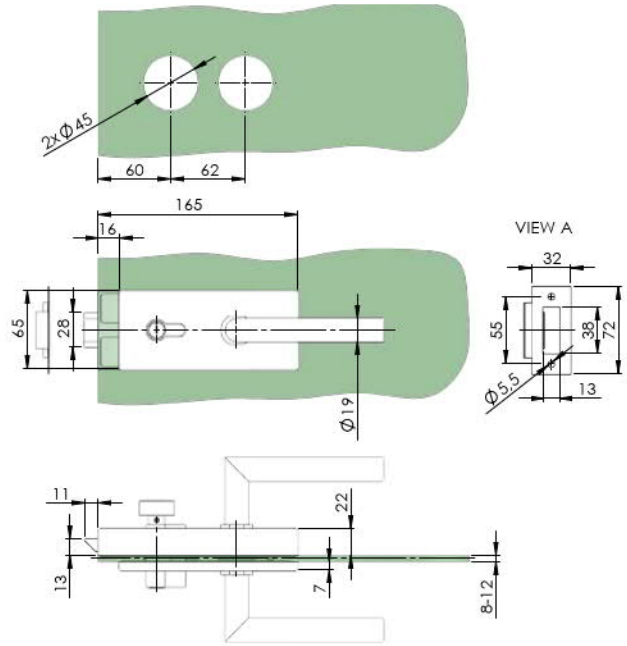
Quality	Finish	art.
AISI304	satin	GS-304/D-204/S




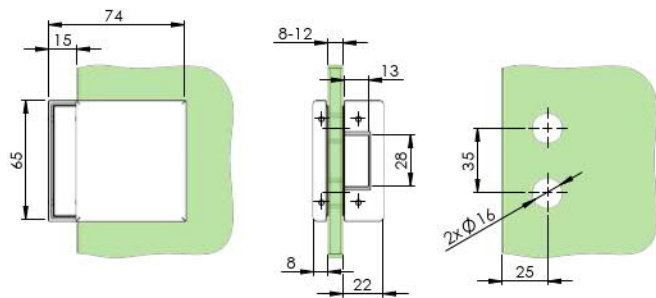
GS-304/D-206/S



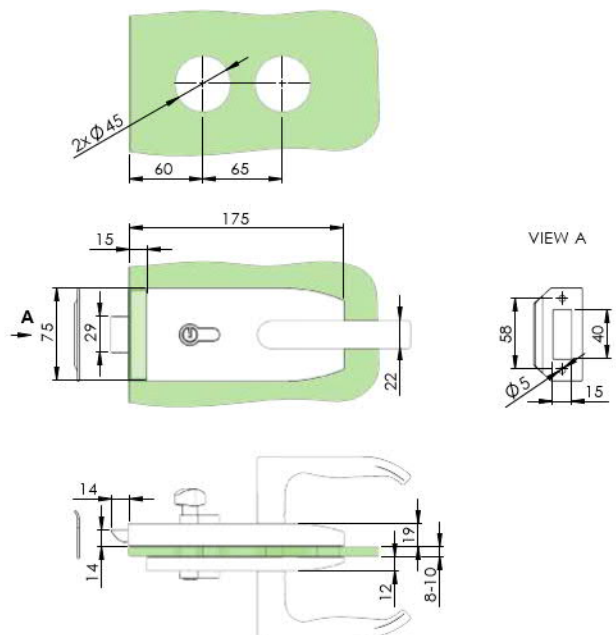
GS-304/D-206-H/S



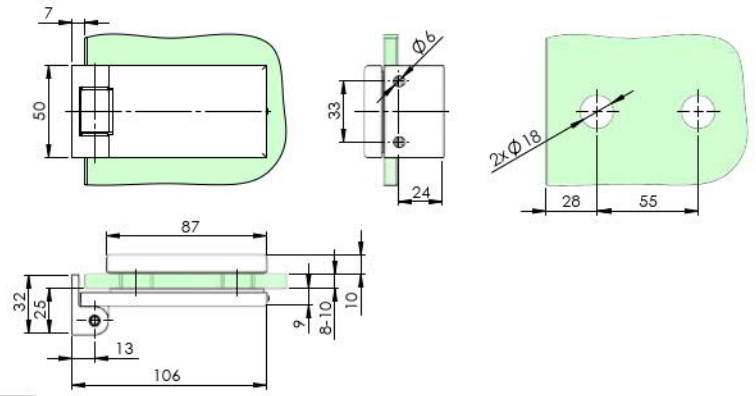
Quality	Finish	art.	
AISI304	satin	GS-304/D-206/S	✓
		GS-304/D-206-H/S	-



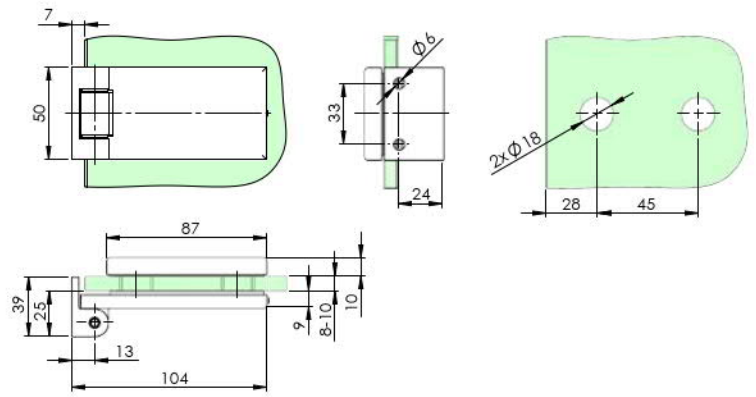
Quality	Finish	art.	compatibility
AISI304	satin	GS-304/D-L18R/S	GS-304/D-206/S GS-304/D-207/S



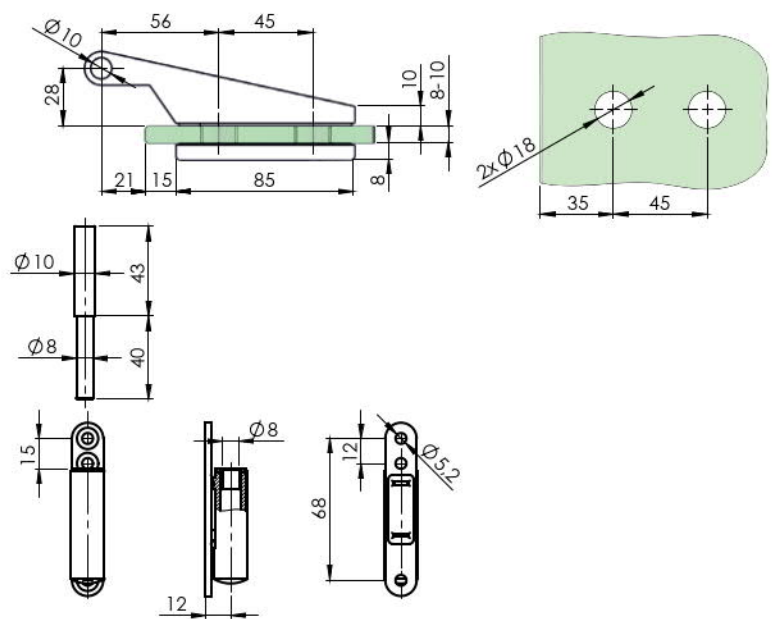
Quality	Finish	art.
AISI304	satin	GS-304/D-201/S



Quality	Finish	Effect	art.	G max. (kg)/2pcs
ALUMINIUM	satın	INOX	GS-AL/D-808/S-VA	45



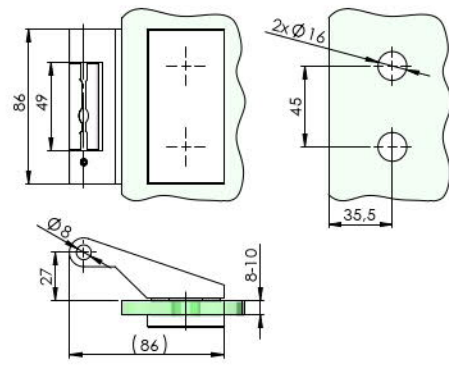
Quality	Finish	Effect	art.	G max. (kg)/2pcs
ALUMINIUM	satın	INOX	GS-AL/D-809/S-VA	45



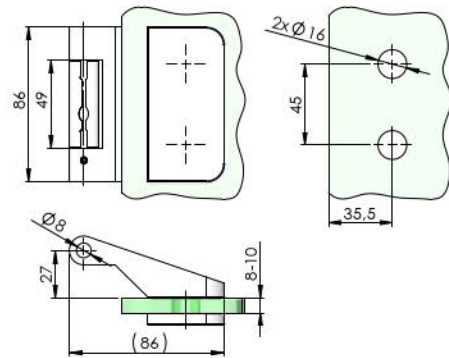
Quality	Finish	Effect	art.	G max. (kg)/2pcs
AISI304	satın	INOX	GS-304/D-805/S-B	45
ALUMINIUM			GS-AL/D-805/S-VA	



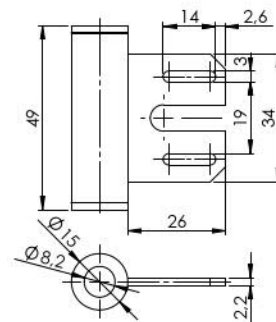
Quality	Finish	Effect	art.	G max. (kg)/2pcs
AISI304	satin	INOX	GS-304/D-810/S	50
ALUMINIUM			GS-AL/D-810/S-VA	



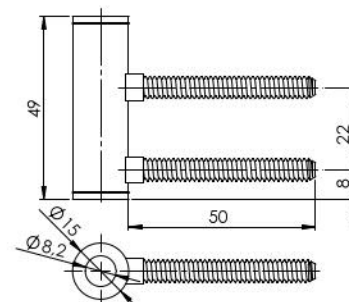
Quality	Finish	Effect	art.	G max. (kg)/2pcs
AISI304	satin	INOX	GS-304/D-811/S	50
ALUMINIUM			GS-AL/D-811/S-VA	



Quality	Finish	art.	G max. (kg)/2pcs
steel	Zn	GS-ZN/D-V180-OS	50



Quality	Finish	art.	G max. (kg)/2pcs
steel	Zn	GS-ZN/D-V180-OW	50



7

GLASS WALL PROFILES





GLAZING PROFILE



U - PROFILES



GLASS JOINING PROFILES



GS/ZP-002

GS/ZP-L02

GS/ZP-A02a
GS/ZP-A02-i

GS/ZP-A02-ai

GS-AL/ZP-A02/N/B

GS-AL/ZP-A02W/N/E
GS-304/ZP-A02W/S

GS-AL/ZP-A02W/N/B

GS-PVC/ZP-32666



GS-.../N/B

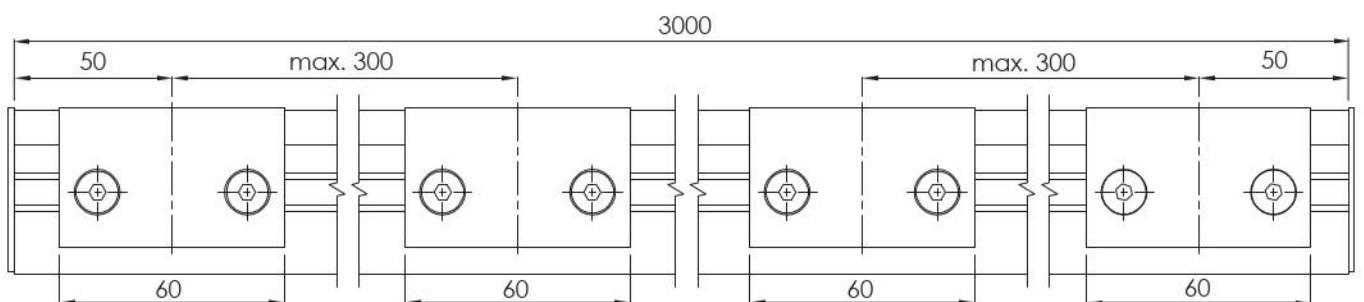
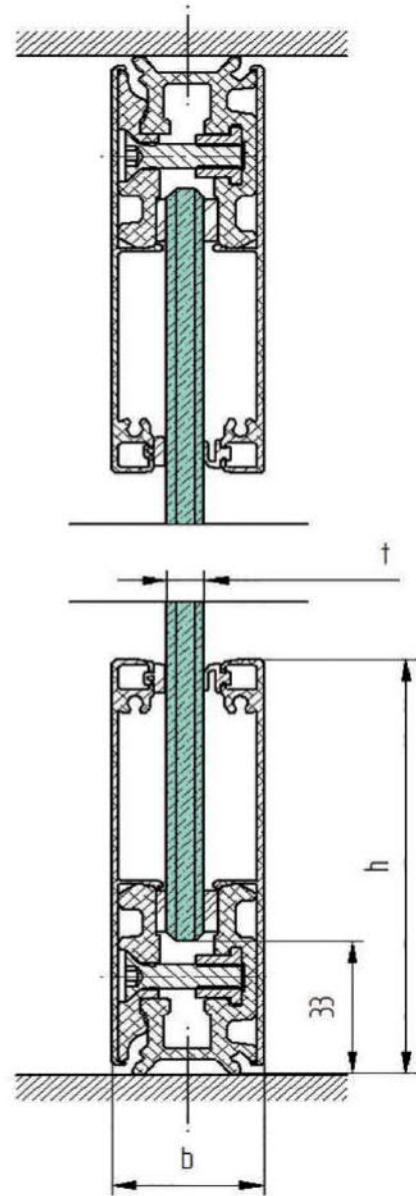
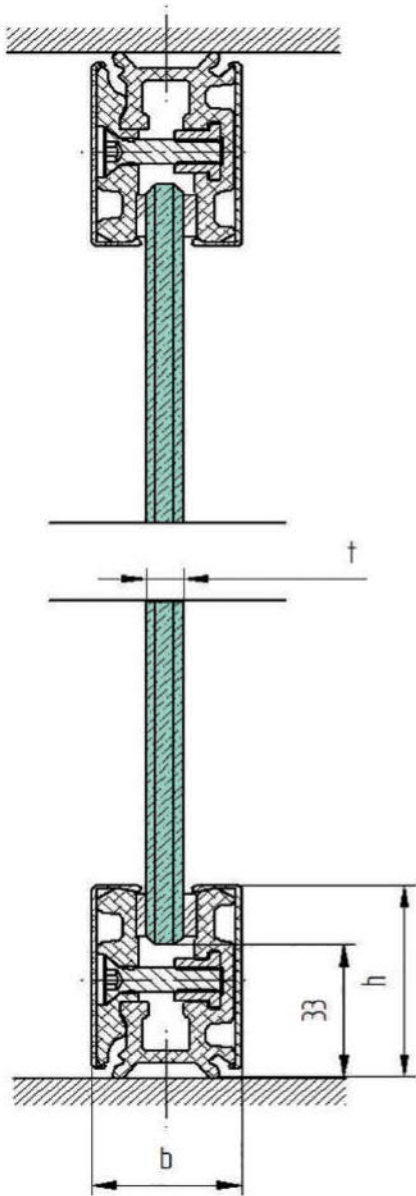
art.
GS-AL/ZP-32x46/N/B
GS-AL/ZP-32x100/N/B
GS-304/ZP-32x46/S
GS-304/ZP-32x100/S
GS-AL/ZP-32x46/N/E
GS-AL/ZP-32x100/N/E
GS-AL/ZP-32x46/S-VA

3 m	9 pcs/3m	3 m		3m		3m
ALUMINIUM	black	AISI304	ALUMINIUM	black	AISI304	

+

	Quality	Finish	Effect	art.	Quantity/ pairs	b x h	Glass t			
							8	10	12	
	ALUMINIUM	natural	black	GS-AL/ZP-Z02A-8/N/B	1	32x46	✓			
				GS-AL/ZP-Z02A-10/N/B				✓		
				GS-AL/ZP-Z02A-12/N/B					✓	
				GS-AL/ZP-Z02AW-8/N/B				✓		
				GS-AL/ZP-Z02AW-10/N/B					✓	
				GS-AL/ZP-Z02AW-12/N/B						✓
	AISI304	satin	-	GS-304/ZP-Z02A-8/S	1	32x46	✓			
				GS-304/ZP-Z02A-10/S				✓		
				GS-304/ZP-Z02A-12/S					✓	
				GS-304/ZP-Z02AW-8/S				✓		
				GS-304/ZP-Z02AW-10/S					✓	
				GS-304/ZP-Z02AW-12/S						✓
	ALUMINIUM	natural	ELOX	GS-AL/ZP-Z02A-8/N/E	1	32x46	✓			
				GS-AL/ZP-Z02A-10/N/E				✓		
				GS-AL/ZP-Z02A-12/N/E					✓	
				GS-AL/ZP-Z02AW-8/N/E				✓		
				GS-AL/ZP-Z02AW-10/N/E					✓	
				GS-AL/ZP-Z02AW-12/N/E						✓

	Quality	Finish	Effect	art.	Quantity/ pcs	h	L
GS-.../N/B	ALUMINIUM	natural	black	GS-AL/ZP-A02/N/B GS-AL/ZP-A02W/N/B	1	46	3000
	AISI304	satin	-	GS/ZP-A02-i GS-304/ZP-A02W/S			
	ALUMINIUM	natural	ELOX	GS/ZP-A02-a	1	100	
	ALUMINIUM	satin	INOX	GS/ZP-A02-ai	1	46	
	ALUMINIUM	natural	ELOX	GS-AL/ZP-A02W/N/E	1	100	

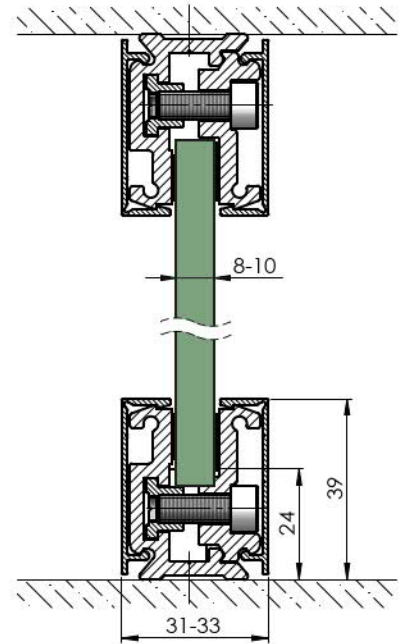




Quality	Finish	Effect	art.	L	G max	glass t
ALUMINIUM	natural	ELOX	GS-AL/ZP-31x40/N/E-U	3000	45 kg/m	8-10



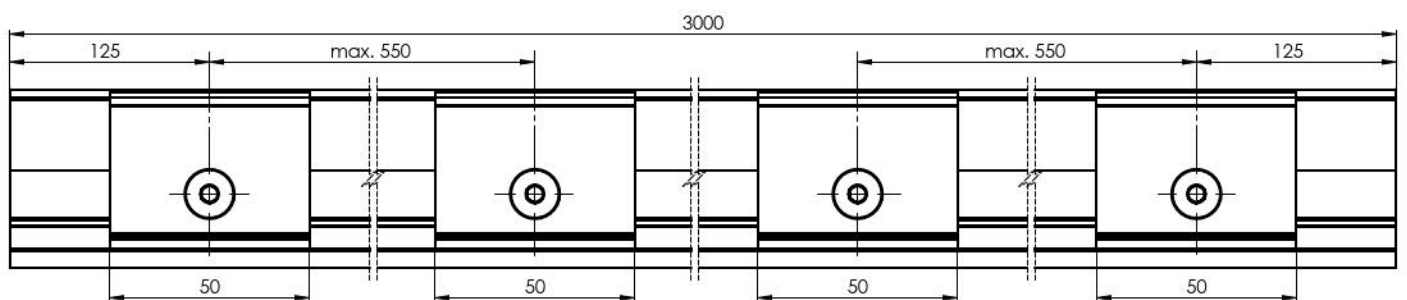
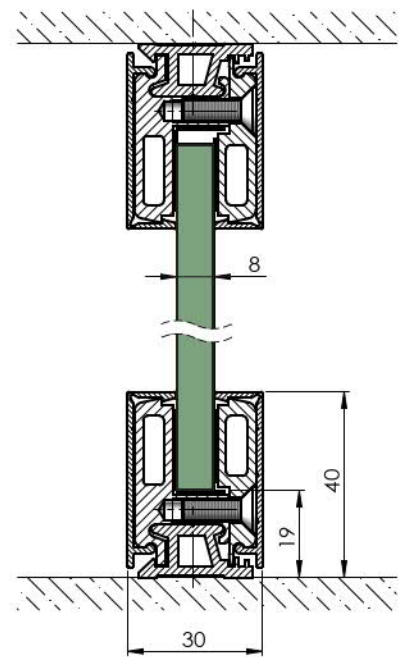
art	1 x 3 m	6 pcs	2 x 3 m	2 pcs
GS-AL/ZP-31x40/N/E-U		ALUMINIUM		PVC



Quality	Finish	Effect	art.	L	G max	glass t
ALUMINIUM	natural	ELOX	GS-AL/ZP-30x40/N/E-U	3000	30 kg/m	8



art	1 x 3 m	6 pcs	2 x 3 m	2 pcs
GS-AL/ZP-30x40/N/E-U		ALUMINIUM		PVC

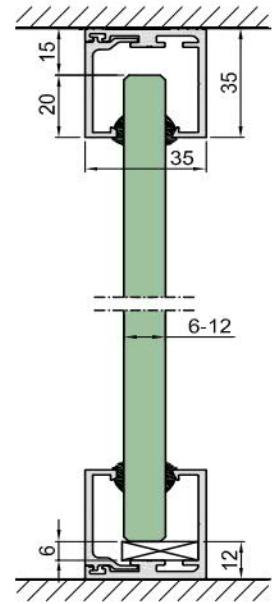




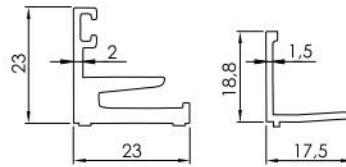
Quality	Finish	Effect	art.	L	glass t
ALUMINIUM	natural	ELOX	GS-AL/ZP-3535/N/E	3000	6-10
	satin	INOX	GS-AL/ZP-3535/S-VA		

+

GLASS	GLASS			L	Quantity/ pcs
	6	8	10		
GS-PVC/ZP-3535-8/N/B	GS-PVC/ZP-3535-8/N/B	GS-PVC/ZP-3535-10/N/B	GS-PVC/ZP-3535-10/N/B	3000	2



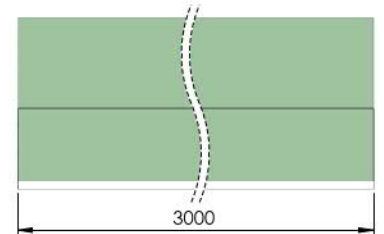
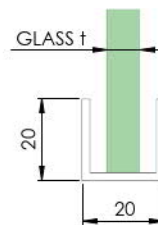
22x6x100	Left/Right
GS-PVC/G-3535/N/B	GS-PVC/C-3535
PVC	



Quality	Finish	Effect	art.	L	glass t
ALUMINIUM	natural	ELOX	GS-AL/ZP-23x23/N/E	3000	8, 10

+

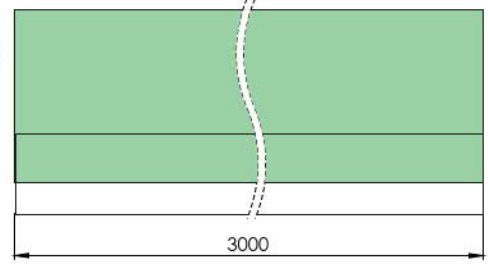
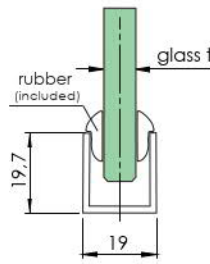
2 x 3 m	glass t
GS-PVC/ZP-2323-0/N/T + GS-PVC/ZP-2323-1/N/T	8
GS-PVC/ZP-2323-0/N/T + GS-PVC/ZP-2323-2/N/T	10



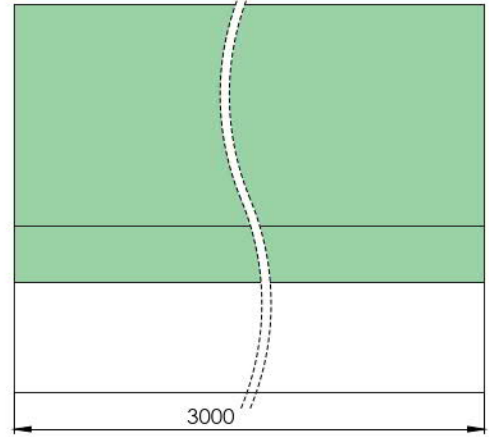
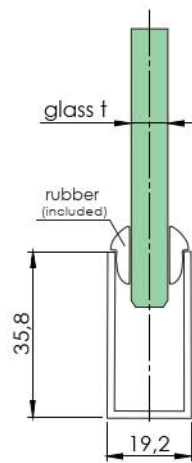

Quality	Finish	Effect	art.	L	glass t
ALUMINIUM	satin	INOX	GS-AL/ZP-2020/S-VA	3000	8, 10

+

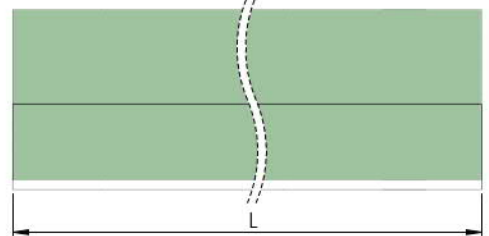
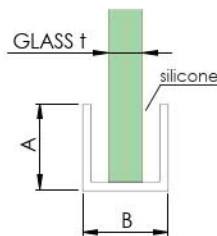

2 x 3 m	glass t
GS-PVC/ZP-2020GT-8/N/T	8
GS-PVC/ZP-2020GT-10/N/T	10



Quality	Finish	Effect	art.	L	glass t
ALUMINIUM	natural	ELOX	GS-AL/ZP-2020/N/E-U-8	3000	8
			GS-AL/ZP-2020/N/E-U-10		10



Quality	Finish	Effect	art.	L	glass t
ALUMINIUM	natural	ELOX	GS-AL/ZP-3619/N/E-U-8	3000	8
			GS-AL/ZP-3619/N/E-U-10		10



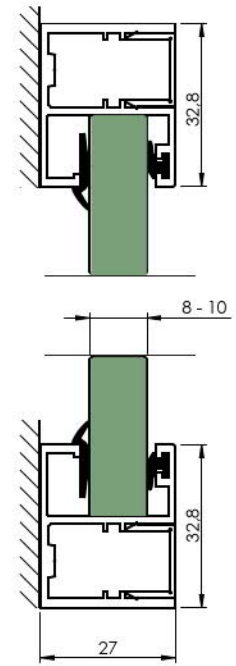
Quality	Finish	Effect	art.	A	B	L	glass t	GS-AL/C-2012/P/Cr	GS-AL/C-2012/S-E	GS-AL/C-2014/P/Cr	GS-AL/C-2014/S-E	
ALUMINIUM	polish	ELOX	GS-AL/ZP-1510/P/Cr	15	10	2500	6					
			GS-AL/ZP-2012/P/Cr		12		8	optional				✓
	GS-AL/ZP-2014/P/Cr			14		10				optional		
	GS-AL/ZP-2012/S-E		20	12	3000	8		optional				
	GS-AL/ZP-2014/S-E			14		10					optional	



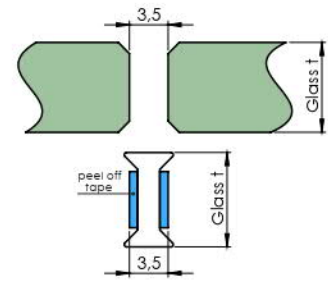
Quality	Finish	Effect	art.	L	glass t
ALUMINIUM	natural	ELOX	GS-AL/ZP-27x33/S-E	6000	8-10
	satin	INOX	GS-AL/ZP-27x33/S-VA		

+

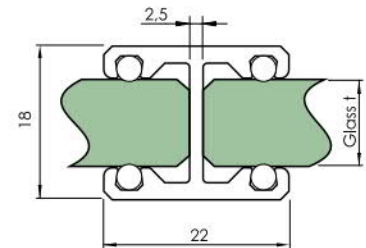
↑ H	GLASS		L	Quantity/ pcs
	8	10		
	GS-PVC/ZP-2733-N/B		6000	1



Quality	Finish	art.	L	glass t
PVC	transparent	GS-PVC/H-8	3000	8
		GS-PVC/H-10		10
		GS-PVC/H-12		12



Quality	Finish	Effect	art.	L	glass t
ALUMINIUM	natural	ELOX	GS-AL/H-10	3000	10



8

GLASS DOOR FRAMES





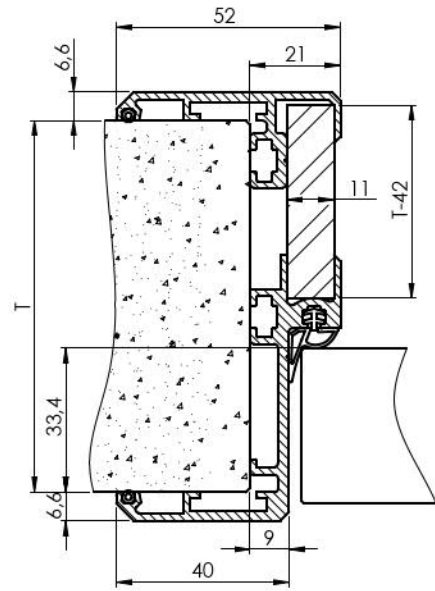
DOOR FRAMES



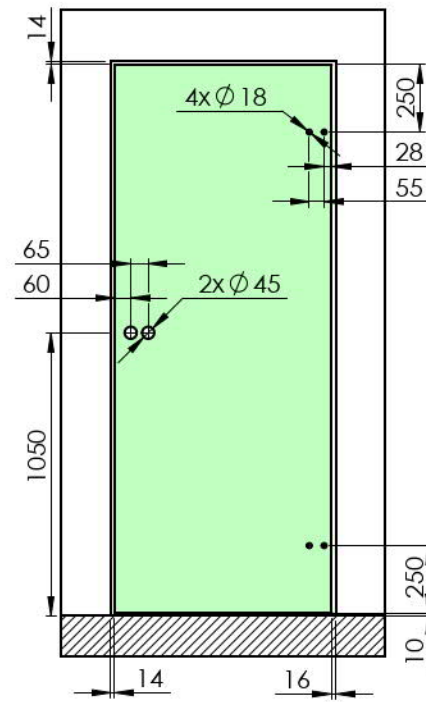
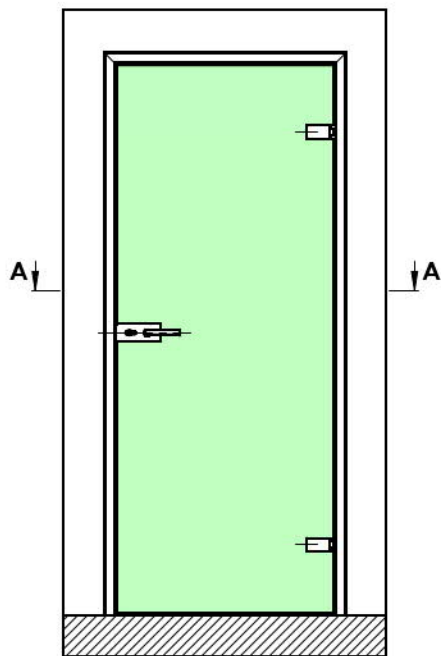
ACCESORIES



DOOR HANDLES



Quality	Finish	Effect	art.	L
ALUMINIUM	natural	ELOX	GS-AL/ZU-N-E-U	6000

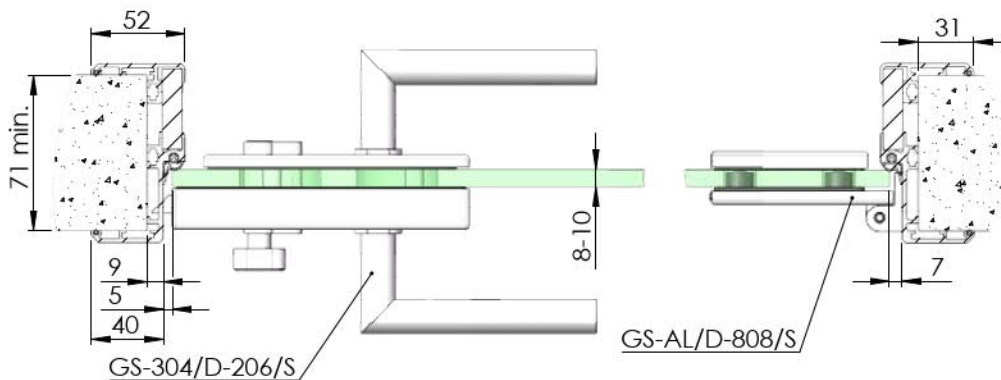


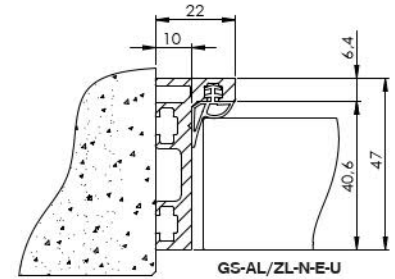
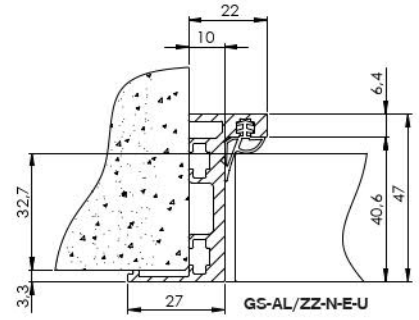
SECTION A-A



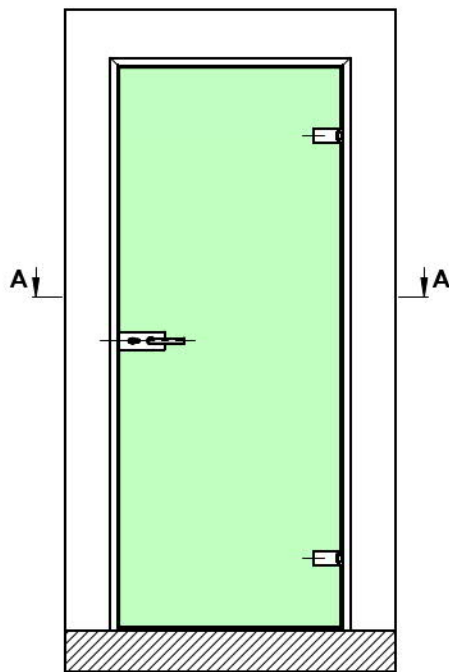
DETAIL B

DETAIL C

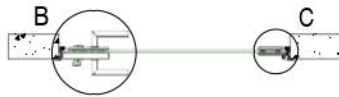
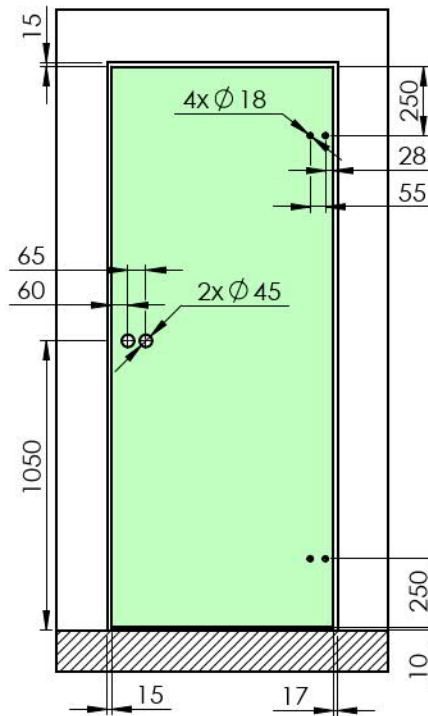




Quality	Finish	Effect	art.	L
ALUMINIUM	natural	ELOX	GS-AL/ZZ-N-E-U	6000
			GS-AL/ZL-N-E-U	

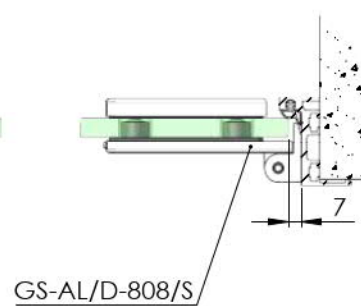
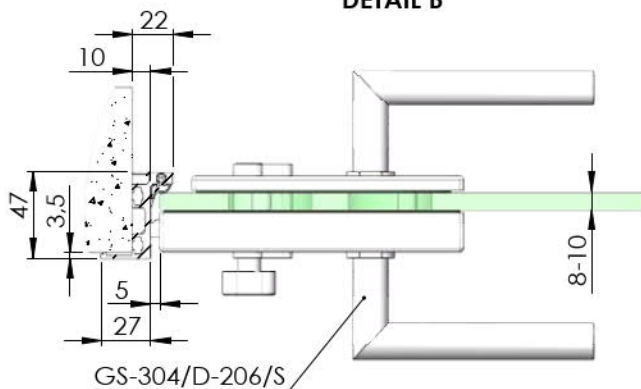


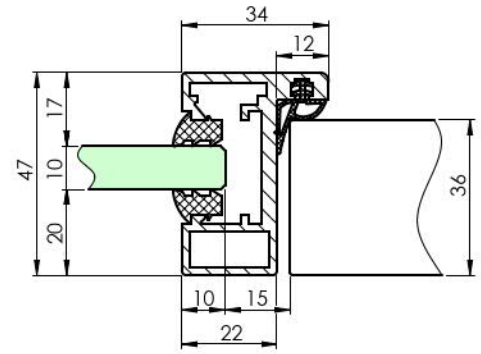

SECTION A-A



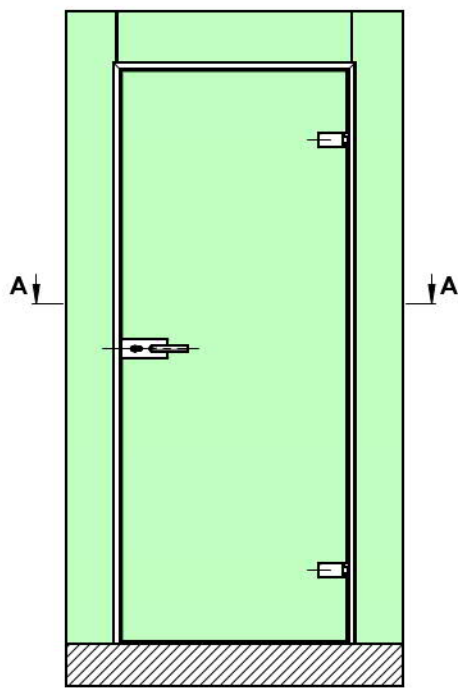
DETAIL B

DETAIL C

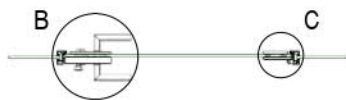
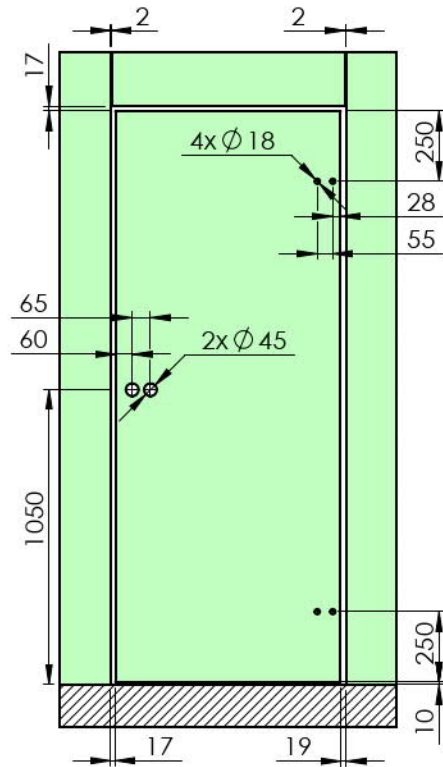




Quality	Finish	Effect	art.	glass t	L
ALUMINIUM	natural	ELOX	GS-AL/ZG-N-E-U	8-10	6000

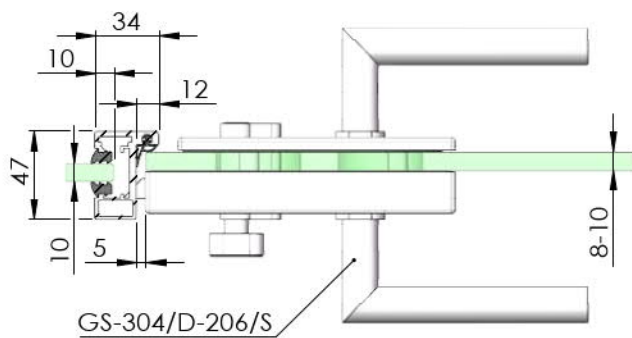


SECTION A-A

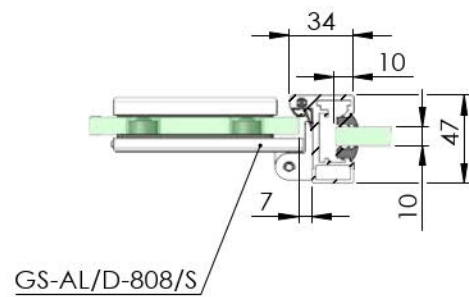


DETAIL B

DETAIL C



GS-304/D-206/S



GS-AL/D-808/S



art.	ml	description
A/spray-WS	400	INOX

top



art.	ml	description
A/Cleaner-500ml	500	INOX



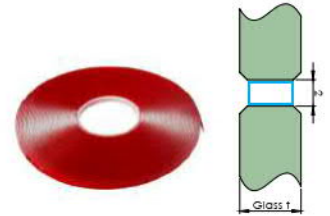
art.	description
GS-AL/D115-70	suction cup



art.	description	
GS/Cleaner-Glass	200ml	✓



art.	description	
GS/Cleaner-Metal	200ml	✓



art.	t (mm)	b (mm)	L (m)
Q9/03-2x6	2	6	16,5



art.	ml	quality	description
Q5/01GF-300 Nordic			-20°C +10°C
Q5/01GF-400 Nordic		vinylester	
Q5/01GF-300			-10°C +30°C
Q5/01GF-400			

top



art.	ml	quality	description
Q5/01TK-300 Winter			-20°C +10°C
Q5/01TK-400 Winter		vinylester	
Q5/01TK-300			0°C +35°C
Q5/01TK-400			



art.	ml	quality	description
Q5/01GFP-300		Polyester	-5°C +30°C
Q5/01GFP-400			



art.	ml	quality	description
Q5/05TR-310		Silicone	-5°C +40°C



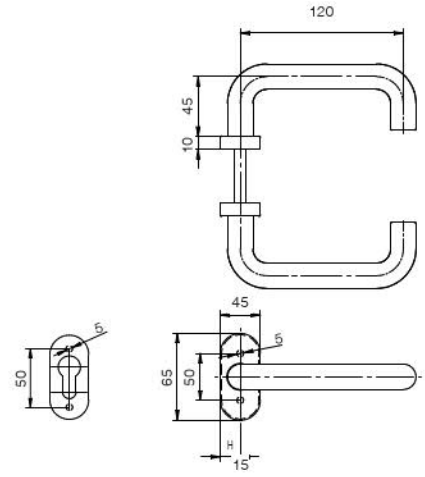
art.	M	L
Q5/04	17	215



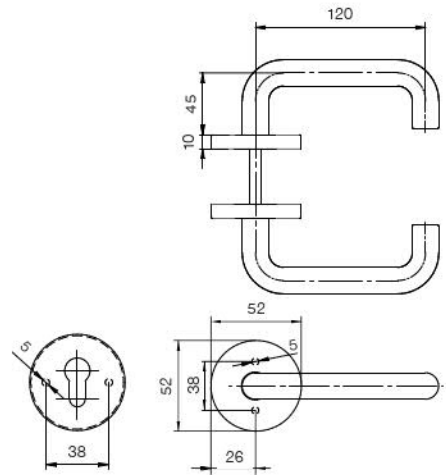
art.	description
Q5/03-300	300ml, hobby



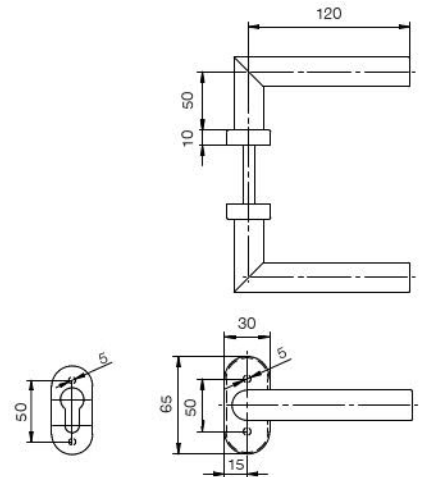
Quality	Finish	art.	Model
AISI304	satın	D8/03-i	K02
	RAL	D8/03-BLACK	



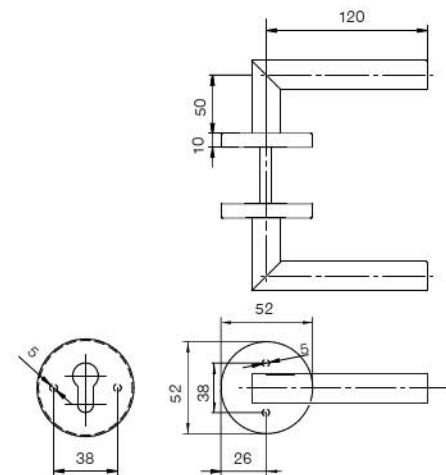
Quality	Finish	art.	Model
AISI304	satın	D8/01-i	K02



Quality	Finish	art.	Model
AISI304	satın	D8/05-i	K02
	RAL	D8/05-BLACK	

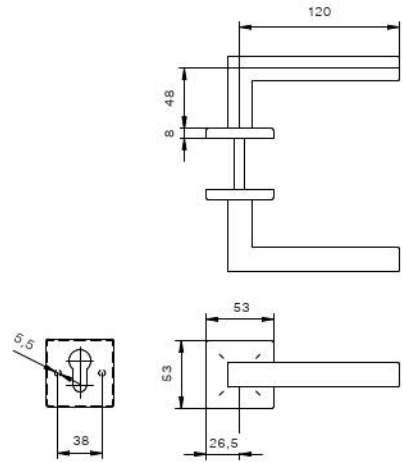


Quality	Finish	art.	Model
AISI304	satın	D8/02-i	K02

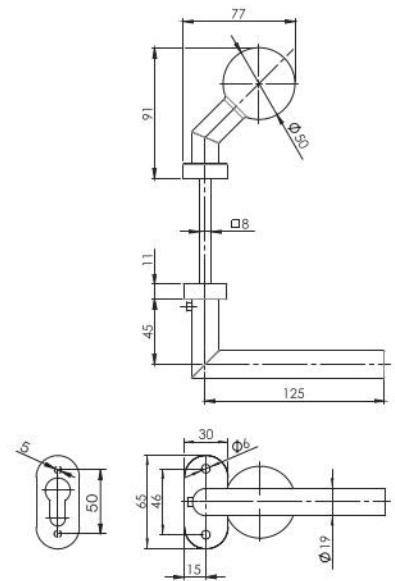





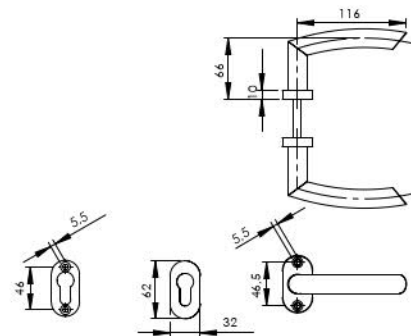
Quality	Finish	art.	Model
AISI304	satın	D8/06-i	K01



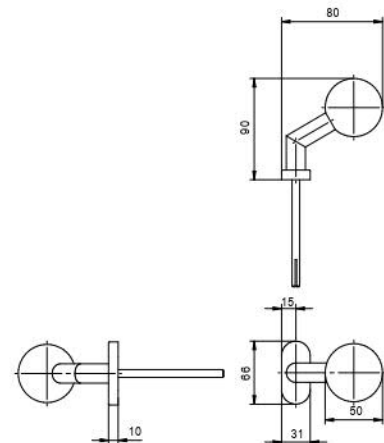
Quality	Finish	art.	Orientation	Model
AISI304	satın	D8/05G-R-i	right	K02, K11
		D8/05G-L-i	left	



Quality	Finish	art.	Model
AISI304	satın	D8/010-i	K320



Quality	Finish	art.	Model
AISI304	satın	D8/04-i	K01
	RAL	D8/04-BLACK	



INOX AISI304 ✓ AISI316 ✓ S.S. 2205 ✓ ALUMINIUM ✓ ZAMAK ✓	INOX AISI304 ✓ AISI316 ✓ S.S. 2205 ✓ ALUMINIUM ✓ ZAMAK ✗	INOX AISI304 ✗ AISI316 ✓ S.S. 2205 ✓ ALUMINIUM ✓ ZAMAK ✗
INOX AISI304 ✗ AISI316 ✓ S.S. 2205 ✓ ALUMINIUM ✓ ZAMAK ✗	INOX AISI304 ✗ AISI316* ✓ S.S. 2205 ✓ ALUMINIUM ✓ ZAMAK ✗	INOX AISI304 ✗ AISI316 ✗ S.S. 2205 ✓ ALUMINIUM ✗ ZAMAK ✗

* only mirror finish (polished)

material						
AISI304	nerezová oceľ	stal nierdzewna	rozsdamentes acél	stainless steel	Edelstahl	INOX
AISI316						
S.S. 2205						
CORTEN	corten oceľ	corten stal	corten acél	corten steel	Cortenstahl	corten
ALUMINIUM	hliník	aluminium	aluminium	aluminium	Aluminium	aluminium
ZAMAK	zliatina Zn+Al	stop cynku i aluminium	Zn+Al ötvözet	ZAMAC	Zinkdruckguss	alliage Zn+Al
Fe	železo	želazo	vas	iron	Eisen	fer
Zn	zinok	cynk	cink	zinc	Zink	zinc
Brass	mosadz	miedź	sárgaréz	brass	Messing	laiton
PVC	PVC	PVC	PVC	PVC	PVC	PVC
Rubber	guma	guma	gumi	rubber	Gummi	gomme
Beech	buk	buk	bükk	beech	Buche	hêtre
Oak	dub	dąb	tölgy	oak	Eiche	chêne
Spruce	smrek	świerk	lucfenyő	spruce	Fichte	épicéa
VSG/ESG	sklo	szklo	üveg	glass	Glas	verre
finish/effect						
satin	brus K320	szlif K320	szálcsiszolt K320	brushed K320	geschliffen K320	brossé K320
silver	strieborný	srebro	ezüst	silver	Silber	argent
polish	lesk	polerowany	tükör polírozott	polished	poliert	poli
raw	surový	surowy	nyers	raw	roh	brossé
natural	nebrúsený	neszlifovaný	natúr	rough	ungeschliffen	non-brossé
INOX	nerez	nierdzewny	rozsdamentes	inox	Edelstahl	inox
ELOX	eloxovaný	anodowany	eloxált	elox	Eloxiert	anodisé
	potrebné úpravy	niezbędne przystosowanie	szükséges módosítás nem összeszerelt	necessary modification not assembled	Anpassung ist notwendig	modification nécessaire non assemblé
	nezmontované	niezłożone			unmontiert	
	približný rozmer	przybliżone wymiary	közelitő méretek	approximate dimension	die Abmessungen sind ungefähr	dimensions approximatives
	bestseller	bestseller	legjobban eladott	best seller	Bestseller	best-seller
	novinka 2022	nowość 2022	új 2022	new 2022	Neuheit 2022	nouveau 2022
	LED					

- INOX AISI 304** - vhodný do prostredia bez chlóru a oxidu siričitého
INOX AISI 316 - vhodný do prostredia s vysokým obsahom chlóru, oxidu siričitého, vysokej vlhkosti, do prímorských regiónov
INOX S.S. 2205 - vhodný do prostredia s vysokým obsahom chlóru, oxidu siričitého, vysokej vlhkosti s prítomnosťou soli na pobreží a na voľnom mori.
- INOX AISI 304** - suitable for the environment without chlorine and sulphur dioxide load
INOX AISI 316 - suitable for the environment with a high content of chlorine, sulphur dioxide load, high humidity, coastal regions
INOX S.S. 2205 - Suitable for environments with a high content of chlorine, sulfur dioxide, high humidity with salt on the coast and on the high seas.
- INOX AISI 304** - przeznaczone dla środowiska bez dwutlenku siarki oraz chloru
INOX AISI 316 - przeznaczone dla środowiska o wysokiej zawartości dwutlenku siarki oraz chloru, wysokiej wilgotności oraz w regionach nadmorskie
INOX S.S. 2205 - Nadaje się do środowisk o wysokiej zawartości chloru, dwutlenku siarki, o wysokiej wilgotności, o dużym zasoleniu, w strefach nadmorskich, lub w bezpośrednim kontakcie z wodą morską.
- INOX AISI 304** - alkalmazható olyan környezetben, ahol nincs klór és kén-dioxid terhelés
INOX AISI 316 - alkalmazható olyan környezetben, ahol magas a klór-, vagy kén-dioxid terhelés, magas a páratartalom, tengerparti régiókban
INOX S.S. 2205 - „Alkalmazható magas klór-, kén-dioxid-, sós nedvességtartalmú környezetben, valamint tengerparton és a nyílt tengeren”.
- INOX AISI 304** - geeignet in Umgebung ohne Chlor und Schwefeldioxid
INOX AISI 316 - geeignet in Umgebung mit einem hohen Gehalt an Chlor, Schwefeldioxid oder in Umgebung mit hoher Luftfeuchtigkeit, in Küstenregionen
INOX S.S. 2205 - geeignet für Umgebungen mit hohem Gehalt an Chlor, Schwefeldioxid und hoher Luftfeuchtigkeit mit Salz an der Küste und auf hoher See
- INOX AISI 304** - Convenable pour les environnements sans chlore et/ ou bioxyde de soufre
INOX AISI 316 - Convenable pour les environnements avec un contenu élevé de chlore et/ ou de bioxyde de soufre, une grande humidité, régions maritimes
INOX S.S. 2205 - Convenable au milieu avec un contenu élevé du dioxyde de soufre, ainsi qu'au milieu humide contenant du sel, tel que le bord de mer ou la mer ouverte.

TEST / CERTIFICATE						
					TESTED BY	

© právo na technické, tvarové a rozmerové zmeny vyhradené/ rights to technical, shape and dimensional changes reserved