



PENCERE & KAPI SİSTEMLERİ

We continue our 20-year-old adventure with the vision of pioneering and presenting innovative solutions in the field of window and door systems by providing millions of secure and comfortable applications throughout the whole world.

Do you think it is easy? We carry the burden of a home and we become a part of the family with our high technology in addition to being just a part of a window.

We start our production process by saying "It is good to be cautious". We think about each and every possibility without tiring while developing and testing.

Being resilient against dangers, rain and the noise of the city requires quality, trust, mastery...
Requires numerous tests,
Requires experience,
Requires innovative solutions with advanced technology.

Content

Content	4
Window Systems	12
Turn Only System Chart	13
Tilt Stay System Chart	14
Tilt & Turn System Chart	15
Vertical Appliaction	15
Horizontal Appliaction	16
Constant Appliaction	17
Security Appliaction.....	18
Ventiliation Appliaction.....	19
Angular Application.....	20
Tilt First Appliaction	21
Double Sash Turn Only System Chart	22
Double Sash Tilt & Turn System Chart	23
Variable Appliaction.....	23
Constant Appliaction.....	24
Security Appliaction.....	25
Window System Components	26
Tilt & Turn Gear	27
Variable / 7,5.....	27
Constant / 7,5	28
Variable / 15,5.....	29
Constant / 15,5	30
Constant / 15,5	31
Variable / 15,5 / Without Cam	32
Variable / 25.....	33
Variable / 30.....	34
Constant / 30	35
Variable / 35.....	36
Constant / 35	37
Tilt & Turn Locked Door Gear	38
Variable / 25.....	38
Constant / 30	39
Variable / 35.....	40
Constant / 35	41
Turn Only Gear	42
Variable / 7,5.....	42
Variable / 15,5.....	43
Variable / 15,5 / Steel Hub	44
Variable / 20 / For Narrow Profilees	45
Variable / 20.....	46
Variable / 22 / For Narrow Profilees	47
Variable / 22.....	48
Variable / 25 / For Narrow Profilees	49
Variable / 25.....	50
Variable / 30.....	51
Variable / 35.....	52
Double Sash Gear	53
Variable	53
Constant.....	54
Shootbolt	55
Corner Slider	56
Without Cam.....	56
Standart & Security Cam (Single Cam).....	57
Standart & Security Cam (Double Cam).....	58
Standart & Security Cam (Double Cam).....	59
Mini Ventiliation	60
Adjustable Ventiliation.....	61
Short Corner.....	62
Angular	63
Without Trashold.....	64
Screwable.....	65
Standart & Security Cam (Double Sash).....	66
Supplementary Locking	67
Extension Part	68
Cutttable	69
Tilt Locking Mechanism	70
Vertical Appliaction	70
Turn Only Bottom & Top Connection	71

Tilt & Turn Stay Set	73
Tilt First Tilt & Turn	74
Açılı	75
Supplementary Stay	76
Tilt First Supplementary Stay	77
Tilt Stay	78
Center Locking	79
Standart Locking.....	79
Security Locking.....	80
Standart & Security Locking (Extendable)	81
Sash Top Hinge	82
Frame Top Hinge	83
Without Jig	83
With Jig.....	84
Hinge Combinations	85
Sash Bottom Hinge	86
Corner Slide.....	88
Without Trashold.....	89
Frame Bottom Hinge	90
Turn Only Hinge	92
Adjustable & Fixed.....	92
Turn Only Top Hinge	93
Center Rotation	95
Mishandling Device	96
90° & 135° Turn Restrictor	97
Clips & Cam Types	98
Magnetic Clips Types	99
Strikers	100
Cover Caps	101
Hidden Hinge Window System	102
Hidden Hinge Turn Only System Chart	103
Hidden Hinge Tilt Stay System Chart	104
Hidden Hinge Tilt & Turn System Chart	105
Vertical Appliaction	105
Horizontal Appliaction	106
Constant Appliaction	107
Security Appliaction.....	108
Ventilation Appliaction.....	109
Timber Appliaction	110
Tilt First Appliaction.....	111
Hidden Hinge Double Sash Turn Only System Chart	112
Hidden Hinge Double Sash Tilt & Turn System Chart	113
Hidden Hinge Window System Components	114
Hidden Hinge Stay Guide	115
Tilt First.....	116
Hidden Hinge Top Stay Hinge Set	117
Hidden Hinge Tilt First Top Stay Hinge Set	119
Timber	120
Hidden Hinge Sash Bottom Hinge	121
Hidden Hinge 90° Sash Sınırlayıcı	122
Hidden Hinge Frame Bottom Hinge	123
Hidden Hinge Frame Hinge Packers	124
Hidden Hinge Turn Only Top Stay	125
Hidden Hinge Turn Only Top Stay Hinge Set	126
Hidden Hinge Supplementary Stay	127
Hidden Hinge Tilt First Stay	128
Aluminium Window System	129
Aluminium Tilt & Turn System Chart (PVC, 16mm Groove)	130
Aluminium Hinge Tilt & Turn System Chart (PVC, 16mm Groove)	131
Aluminium Turn Only System Chart (Euro Groove)	132
Aluminium Tilt & Turn System Chart (Euro Groove)	133
Vertical Appliaction	133
Horizontal Appliaction	134
Tilt First Appliaction.....	135
Aluminium Double Sash Turn Only System Chart (Euro Groove)	136

Aluminium Turn Only System Chart (Euro Groove)	138
Turn Only Hinge Appliaction	138
Aluminium Double Sash Turn Only System Chart (Euro Groove)	139
Turn Only Hinge Appliaction	139
Aluminium Turn Only System (Euro Groove)	141
Turn Only Appliaction Packing & Content Informaiton	141
Aluminium Window System Components	142
Aluminium Tilt & Turn System (Euro Groove)	143
Vertical Appliaction Packing & Content Informaiton	143
Horizontal Appliaction Packing & Content Informaiton	144
Aluminium Turn Only System (Euro Groove)	145
Packing & Content Informaiton	145
Aluminium Double Sash System (Euro Groove)	146
Packing & Content Informaiton	146
Aluminium Tilt & Turn System (Euro Groove)	147
Tilt First Appliaction Packing & Content Informaiton	147
Tilt First Appliaction Packing & Content Informaiton	148
Aluminium Double Sash Turn Only Hinge Appliaction	149
Packing & Content Informaiton	149
Aluminium Turn Only Hinge Appliaction	150
Packing & Content Informaiton	150
Aluminium Tilt & Turn Stay Set (Euro Groove)	151
Packing & Content Informaiton	151
Aluminium Tilt First Tilt & Turn Stay Set (Euro Groove)	152
Packing & Content Informaiton	152
Aluminium Corner Slider Set (Euro Groove)	153
Aluminium System (Euro Groove)	154
Optional Packings & Components	154
Optional Packings & Components	155
Optional Packings & Components	156
Aluminium Supplemantary Stay (Euro Groove) (Optional)	157
Aluminium Tilt & Turn System (PVC, 16mm Groove)	158
PVC Groove Top and Bottom Hinge	158
PVC Groove Weight Supporter	159
Timber Window System	160
Timber Tilt & Turn System Chart	161
Timber Double Sash Tilt & Turn System Chart	162
Constant / Timber 7-8-4 Appliaction	162
Timber Window System Components	163
Timber Double Sash Gear	164
Constant (Timber 7-8-4)	164
Timber Shootbolt	165
Timber Sash Top Hinge	166
Timber Frame Top Hinge	167
Timber Sash Bottom Hinge	169
Corner Slide	169
Timber Sash Bottom Hinge	170
Timber Frame Bottom Hinge	171
Timber Turn Only Hinge	172
Timber Turn Only Top Hinge	173
Timber Center Rotation	174
Sliding Systems	175
Sliding System Chart	177
One Sash Appliaction	177
Double Sash Appliaction	178
One point Locking Appliaction	179
Extendable Appliaction	180
Sliding System Components	181
Sliding Gear	182
Variable / 7,5	182
Variable / 7,5	183
Variable / 7,5	184
Variable / 15,5	185
Variable / 15,5	186
Variable / 15,5 / Zamac Hub	187
Variable / 25	188

Variable / 35.....	189
One point Lock Sliding Gear.....	190
Sliding Frame Gear.....	191
Sliding Frame Locking.....	192
Sliding Frame Locking Sash Lifting & Stopper.....	193
Locked Sliding Gear.....	194
Variable / 15,5.....	194
17-92 Axis.....	196
Sliding Rollers.....	198
Sliding Roller Top & Side Packers.....	199
Sliding Gear Packers.....	200
Sliding Extension Part.....	201
Steel Cam.....	202
Parallel Tilt&Slide System.....	203
Parallel Tilt&Slide System Chart.....	204
Single Sash Application.....	204
Double Sash Application.....	205
Aluminium Application.....	206
Parallel Tilt&Slide (Euro Groove) & With Handle.....	207
Packing & Contents.....	207
Parallel Tilt&Slide (Euro Groove) & Handle Transmitter.....	208
Packing & Contents.....	208
Parallel Tilt&Slide Double Sash (Euro Groove).....	209
130 Kg Handle Transmitter System.....	209
Parallel Tilt&Slide Tek Sash (Euro Groove).....	210
130 Kg Handle Transmitter System.....	210
Parallel Tilt&Slide Double Sash (Euro Groove).....	211
130 Kg With Handle System.....	211
Parallel Tilt&Slide Tek Sash (Euro Groove).....	212
130 Kg With Handle System.....	212
Parallel Tilt&Slide System Components.....	213
Parallel Tilt&Slide System.....	214
PVC Application Contents.....	214
PVC Application Packing & Contents.....	215
Aluminium Application Contents.....	216
Aluminium Application Packing & Contents.....	217
Automatic Gear Bottom Connection.....	218
Top Connection.....	219
Connection Gear.....	220
Fold & Slide System.....	221
Fold & Slide System Chart.....	222
Diagram 431 [3 left, 1 right opening Sash System].....	222
Low Trashold Fold & Slide System Chart.....	223
Fold & Slide (Euro Groove).....	224
System Details [Example: Diagram 431] [Turn Only System].....	224
System Details [Example: Diagram 431] [Tilt & Turn System - Vertical Application].....	225
System Details [Example: Diagram 431] [Tilt & Turn System - Horizontal Application].....	226
Fold & Slide System Components.....	227
Fold & Slide System.....	228
Packing & Contents.....	228
Low Trashold Fold & Slide System.....	229
Packing & Contents.....	229
Fold & Slide Bogie Set.....	230
Fold & Slide Hinge Set.....	231
Fold & Slide Rail Set.....	232
Low Trashold Fold & Slide Rail Set.....	233
Fold & Slide Rail Set (Euro Groove).....	234
Fold & Slide Sash Retain.....	235
Lift & Slide System.....	236
Lift & Slide System Chart.....	237
300 kg.....	237
400 kg.....	238
Double Sash Application.....	239
Double Sash Application.....	240
Lift & Slide Gear.....	242

Lift & Slide Bogie Set.....	243
Lift & Slide Packers Set.....	244
Lift & Slide Without Trashold Appliaction System Packers.....	245
Lift & Slide Strikers.....	246
Lift & Slide Front Guide Set.....	247
Lift & Slide Connecting Rod.....	248
Lift & Slide Bottom Guide.....	249
Lift & Slide Stöplayıcı.....	250
Lift & Slide Handle.....	251
Lift & Slide Packer List.....	252
Door Systems.....	253
Locked Door Gear.....	254
Lever Operated / 25 - 85&92 / Latch.....	254
Lever Operated / 35 -85&92 / Latch.....	255
Lever Operated / 45 - 85&92 / Latch.....	256
Lever Operated / 25 - 85&92 / Latch & Deadbolt.....	257
Lever Operated / 35 - 85&92 / Latch & Deadbolt.....	258
Lever Operated / 45 - 85&92 / Latch & Deadbolt.....	259
Lever Operated / Cuttable / 25 - 85&92 / Latch.....	260
Lever Operated / Cuttable / 35 - 85&92 / Latch.....	261
Lever Operated / Cuttable / 45 - 85&92 / Latch.....	262
Lever Operated / Cuttable / 25 - 85&92 / Latch & Deadbolt.....	263
Lever Operated / Cuttable / 35 - 85&92 / Latch & Deadbolt.....	264
Lever Operated / Cuttable / 45 - 85&92 / Latch & Deadbolt.....	265
Lever Operated / Cuttable 25 - 85&92 / Latch.....	266
Lever Operated / Cuttable / 35 - 85&92 / Latch.....	267
Lever Operated / Cuttable / 45 - 85&92 / Latch.....	268
Lever Operated / Cuttable / 25 - 85&92 / Latch & Deadbolt.....	269
Lever Operated / Cuttable / 25 - 85&92 / Latch & Deadbolt.....	270
Lever Operated / Cuttable / 35 - 85&92 / Latch & Deadbolt.....	271
Lever Operated / Cuttable / 25 - 85&92 / Latch & Deadbolt.....	272
Lever Operated / Cuttable / 35 - 85&92 / Latch & Deadbolt.....	273
Lever Operated / Cuttable / 35 - 85&92 / Latch.....	274
Lever Operated / Cuttable / 45 - 85&92 / Latch & Deadbolt.....	275
Lever Operated / Hookbolt / Cuttable / 25 - 85&92 / Latch ve Latch & Deadbolt.....	276
Lever Operated / Hookbolt / Cuttable / 35 - 85&92 / Latch & Deadbolt.....	277
Lever Operated / Hookbolt / Cuttable / 25 - 85&92 / Latch ve Latch & Deadbolt / 13mm Shootbolt.....	278
Lever Operated / Hookbolt / Cuttable / 35 - 85&92 / Latch ve Latch & Deadbolt / 13mm Shootbolt.....	279
Lever Operated / Hookbolt / Cuttable / 45 - 85&92 / Latch ve Latch & Deadbolt.....	280
Lever Operated / Hookbolt / Cuttable / 25 - 85&92 / Latch ve Latch & Deadbolt.....	281
Lever Operated / Hookbolt / Cuttable / 35 - 85&92 / Latch ve Latch & Deadbolt.....	282
Lever Operated / Hookbolt / Cuttable / 45 - 85&92 / Latch ve Latch & Deadbolt.....	283
WC Locked Door Gear.....	284
Lever Operated / 25&35 - 85 / Latch.....	284
Lever Operated / 25&35 - 85 / Latch & Deadbolt.....	285
Locked Door Gear.....	286
Key Operated / 35 - 85&92 / Latch & Deadbolt.....	286
Key Operated / 35 - 85&92 / Latch & Deadbolt.....	287
Key Operated / 35 - 85&92 / Roller & Deadbolt.....	288
Key Operated / Hookbolt / 35 - 85&92 / Latch & Deadbolt.....	289
Key Operated / Hookbolt / 35 - 85&92 / Latch & Deadbolt.....	290
WC Locked Door Gear.....	291
Key Operated / 35 - 85&92 / Roller & Deadbolt.....	291
Plastic Case Locked Door Gear.....	292
25 - 85&92 / Latch.....	292
28 - 85&92 / Latch.....	293
35 - 85&92 / Latch.....	294
25 - 85&92 / Latch & Deadbolt.....	295
28 - 85&92 / Latch & Deadbolt.....	296
35 - 85&92 / Latch & Deadbolt.....	297
WC Plastic Case Locked Door Gear.....	298
25 - 85&92 / Latch.....	298
28 - 85&92 / Latch.....	299
35 - 85&92 / Latch.....	300
25 - 85&92 / Latch & Deadbolt.....	301
28 - 85&92 / Latch & Deadbolt.....	302
WC Plastic Case Locked Door Gear.....	303
35 - 85&92 / Latch & Deadbolt.....	303
Cutttable / 25 - 85&92 / Latch.....	304
Plastic Case Locked Door Gear.....	305
Cutttable / 28 - 85&92 / Latch.....	305
Cutttable / 35 - 85&92 / Latch.....	306

Cuttable / 25 - 85&92 / Latch	307
Cuttable / 28 - 85&92 / Latch	308
Cuttable / 35 - 85&92 / Latch	309
Cuttable / 25 - 85&92 / Latch & Deadbolt	310
Cuttable / 28 - 85&92 / Latch & Deadbolt	311
Cuttable / 35 - 85&92 / Latch & Deadbolt	312
Cuttable / 25 - 85&92 / Latch & Deadbolt	313
Cuttable / 28 - 85&92 / Latch & Deadbolt	314
Cuttable / 35 - 85&92 / Latch & Deadbolt (1970-2200)	315
Double Sash Gear	316
Door Appliaction	316
Door Appliaction	317
Aluminium Locked Door Gear	318
Lever Operated / Latch - Latch&Deadbolt / Faceplate 22mm Stainles	318
Lever Operated / Latch - Latch&Deadbolt / Faceplate 22mm Stainles	319
Mortice Lock.....	320
Mortice Lock.....	321
Latch & Deadbolt / Faceplate 16mm	321
Latch & Deadbolt / Faceplate 23mm	322
WC Mortice Lock	323
Latch & Deadbolt or Latch / Faceplate 16mm	323
Latch & Deadbolt or Latch / Faceplate 23mm	324
Mortice Lock.....	325
Roller & Deadbolt / Faceplate 16mm	325
Roller & Deadbolt / Faceplate 23mm	326
Plastic Case Mortice Lock	327
Latch & Deadbolt / Faceplate 16mm	327
WC Plastic Case Mortice Lock.....	328
Latch & Deadbolt / Faceplate 16mm	328
Latch & Deadbolt / Faceplate 23mm	329
Latch & Deadbolt / Faceplate 23mm	330
Door System Components.....	331
Door Strikers.....	332
Hookbolt	333
90 mm Turn Only Hinge.....	334
3D Adjustable Door Hinge	335
Door Handle.....	338
Aluminium	338
Sliding Handle.....	339
Door Handle.....	341
Jigs & Tools	342
Assembly Jigs	343
Hidden Hinge	345
Aluminium System (Euro Groove)	346
Parallel Tilt&Slide	347
Fold & Slide	348
Striker Jigs	349
Turn Only System Striker Jigs	350
Assembly Assistive Tools	351
3D Hinge Jigs.....	352
General Informaiton.....	353
Striker Assembly Appliactions	354
Variable Vertical Striker Appliactions	354
Variable Horizontal Striker Appliactions	355
Constant Horizontal Striker Appliactions	356
Turn Only Appliactions.....	357
Paralel Sliding Striker Appliactions / Left.....	358
Paralel Sliding Striker Appliactions / Right.....	359
Diagram	360
Turn Only System	360
Tilt & Turn System	361
Double Sash System	362
Diagram	363
Angular Window	363
Parallel Tilt&Slide System	364
Maintenance & Settings	365
Tilt & Turn System	365
Hidden Hinge Tilt & Turn System.....	366

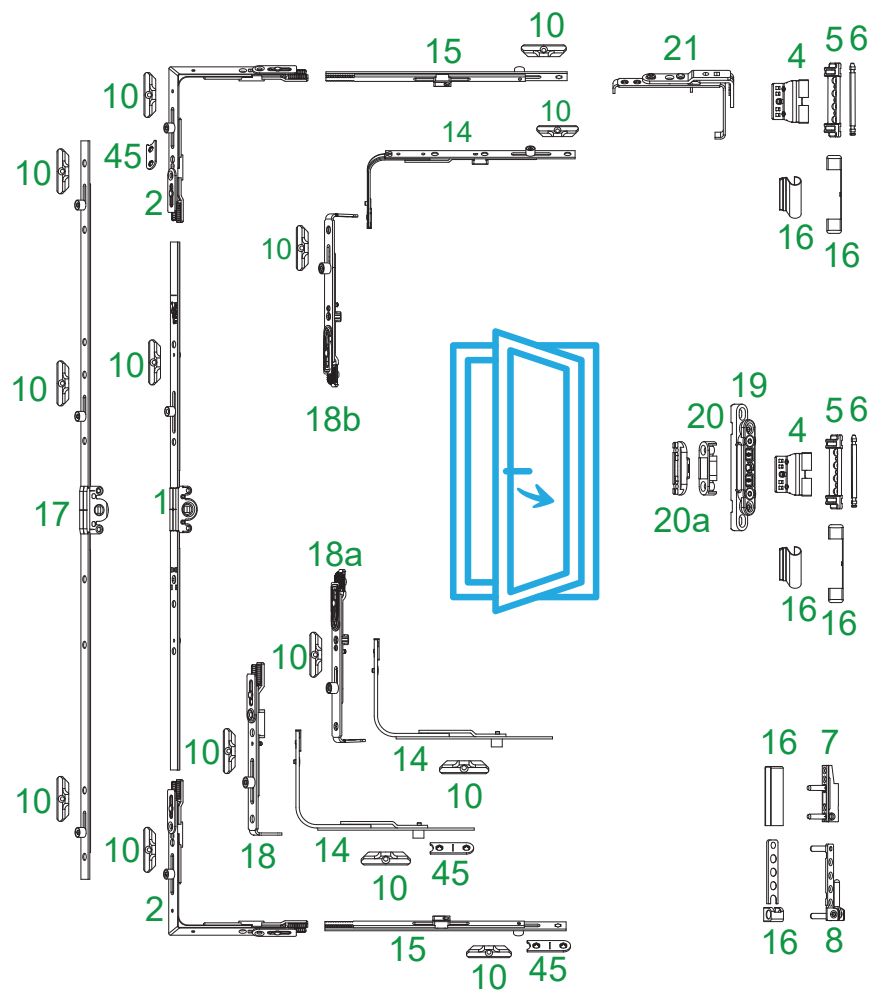
Hidden Hinge Turn Only System.....	367
Assembly Applications	368
Handle Movement.....	368
Jig Instruction.....	369
PVC Profile Section Information.....	370
Aluminium Profile Section Information.....	371
Timber Profile Section Information.....	372
Striker List	373
Striker List	374
Window Set (PVC).....	374
Window Set (Timber & Aluminium).....	380
Door Set(PVC).....	381
Door Set (Timber & Aluminium).....	385
Certificates	386
TS EN 13126-8.....	387
TS EN 13126-4.....	388
TS EN 13126-3.....	389
TS EN 1906.....	390
TS EN 12209.....	391
TS EN 1935.....	392
ISO 9001:2015 TÜRKAK.....	393
ISO 9001:2015 DAKKS.....	394
ISO 14001:2015.....	395
OKSAS 18001:2007.....	396
ISO 10002:2018.....	397
Certificate / EC Declaration of Conformity.....	398
RAL-GZ 607/3.....	399
RAL-GZ 607/3.....	400
IFT Rosenheim QM 328 EN 13126.....	401
IFT Rosenheim QM 347 EN 13126.....	402
Gost R 12.2.0003 - 91.....	403
Gost R 3077 - 538.....	404
Gost R 5098 - 538.....	405
Gost R 30777 - 538.....	406
Ukraine Sepro 8301.....	407
Ukraine Sepro 8302.....	408
PfB EN 1627 Burglar Resistance RC2.....	409
Window & Door Opening Types	411
Abbreviations	412

Window Systems

Turn Only System Chart



1	T&T Gear	page 27-41
2	Corner Slider	page 56-66
4	Sash Top Hinge	page 82
5	Frame Top Hinge	page 83-85
6	Hinge Cam	page 83-85
7	Sash Bottom Hinge	page 86-89
8	Frame Bottom Hinge	page 90-91
10	Strikers	page 100
14	Center Locking	page 79-81
14	Supplementary Locking	page 67
16	Cover Caps	page 101
17	TO Gear	page 42-53
18	TO Bottom and Top Mechanism	page 71-72
18a	90° Turn Only Bottom Locking	page 71-72
18b	90° Turn Only Top Locking	page 71-72
19	Turn Only Hinge	page 92
20	Center Rotation Sash Part	page 95
20a	Center Rotation Sash Part	page 95
21	TO Stay Hinge	page 93-94
45	90° Turn Restrictor	page 97

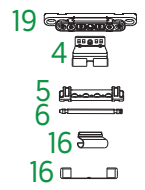
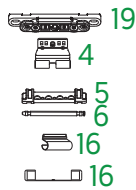
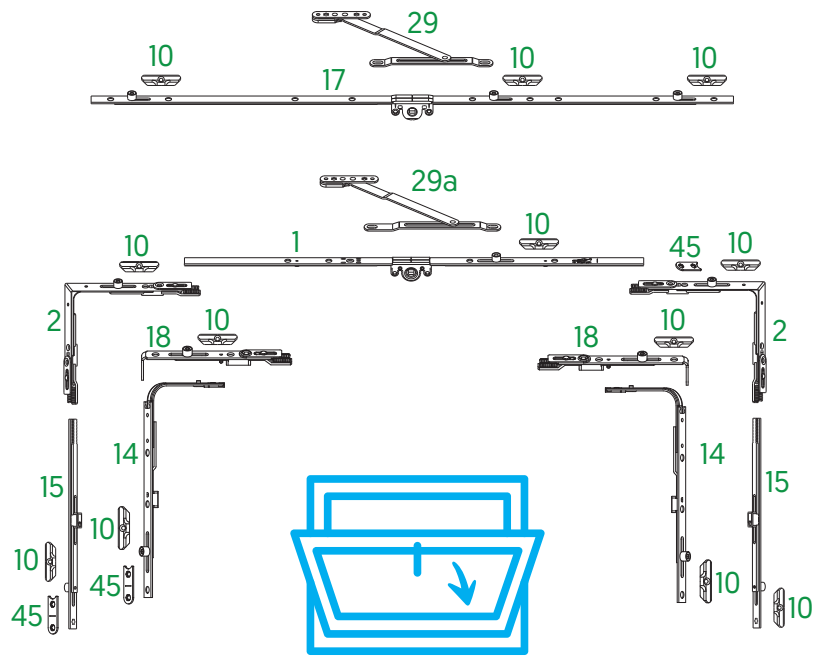


Range of Use

Sash Rectangular Width	280-1600mm
Sash Rectangular Height	380-2400mm
Sash Weight	maks.130 kg

Tilt Stay System Chart

1	T&T Gear	page 27-41
2	Corner Slider	page 56-66
4	Sash Top Hinge	page 82
5	Frame Top Hinge	page 83-85
6	Hinge Cam	page 83-85
10	Strikers	page 100
14	Center Locking	page 79-81
15	Supplementary Locking	page 67
16	Cover Caps	page 101
17	TO Gear	page 42-53
18	TO Bottom and Top Mechanism	page 71-72
19	Turn Only Hinge	page 92
29	Tilt Stay	page 78
29a	Tilt Stay	page 78
45	90° Turn Restrictor	page 97



Range of Use

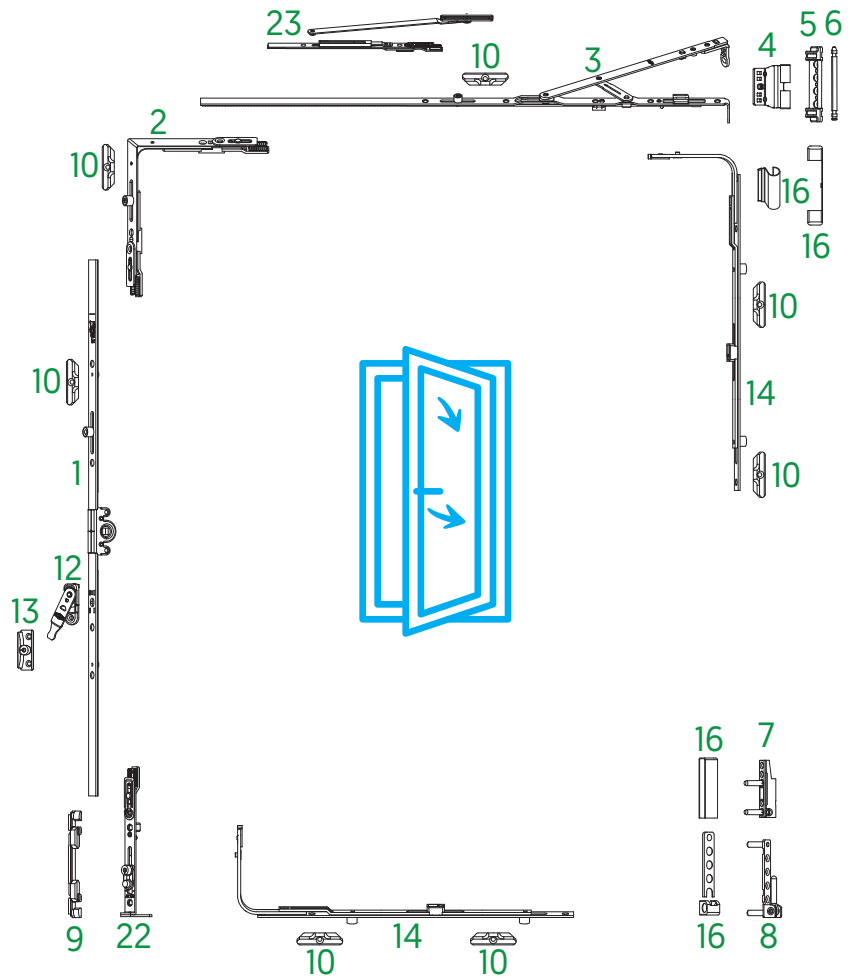
Sash Rectangular Width	maks.1200 mm
Sash Rectangular Height	maks.1000 mm
Sash Weight	maks.50 kg

Tilt & Turn System Chart

Vertical Appliaction



1	T&T Gear	page 27-41
2	Corner Slider	page 56-66
3	Tilt & Turn Stay Set	page 73
4	Sash Top Hinge	page 82
5	Frame Top Hinge	page 83-85
6	Hinge Cam	page 83-85
7	Sash Bottom Hinge	page 86-89
8	Frame Bottom Hinge	page 90-91
9	T&T Striker	page 100
10	Strikers	page 100
12	Mishandling Device	page 96
13	Mishandling Device Striker	page 100
14	Center Locking	page 79-81
16	Cover Caps	page 101
22	Tilt Locking Mechanism	page 70
23	Secondary Stay	page 76



*Corner Slider usage chart according to dimension

A - Standart Corner Slider.

B - Short Corner Slider.

N - Nonapplicable Dimension.

KLE			
		280-350	351-1600
KLB	380-450	N	B
	451-2400	B	A

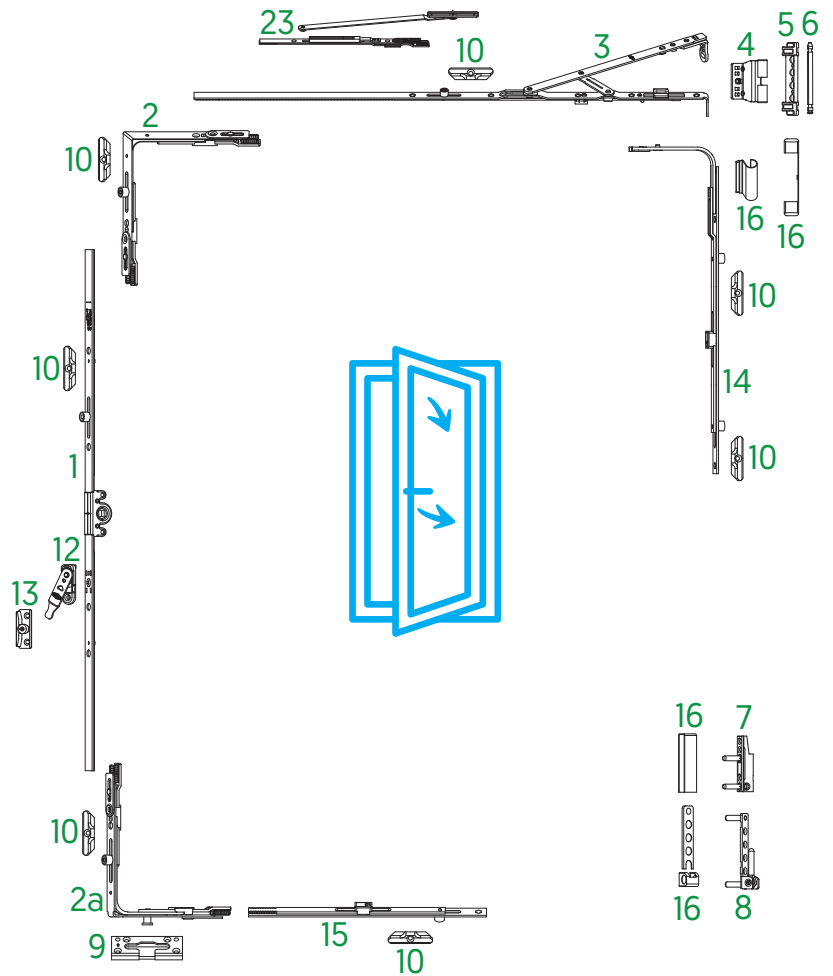
Range of Use

Sash Rectangular Width	280-1600mm*
Sash Rectangular Height	380-2400mm*
Sash Weight	maks.130 kg

Tilt & Turn System Chart

Horizontal Appliaction

1	T&T Gear	page 27-41
2	Corner Slider	page 56-66
2a	Security Corner Slider	page 60-61
3	Tilt & Turn Stay Set	page 73
4	Sash Top Hinge	page 82
5	Frame Top Hinge	page 83-85
6	Hinge Cam	page 83-85
7	Sash Bottom Hinge	page 86-89
8	Frame Bottom Hinge	page 90-91
9	T&T Striker	page 100
10	Strikers	page 100
12	Mishandling Device	page 96
13	Mishandling Device Striker	page 100
14	Center Locking	page 79-81
15	Supplementary Locking	page 67
16	Cover Caps	page 101
23	Secondary Stay	page 76



*Corner Slider usage chart according to dimension

A - Standart Corner Slider.

B - Short Corner Slider.

N - Nonapplicable Dimension.

KLE			
		280-350	351-1600
KLB	380-450	N	B
	451-2400	B	A

Range of Use

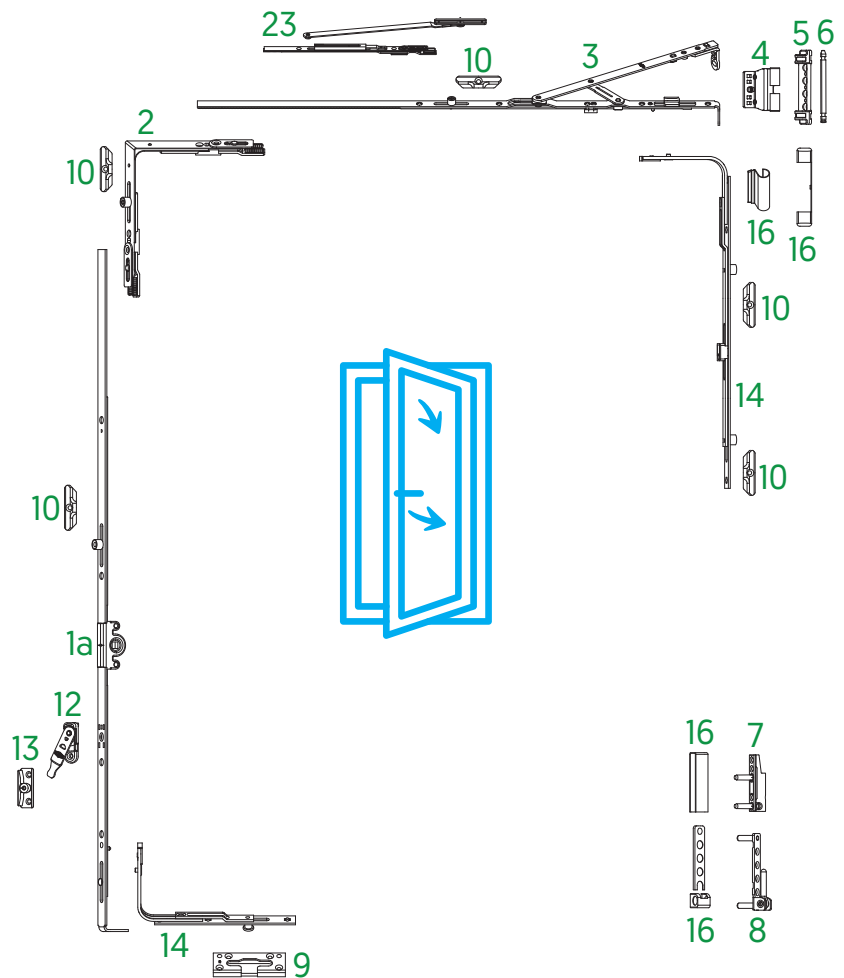
Sash Rectangular Width	280-1600mm*
Sash Rectangular Height	380-2400mm*
Sash Weight	maks.130 kg

Tilt & Turn System Chart



Constant Application

1a	T&T Gear	page 27-41
2	Corner Slider	page 56-66
3	Tilt & Turn Stay Set	page 73
4	Sash Top Hinge	page 82
5	Frame Top Hinge	page 83-85
6	Hinge Cam	page 83-85
7	Sash Bottom Hinge	page 86-89
8	Frame Bottom Hinge	page 90-91
9	T&T Striker	page 100
10	Strikers	page 100
12	Mishandling Device	page 96
13	Mishandling Device Striker	page 100
14	Center Locking	page 79-81
16	Cover Caps	page 101
23	Secondary Stay	page 76



*Corner Slider usage chart according to dimension

A - Standart Corner Slider.

B - Short Corner Slider.

N - Nonapplicable Dimension.

KLE			
		280-350	351-1600
KLB	380-450	N	B
	451-2400	B	A

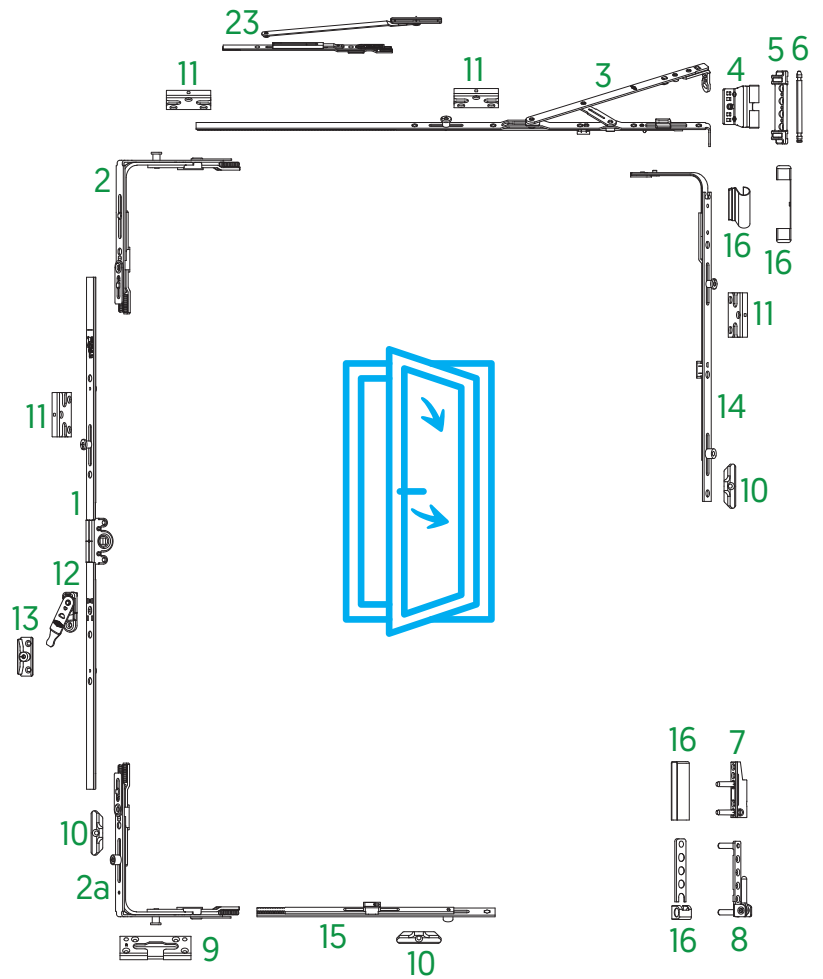
Range of Use

Sash Rectangular Width	280-1600mm*
Sash Rectangular Height	400-2350mm*
Sash Weight	maks.130 kg

Tilt & Turn System Chart

Security Appliaction

1	T&T Gear	page 27-41
2	Corner Slider	page 56-66
2a	Security Corner Slider	page 56-66
3	Tilt & Turn Stay Set	page 73
4	Sash Top Hinge	page 82
5	Frame Top Hinge	page 83-85
6	Hinge Cam	page 83-85
7	Sash Bottom Hinge	page 86-89
8	Frame Bottom Hinge	page 90-91
9	T&T Striker	page 100
10	Strikers	page 100
11	Security Cam Striker	page 100
12	Mishandling Device	page 96
13	Mishandling Device Striker	page 100
14	Center Locking	page 79-81
15	Supplementary Locking	page 67
16	Cover Caps	page 101
23	Secondary Stay	page 76



*Corner Slider usage chart according to dimension

A - Standart Corner Slider.

B - Short Corner Slider.

N - Nonapplicable Dimension.

		KLE	
		280-350	351-1600
KLB	380-450	N	B
	451-2400	B	A

Range of Use

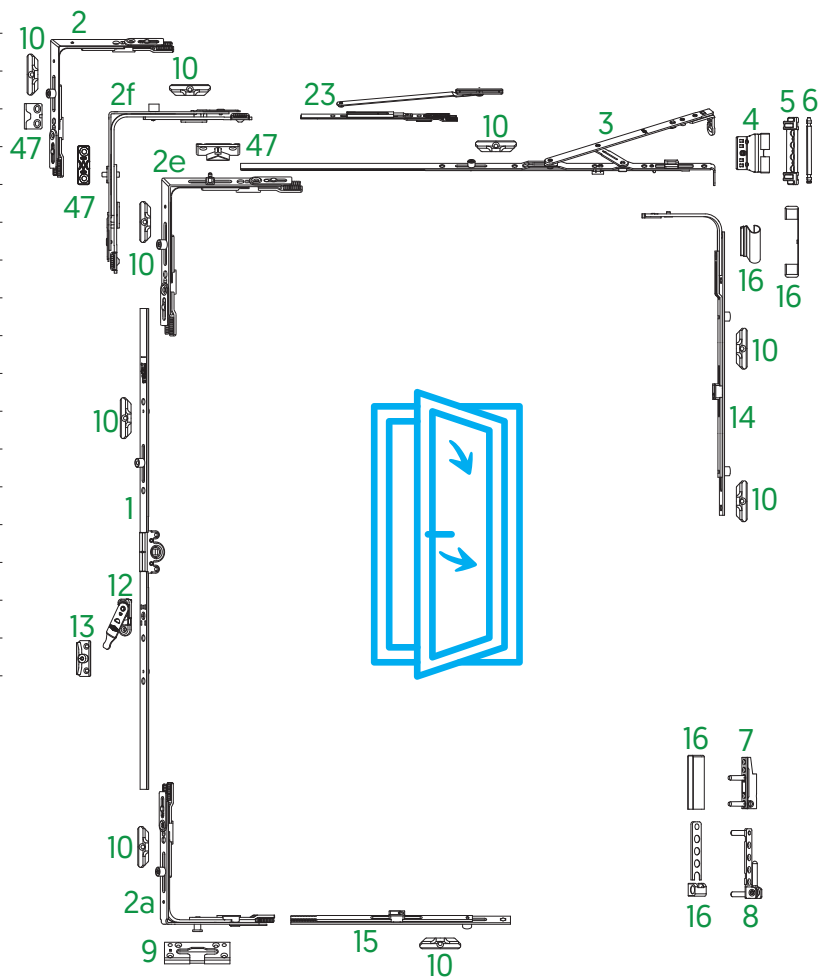
Sash Rectangular Width	280-1600mm*
Sash Rectangular Height	380-2400mm*
Sash Weight	maks.130 kg

Tilt & Turn System Chart



Ventilation Application

1	T&T Gear	page 27-41
2	Corner Slider	page 56-66
2a	Security Corner Slider	page 56-66
2e	Corner Slider (Ventilation)	page 60
2f	Corner Slider (Adjustable Vent.)	page 61
3	Tilt & Turn Stay Set	page 73
4	Sash Top Hinge	page 82
5	Frame Top Hinge	page 83-85
6	Hinge Cam	page 83-85
7	Sash Bottom Hinge	page 86-89
8	Frame Bottom Hinge	page 90-91
9	T&T Striker	page 100
10	Strikers	page 100
12	Mishandling Device	page 96
13	Mishandling Device Striker	page 100
14	Center Locking	page 79-81
15	Supplementary Locking	page 67
16	Cover Caps	page 101
23	Secondary Stay	page 76
47	Ventilation Strikers	page 100



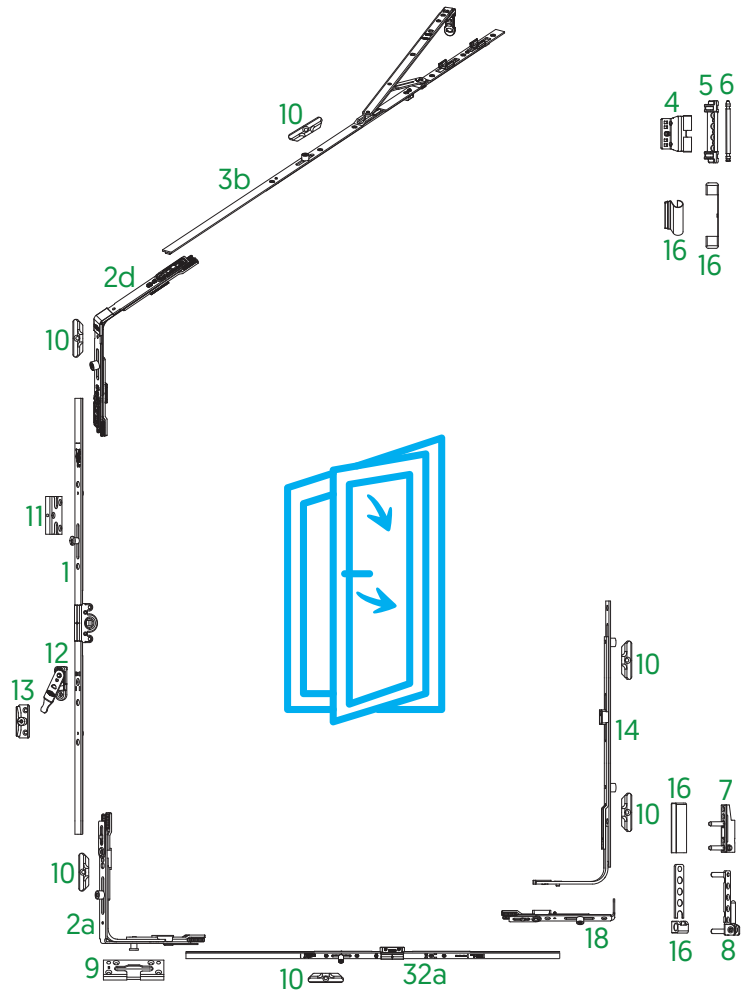
Range of Use

Sash Rectangular Width	350-1600mm*
Sash Rectangular Height	450-2400mm*
Sash Weight	maks.130 kg

Tilt & Turn System Chart

Angular Application

1	T&T Gear	page 27-41
2a	Security Corner Slider	page 60-61
2d	Corner Slider (Angular Window)	page 63
3b	Tilt & Turn Stay Set (Angular Window)	page 73
4	Sash Top Hinge	page 82
5	Frame Top Hinge	page 83-85
6	Hinge Cam	page 83-85
7	Sash Bottom Hinge	page 86-89
8	Frame Bottom Hinge	page 90-91
9	T&T Striker	page 100
10	Strikers	page 100
11	Security Cam Striker	page 100
12	Mishandling Device	page 96
13	Mishandling Device Striker	page 100
14	Center Locking	page 79-81
16	Cover Caps	page 101
18	TO Bottom and Top Mechanism	page 71-72
32a	Connection Gear (Vertical)	page 220



Range of Use

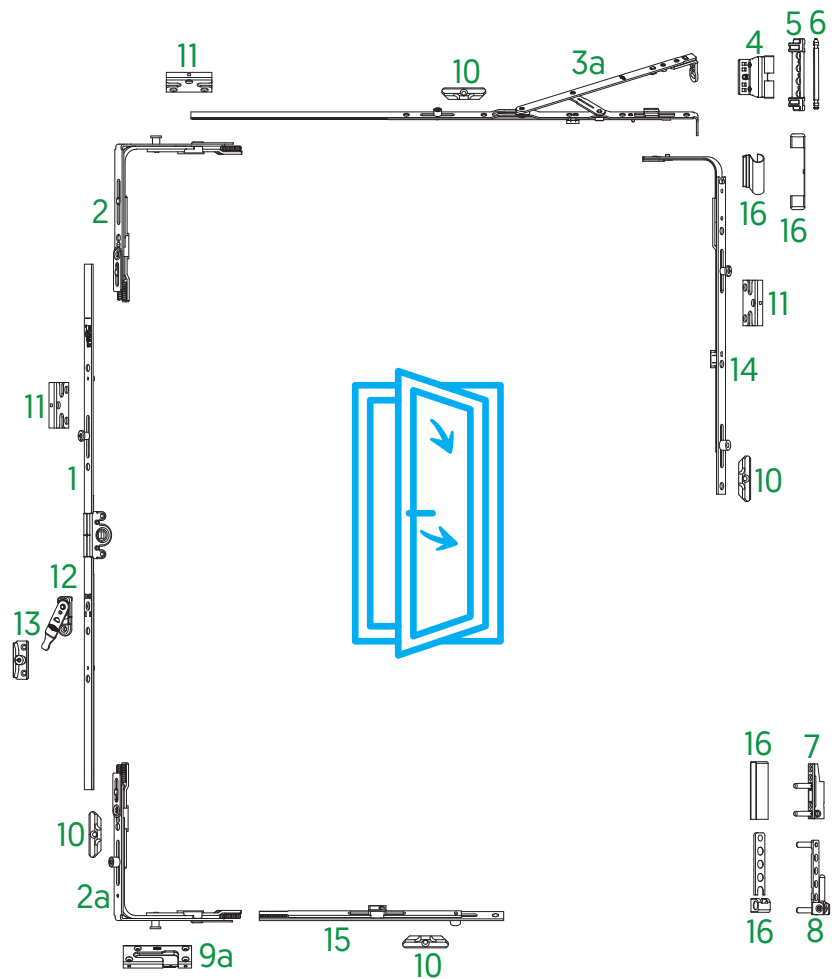
Sash Rectangular Width	730-1700 mm*
Sash Rectangular Height	710-2000 mm*
Sash Weight	maks. 100 kg

Tilt & Turn System Chart



Tilt First Application

1	T&T Gear	page 27-41
2	Corner Slider	page 56-66
2a	Security Corner Slider	page 60-61
3a	Tilt & Turn Stay Set (Tilt First Application)	page 76
4	Sash Top Hinge	page 82
5	Frame Top Hinge	page 83-85
6	Hinge Cam	page 83-85
7	Sash Bottom Hinge	page 86-89
8	Frame Bottom Hinge	page 90-91
9a	T&T Striker	page 100
10	Strikers	page 100
11	Security Cam Striker	page 100
12	Mishandling Device	page 96
13	Mishandling Device Striker	page 100
14	Center Locking	page 79-81
15	Supplementary Locking	page 67
16	Cover Caps	page 101



*Corner Slider usage chart according to dimension

A - Standard Corner Slider.

B - Short Corner Slider.

N - Nonapplicable Dimension.

KLE			
		280-350	351-1600
KLB	380-450	N	B
	451-2400	B	A

Range of Use

Sash Rectangular Width	280-1600mm*
Sash Rectangular Height	380-2400mm*
Sash Weight	maks. 130 kg

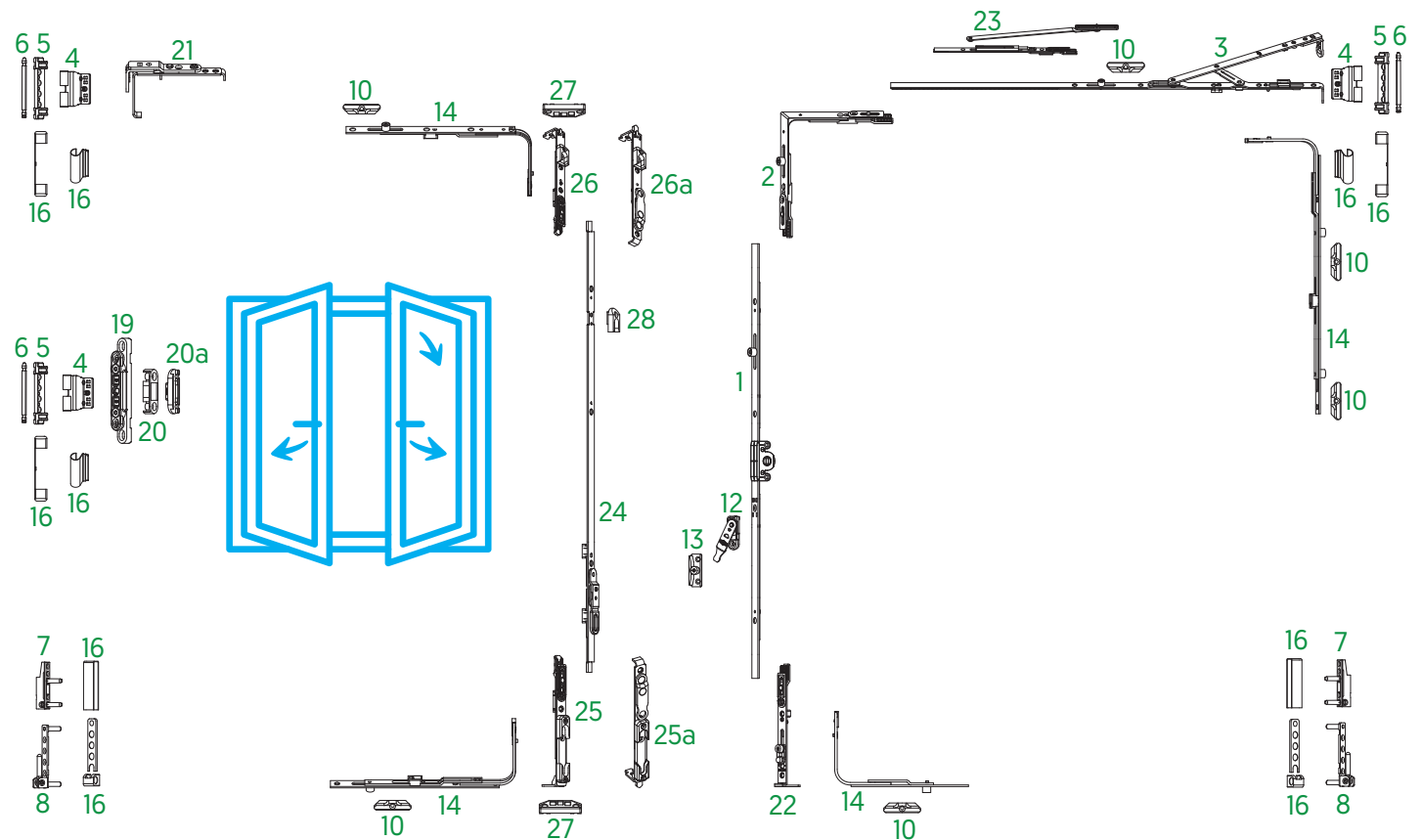
Double Sash Tilt & Turn System Chart



Variable Appliaction

1	T&T Gear	page 27-41
2	Corner Slider	page 56-66
3	Tilt & Turn Stay Set	page 73
4	Sash Top Hinge	page 82
5	Frame Top Hinge	page 83-85
6	Hinge Cam	page 83-85
7	Sash Bottom Hinge	page 86-89
8	Frame Bottom Hinge	page 90-91
10	Strikers	page 100
12	Mishandling Device	page 96
13	Mishandling Device Striker	page 100
14	Center Locking	page 79-81
16	Cover Caps	page 101

19	Turn Only Hinge	page 88
20	Center Rotation Sash Part	page 95
20a	Center Rotation Frame Part	page 95
21	TO Stay Hinge	page 93-94
22	Tilt Locking Mechanism	page 72
23	Secondary Stay	page 78
24	Double Sash Gear	page 55-56
25	Double Sash Gear Bottom Shootbolt	page 57
25a	Bottom Shootbolt	page 57
26	Double Sash Gear Top Shootbolt	page 57
26a	Top Shootbolt	page 57
27	Shootbolt Striker	page 100
28	Double Sash Gear Striker	page 100



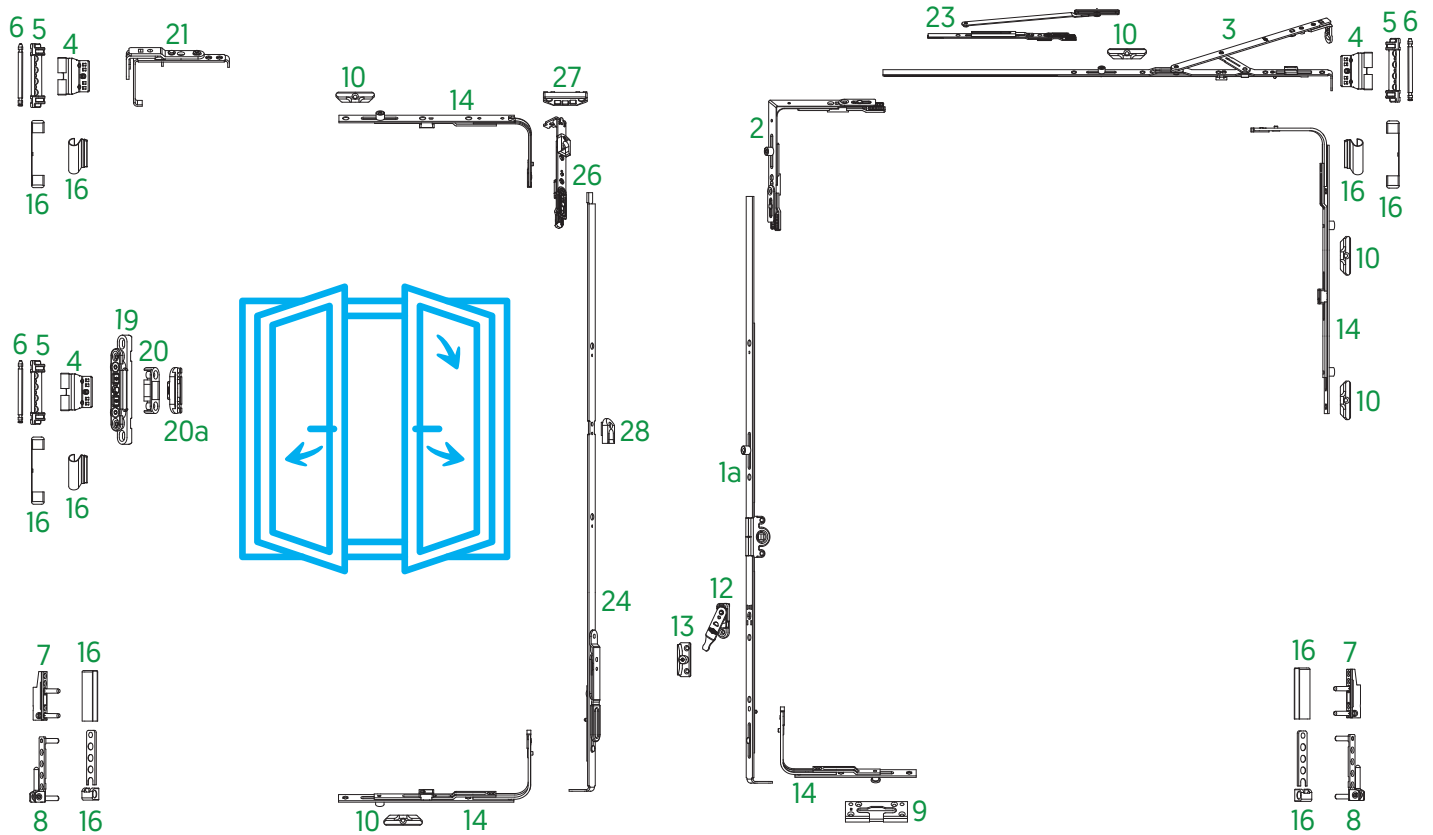
Range of Use

Sash Rectangular Width	280-1600mm*
Sash Rectangular Height	540-2400mm*
Sash Weight	maks.130 kg

Double Sash Tilt & Turn System Chart

Constant Appliaction

1a	T&T Gear	page 27-41	14	Center Locking	page 79-81
2	Corner Slider	page 56-66	16	Cover Caps	page 101
3	Tilt & Turn Stay Set	page 73	19	Turn Only Hinge	page 88
4	Sash Top Hinge	page 82	20	Center Rotation Sash Part	page 95
5	Frame Top Hinge	page 83-85	20a	Center Rotation Frame Part	page 95
6	Hinge Cam	page 83-85	21	T0 Stay Hinge	page 93-94
7	Sash Bottom Hinge	page 86-89	23	Secondary Stay	page 78
8	Frame Bottom Hinge	page 90-91	24	Double Sash Gear	page 55-56
9	T&T Striker	page 100	26	Top Shootbolt	page 57
10	Strikers	page 100	27	Shootbolt Striker	page 100
12	Mishandling Device	page 96	28	Double Sash Gear Striker	page 100
13	Mishandling Device Striker	page 100			



Range of Use

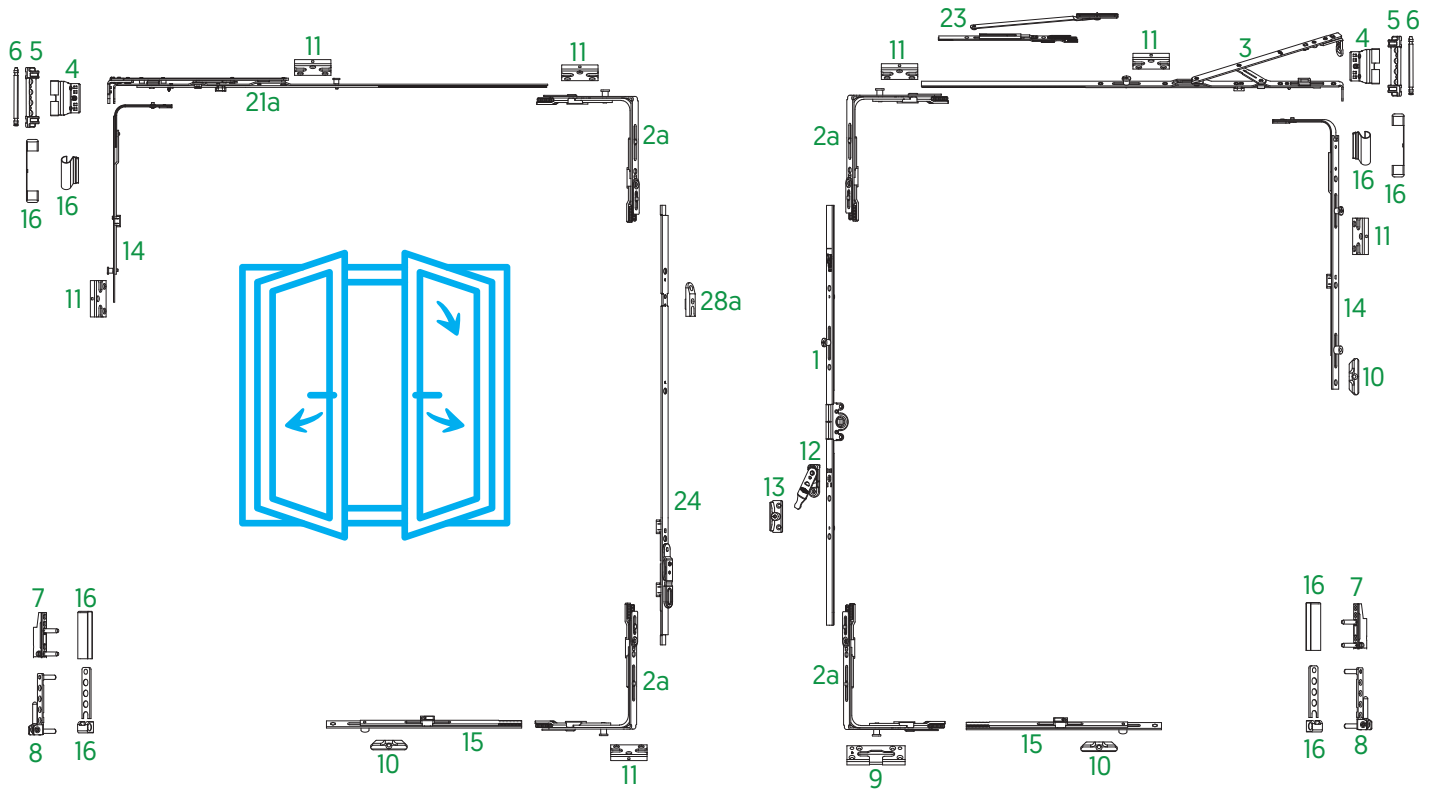
Sash Rectangular Width	280-1600mm*
Sash Rectangular Height	480-2350mm*
Sash Weight	maks.130 kg

Double Sash Tilt & Turn System Chart



Security Application

1	T&T Gear	page 27-41	11	Security Cam Striker	page 100
2a	Security Corner Slider	page 60-61	12	Mishandling Device	page 96
3	Tilt & Turn Stay Set	page 73	13	Mishandling Device Striker	page 100
4	Sash Top Hinge	page 82	14	Center Locking	page 79-81
5	Frame Top Hinge	page 83-85	15	Supplementary Locking	page 67
6	Hinge Cam	page 83-85	16	Cover Caps	page 101
7	Sash Bottom Hinge	page 86-89	21a	T0 Stay Hinge	page 93-94
8	Frame Bottom Hinge	page 90-91	23	Secondary Stay	page 78
9	T&T Striker	page 100	24	Double Sash Gear	page 55-56
10	Strikers	page 100	28a	Double Sash Gear Striker (Security)	page 100



Range of Use

Sash Rectangular Width	600-1600 mm*
Sash Rectangular Height	700-2400 mm*
Sash Weight	maks. 130 kg

Window System Components

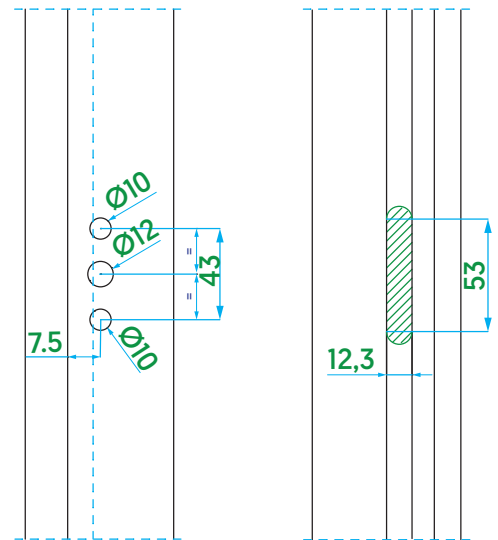
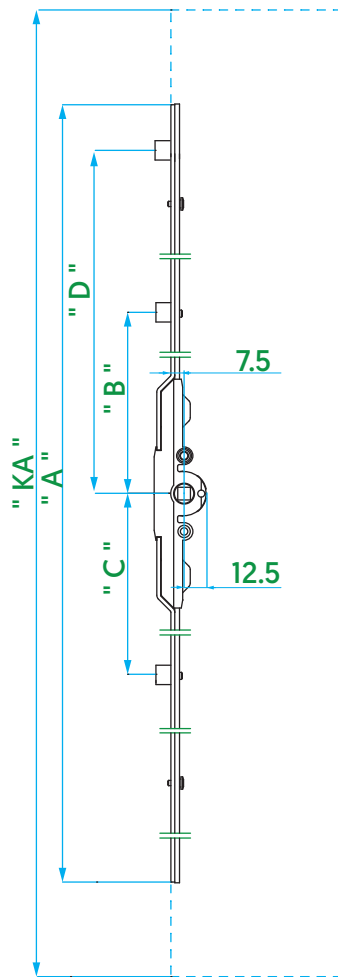
Tilt & Turn Gear



Variable / 7,5



Article Code RC	Article Code SC	Article	Qty	'KA' (mm)	'A' (mm)	'B' (mm)	'C' (mm)	'D' (mm)		
V.0201.0102*	-	T&T Gear / Variable / 7,5	20	450 - 695	395	-	-	-	-	-
V.0201.0202	V.0204.0202	T&T Gear / Variable / 7,5	20	695 - 1195	895	108,5	-	-	1	3
V.0201.0302	V.0204.0302	T&T Gear / Variable / 7,5	20	895 - 1395	1095	108,5	-	-	1	4
V.0201.0402	V.0204.0402	T&T Gear / Variable / 7,5	20	1195 - 1695	1395	247,5	247,5	-	2	6
V.0201.0502	V.0204.0502	T&T Gear / Variable / 7,5	20	1695 - 2195	1895	347,5	347,5	-	2	6
V.0201.0802	V.0204.0802	T&T Gear / Variable / 7,5	20	1895 - 2395	2095	235,5	444,5	697,5	3	10

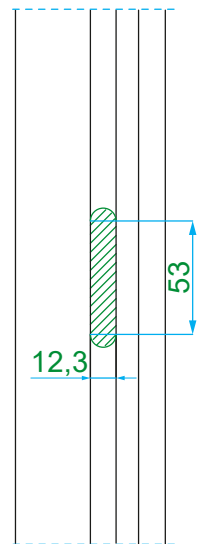
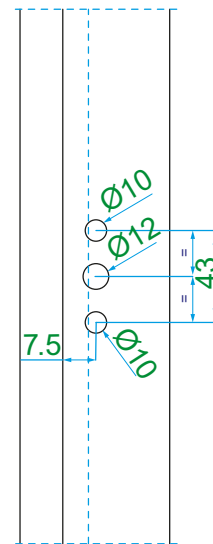
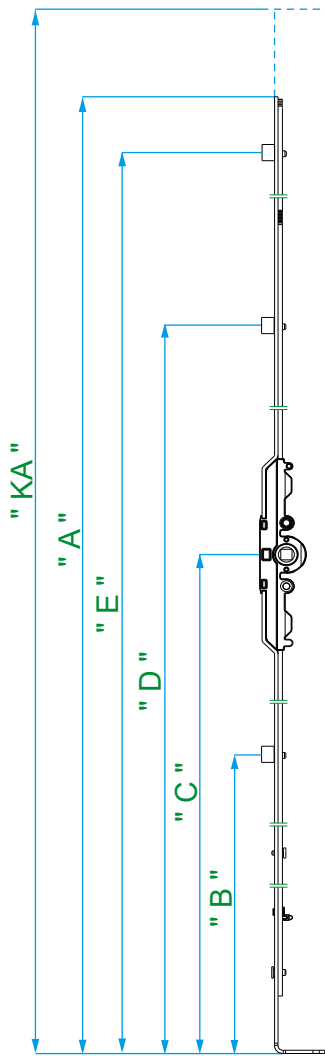
* Mishandling and lifting device can not be used.



Tilt & Turn Gear

Constant / 7,5



Article Code RC	Article Code SC	Article	Qty	'KA' (mm)	'A' (mm)	'B' (mm)	'C' (mm)	'D' (mm)	'E' (mm)		
V.0210.0202	V.0211.0202	T&T Gear / Constant / 7,5	20	600 - 850	700	-	270	378,5	-	1	2
V.0210.0302	V.0211.0302	T&T Gear / Constant / 7,5	20	850 - 1100	950	-	400	508,5	-	1	4
V.0210.0402	V.0211.0402	T&T Gear / Constant / 7,5	20	1100 - 1350	1200	-	500	681,2	-	1	6
V.0210.0502	V.0211.0502	T&T Gear / Constant / 7,5	20	1350 - 1600	1450	-	560	678,5	1100	2	6
V.0210.0602	V.0211.0602	T&T Gear / Constant / 7,5	20	1600 - 1850	1700	-	560	678,5	1350	2	6
V.0210.0702	V.0211.0702	T&T Gear / Constant / 7,5	20	1600 - 1850	1700	681	1000	1350	-	2	6
V.0210.0802	V.0211.0802	T&T Gear / Constant / 7,5	20	1850 - 2100	1950	681	1000	1350	-	2	7
V.0210.0902	V.0211.0902	T&T Gear / Constant / 7,5	20	2100 - 2350	2200	681	1000	1350	-	2	8
V.0210.1002	V.0211.1002	T&T Gear / Constant / 7,5	20	850 - 1100	950	-	270	511	-	1	4



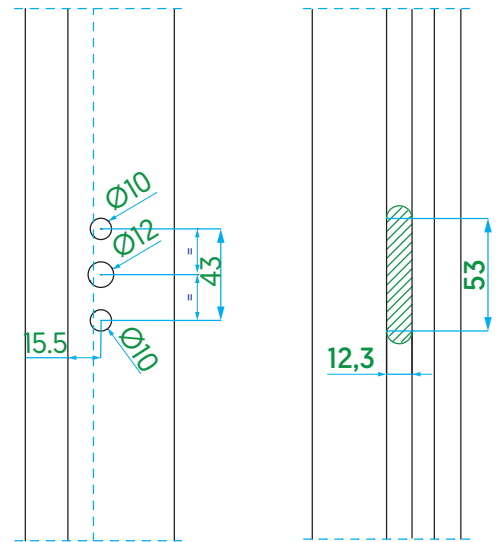
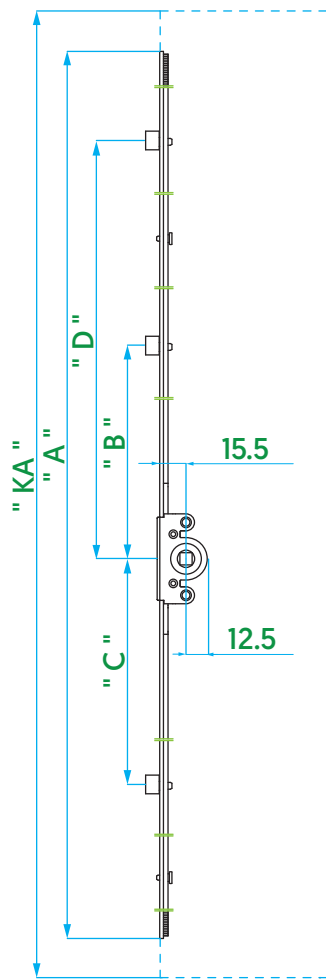
Tilt & Turn Gear






































Variable / 15.5

Article Code RC	Article Code SC	Article	Qty	'KA' (mm)	'A' (mm)	'B' (mm)	'C' (mm)	'D' (mm)		
V.0202.0102*	-	T&T Gear / Variable / 15,5	10	450 - 700	400	-	-	-	-	-
V.0202.0202	V.0205.0202	T&T Gear / Variable / 15,5	10	700 - 1200	900	111	-	-	1	3
V.0202.0302	V.0205.0302	T&T Gear / Variable / 15,5	10	900 - 1400	1100	111	-	-	1	4
V.0202.0402	V.0205.0402	T&T Gear / Variable / 15,5	10	1200 - 1700	1400	250	250	-	2	6
V.0202.0502	V.0205.0502	T&T Gear / Variable / 15,5	10	1700 - 2200	1900	350	350	-	2	6
V.0202.0602*	-	T&T Gear / Variable / 15,5	10	600 - 800	500	-	-	-	-	2
V.0202.0702	V.0205.0702	T&T Gear / Variable / 15,5	10	950 - 1450	1150	111	-	-	1	4
V.0202.0802	V.0205.0802	T&T Gear / Variable / 15,5	10	1900 - 2400	2100	238	447	700	3	10
V.0202.1002	V.0205.1002	T&T Gear / Variable / 15,5	10	480-800	400	-	-	-	-	2
V.0202.1102	V.0205.1102	T&T Gear / Variable / 15,5	10	900-1450	1150	111	236	-	2	4

* Mishandling and lifting device can not be used.





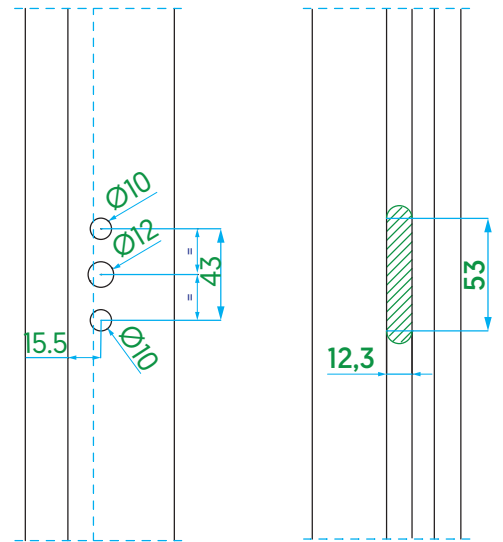
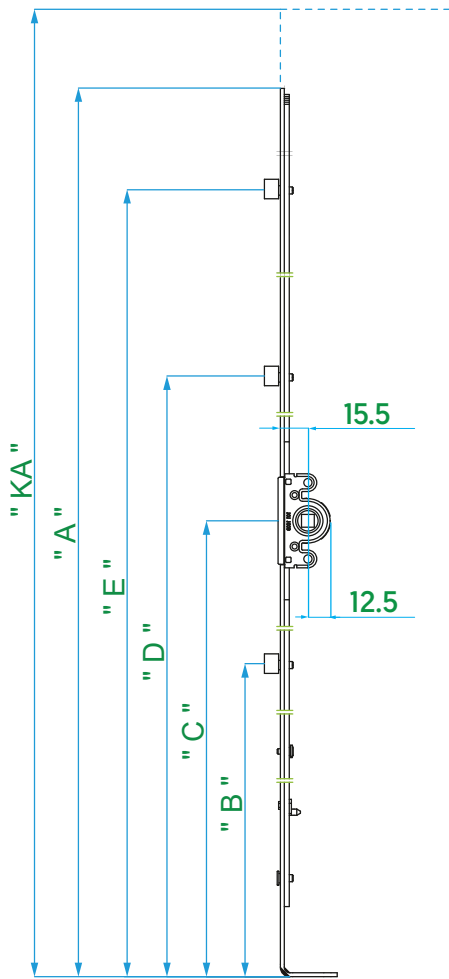
PVC	✓												
Timber	✓												
Aluminium	✓												




Tilt & Turn Gear

Constant / 15,5

Article Code RC	Article Code SC	Article	Qty	'KA' (mm)	'A' (mm)	'B' (mm)	'C' (mm)	'D' (mm)	'E' (mm)		
V.0203.0102	-	T&T Gear / Constant / 15,5	20	480 - 600	580	-	170	-	-	-	2
V.0203.0202	V.0206.0202	T&T Gear / Constant / 15,5	20	600 - 850	700	-	270	381	-	1	3
V.0203.0302	V.0206.0302	T&T Gear / Constant / 15,5	20	850 - 1100	950	-	400	511	-	1	4
V.0203.0402	V.0206.0402	T&T Gear / Constant / 15,5	20	1100 - 1350	1200	-	500	681	-	1	6
V.0203.0502	V.0206.0502	T&T Gear / Constant / 15,5	20	1350 - 1600	1450	-	681	560	1100	2	6
V.0203.0602	V.0206.0602	T&T Gear / Constant / 15,5	20	1600 - 1850	1700	-	681	560	1350	2	6
V.0203.0702	V.0206.0702	T&T Gear / Constant / 15,5	20	1600 - 1850	1700	681	1000	1350	-	2	6
V.0203.0802	V.0206.0802	T&T Gear / Constant / 15,5	20	1850 - 2100	1950	681	1000	1350	-	2	7
V.0203.0902	V.0206.0902	T&T Gear / Constant / 15,5	20	2100 - 2350	2200	681	1000	1350	-	2	8
V.0203.1002	-	T&T Gear / Constant / 15,5	20	275 - 480	429	-	127	-	-	-	-





PVC	✓								
Timber	✓								
Aluminium	✓								

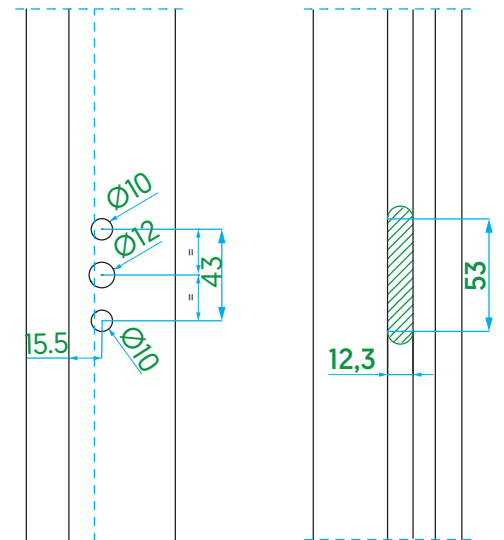
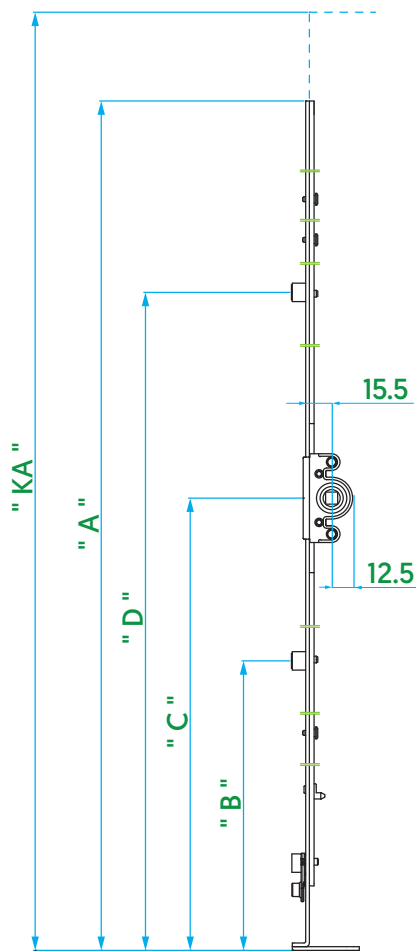
Tilt & Turn Gear



Constant / 15.5

Article Code RC	Article Code SC	Article	Qty	'KA' (mm)	'A' (mm)	'B' (mm)	'C' (mm)	'D' (mm)		
V.0220.0102*	-	T&T Gear / Constant / 15,5	10	360 - 480	330	-	130	-	-	2
V.0220.0202	-	T&T Gear / Constant / 15,5	10	480 - 600	580	-	170	-	-	4
V.0220.0302	V.0221.0302	T&T Gear / Constant / 15,5	10	600 - 850	700	-	270	381	1	5
V.0220.0402	V.0221.0402	T&T Gear / Constant / 15,5	10	850 - 1100	950	-	400	511	1	6
V.0220.0502	V.0221.0502	T&T Gear / Constant / 15,5	10	1100 - 1350	1200	-	500	681	1	8
V.0220.0602	V.0221.0602	T&T Gear / Constant / 15,5	10	1350 - 1600	1450	681	560	1100	2	8
V.0220.0702	V.0221.0702	T&T Gear / Constant / 15,5	10	1600 - 1850	1700	681	560	1350	2	8
V.0220.0802	V.0221.0802	T&T Gear / Constant / 15,5	10	1600 - 1850	1700	681	1000	1350	2	8
V.0220.0902	V.0221.0902	T&T Gear / Constant / 15,5	10	1850 - 2100	1950	681	1000	1350	2	9
V.0220.1002	V.0221.1002	T&T Gear / Constant / 15,5	10	2100 - 2350	2200	681	1000	1350	2	10
V.0220.1102	-	T&T Gear / Constant / 15,5	10	290 - 510	360	-	145	-	-	2


* Center Locking ve Mishandling and lifting device can not be used.

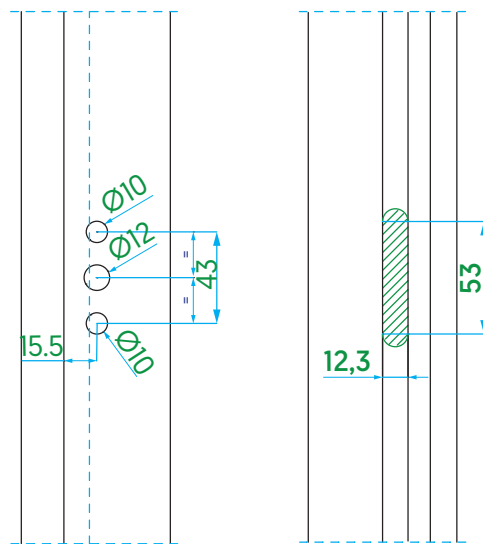
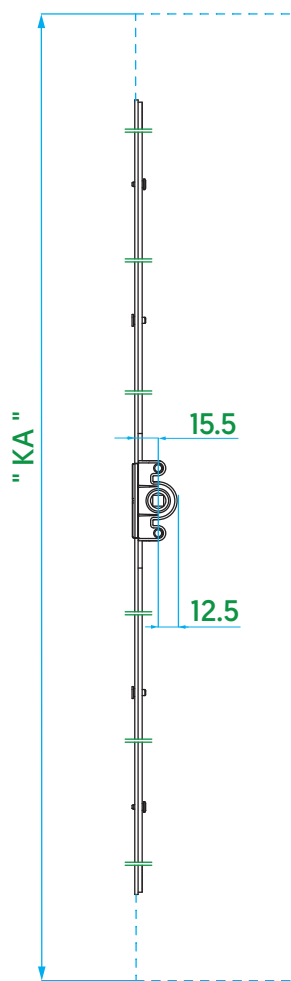


PVC	✓					
Timber	✓					
Aluminium	✓					

Tilt & Turn Gear

Variable / 15.5 / Without Cam

Article Code RC	Article	Qty	'KA' (mm)	
V.0212.0202	T&T Gear / Variable / 15,5 / Without Cam	10	700 - 1200	3
V.0212.0302	T&T Gear / Variable / 15,5 / Without Cam	10	900 - 1400	4
V.0212.0402	T&T Gear / Variable / 15,5 / Without Cam	10	1200 - 1700	6
V.0212.0502	T&T Gear / Variable / 15,5 / Without Cam	10	1700 - 2200	6
V.0212.0702	T&T Gear / Variable / 15,5 / Without Cam	10	950 - 1450	4
V.0212.0802	T&T Gear / Variable / 15,5 / Without Cam	10	1900 - 2400	10





PVC	✓				
Timber	✓				
Aluminium	✓				

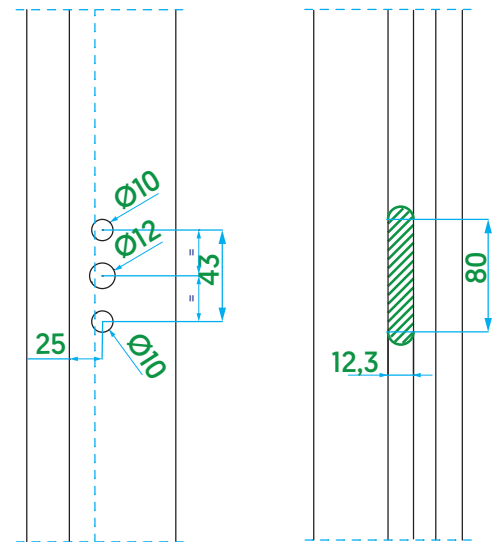
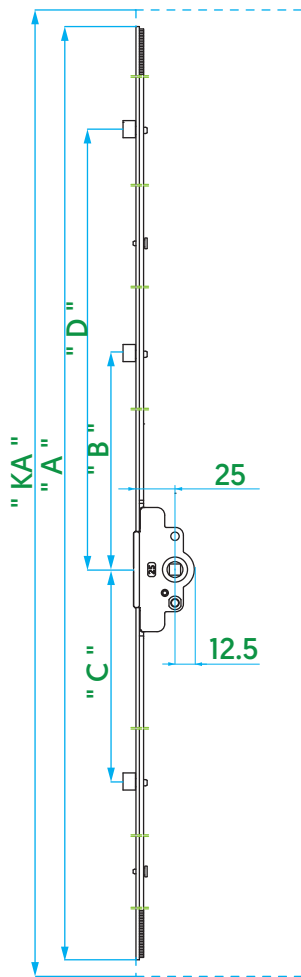
Tilt & Turn Gear

Variable / 25





Article Code RC	Article Code SC	Article	Qty	'KA' [mm]	'A' [mm]	'B' [mm]	'C' [mm]	'D' [mm]		
V.0216.0102*	-	T&T Gear / Variable / 25	10	450 - 700	400	-	-	-	-	-
V.0216.0202	V.0217.0202	T&T Gear / Variable / 25	10	700 - 1200	900	111	-	-	1	3
V.0216.0302	V.0217.0302	T&T Gear / Variable / 25	10	900 - 1400	1100	111	-	-	1	4
V.0216.0402	V.0217.0402	T&T Gear / Variable / 25	10	1200 - 1700	1400	250	250	-	2	6
V.0216.0502	V.0217.0502	T&T Gear / Variable / 25	10	1700 - 2200	1900	350	350	-	2	6
V.0216.0602*	-	T&T Gear / Variable / 25	10	600 - 800	500	-	-	-	-	2
V.0216.0702	V.0217.0702	T&T Gear / Variable / 25	10	950 - 1450	1150	111	-	-	1	4
V.0216.0802	V.0217.0802	T&T Gear / Variable / 25	10	1900 - 2400	2100	238	447	700	3	10

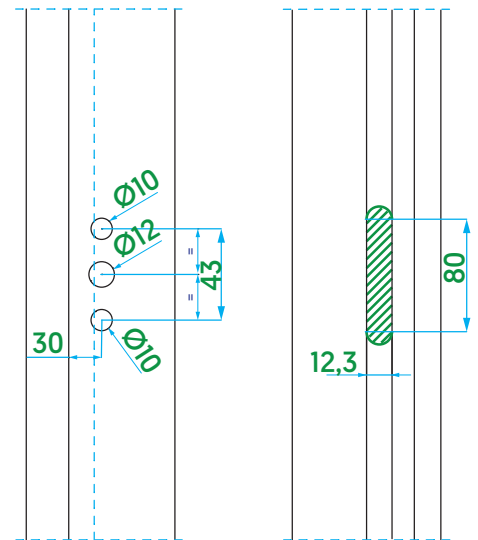
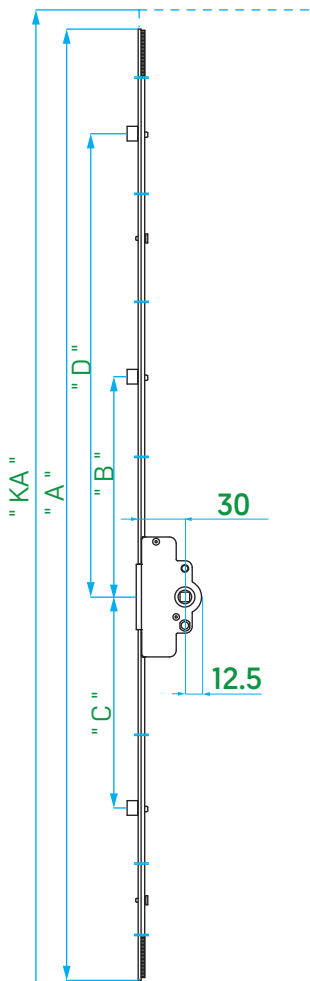
* Mishandling and lifting device can not be used.



Tilt & Turn Gear

Variable / 30

Article Code RC	Article Code SC	Article	Qty	'KA' (mm)	'A' (mm)	'B' (mm)	'C' (mm)	'D' (mm)		
V.0228.0102	-	T&T Gear / Variable / 30	10	450 - 700	400	-	-	-	-	-
V.0228.0202	V.0229.0202	T&T Gear / Variable / 30	10	700 - 1200	900	111	-	-	1	3
V.0228.0302	V.0229.0302	T&T Gear / Variable / 30	10	900 - 1400	1100	111	-	-	1	4
V.0228.0402	V.0229.0402	T&T Gear / Variable / 30	10	1200 - 1700	1400	250	250	-	2	6
V.0228.0502	V.0229.0502	T&T Gear / Variable / 30	10	1700 - 2200	1900	350	350	-	2	6
V.0228.0602	-	T&T Gear / Variable / 30	10	600 - 800	500	-	-	-	-	2
V.0228.0702	V.0229.0702	T&T Gear / Variable / 30	10	950 - 1450	1150	111	-	-	1	4
V.0228.0802	V.0229.0802	T&T Gear / Variable / 30	10	1900 - 2400	2100	238	447	700	3	10

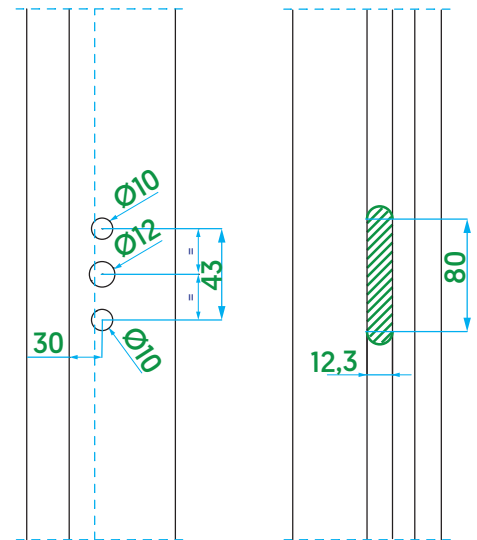
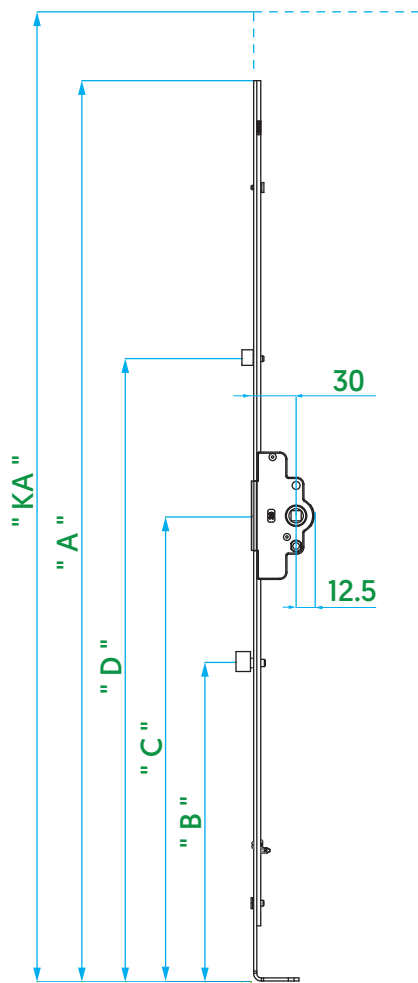


Tilt & Turn Gear



Constant / 30



Article Code RC	Article Code SC	Article	Qty	'KA' [mm]	'A' [mm]	'B' [mm]	'C' [mm]	'D' [mm]		
V.0214.0102	-	T&T Gear / Constant / 30	10	480 - 600	580	-	170	-	-	2
V.0214.0202	V.0215.0202	T&T Gear / Constant / 30	10	600 - 850	700	-	270	381	1	3
V.0214.0302	V.0215.0302	T&T Gear / Constant / 30	10	850 - 1100	950	-	400	511	1	4
V.0214.0402	V.0215.0402	T&T Gear / Constant / 30	10	1100 - 1350	1200	-	500	681	1	6
V.0214.0502	V.0215.0502	T&T Gear / Constant / 30	10	1350 - 1600	1450	681	560	1100	2	6
V.0214.0602	V.0215.0602	T&T Gear / Constant / 30	10	1600 - 1850	1700	681	560	1350	2	6
V.0214.0702	V.0215.0702	T&T Gear / Constant / 30	10	1600 - 1850	1700	681	1000	1350	2	6
V.0214.0802	V.0215.0802	T&T Gear / Constant / 30	10	1850 - 2100	1950	681	1000	1350	2	7
V.0214.0902	V.0215.0902	T&T Gear / Constant / 30	10	2100 - 2350	2200	681	1000	1350	2	8



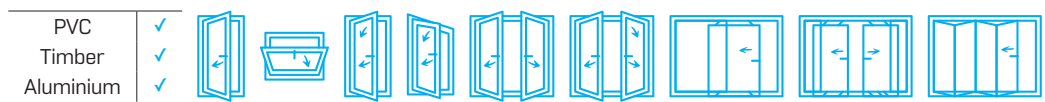
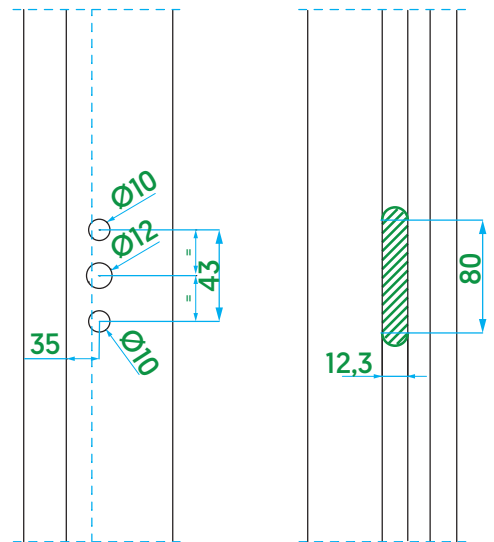
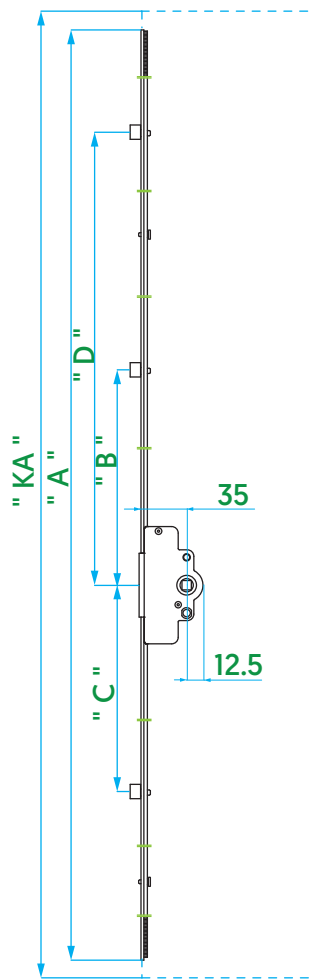
PVC	✓	
Timber	✓	
Aluminium	✓	

Tilt & Turn Gear

Variable / 35

Article Code RC	Article Code SC	Article	Qty	'KA' (mm)	'A' (mm)	'B' (mm)	'C' (mm)	'D' (mm)		
V.0218.0102*	-	T&T Gear / Variable / 35	10	450 - 700	400	-	-	-	-	-
V.0218.0202	V.0219.0202	T&T Gear / Variable / 35	10	700 - 1200	900	111	-	-	1	3
V.0218.0302	V.0219.0302	T&T Gear / Variable / 35	10	900 - 1400	1100	111	-	-	1	4
V.0218.0402	V.0219.0402	T&T Gear / Variable / 35	10	1200 - 1700	1400	250	250	-	2	6
V.0218.0502	V.0219.0502	T&T Gear / Variable / 35	10	1700 - 2200	1900	350	350	-	2	6
V.0218.0602*	-	T&T Gear / Variable / 35	10	600 - 800	500	-	-	-	-	2
V.0218.0702	V.0219.0702	T&T Gear / Variable / 35	10	950 - 1450	1150	111	-	-	1	4
V.0218.0802	V.0219.0802	T&T Gear / Variable / 35	10	1900 - 2400	2100	238	447	700	3	10



* Mishandling and lifting device can not be used.

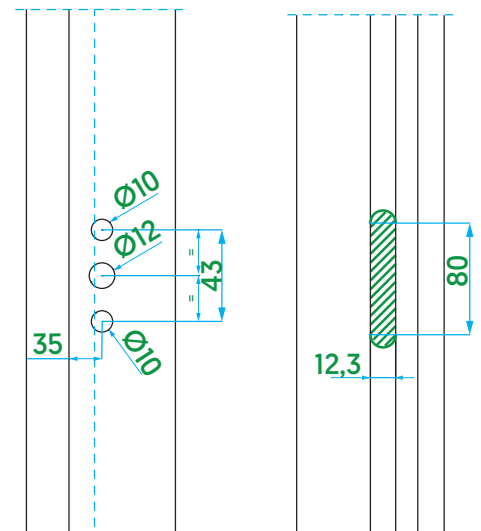
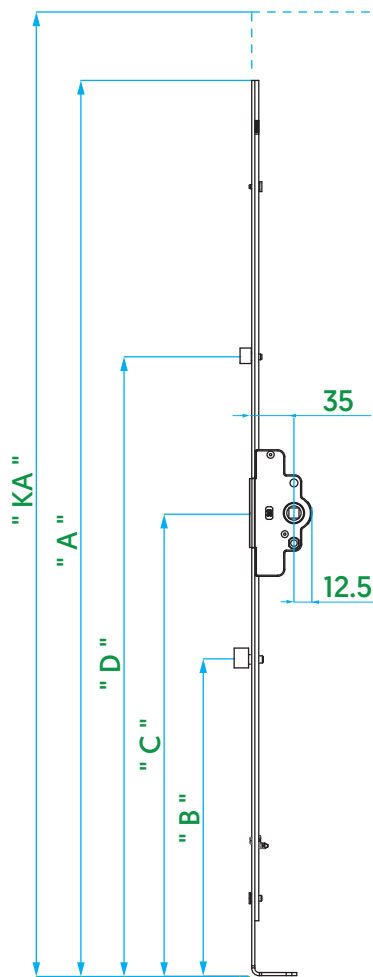


Tilt & Turn Gear

Constant / 35





Article Code RC	Article Code SC	Article	Qty	'KA' (mm)	'A' (mm)	'B' (mm)	'C' (mm)	'D' (mm)		
V.0230.0102	-	T&T Gear / Constant / 35	10	480 - 600	580	-	170	-	-	2
V.0230.0202	V.0231.0202	T&T Gear / Constant / 35	10	600 - 850	700	-	270	381	1	3
V.0230.0302	V.0231.0302	T&T Gear / Constant / 35	10	850 - 1100	950	-	400	511	1	4
V.0230.0402	V.0231.0402	T&T Gear / Constant / 35	10	1100 - 1350	1200	-	500	681	1	6
V.0230.0502	V.0231.0502	T&T Gear / Constant / 35	10	1350 - 1600	1450	681	560	1100	2	6
V.0230.0602	V.0231.0602	T&T Gear / Constant / 35	10	1600 - 1850	1700	681	560	1350	2	6
V.0230.0702	V.0231.0702	T&T Gear / Constant / 35	10	1600 - 1850	1700	681	1000	1350	2	6
V.0230.0802	V.0231.0802	T&T Gear / Constant / 35	10	1850 - 2100	1950	681	1000	1350	2	7
V.0230.0902	V.0231.0902	T&T Gear / Constant / 35	10	2100 - 2350	2200	681	1000	1350	2	8


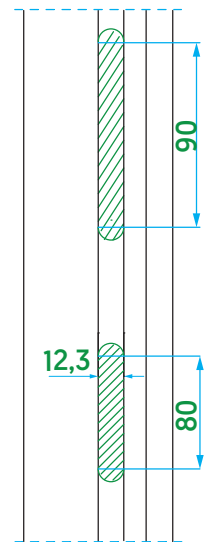
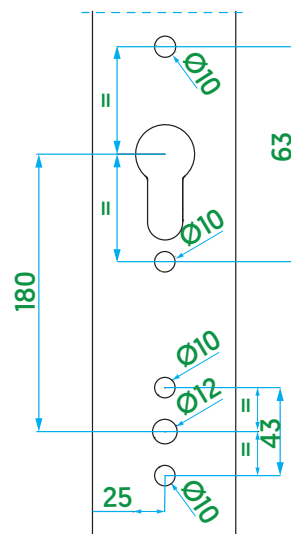
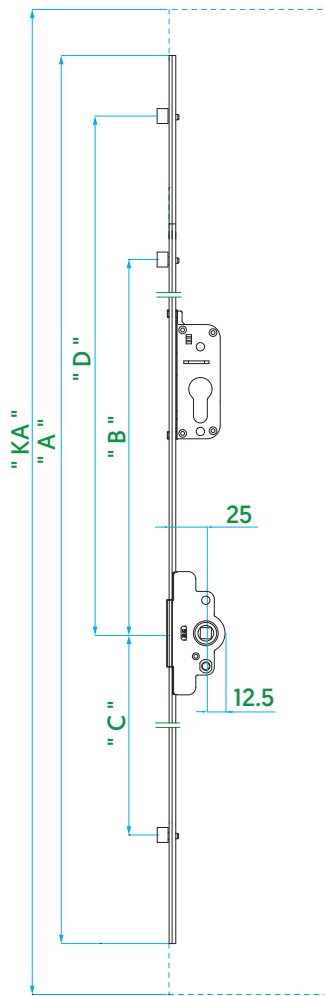


PVC	✓								
Timber	✓								
Aluminium	✓								

Tilt & Turn Locked Door Gear

Variable / 25

Article Code RC	Article Code SC	Article	Qty	'KA' [mm]	'A' [mm]	'B' [mm]	'C' [mm]	'D' [mm]		
V.6402.0502	V.6401.0502	T&T Locked Door Gear / Variable / 25	10	1700-2200	1900	350	350		2	6
V.6402.0602	V.6401.0602	T&T Locked Door Gear / Variable / 25	10	1900-2400	2100	447	350	700	3	10

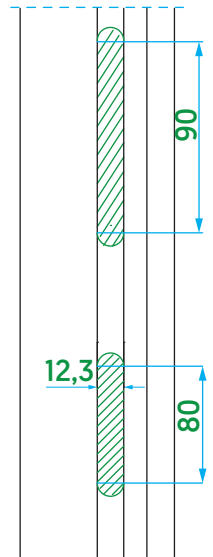
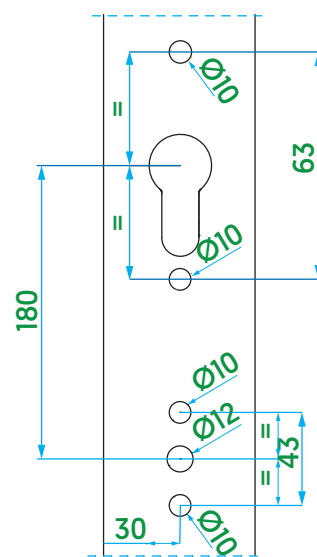
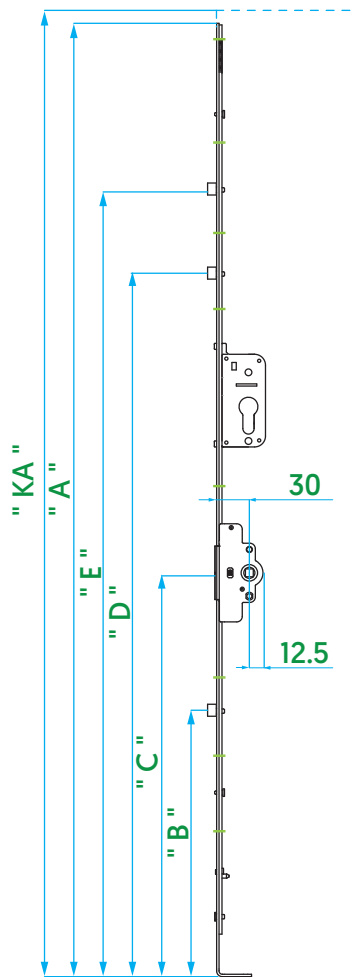


Tilt & Turn Locked Door Gear



Constant / 30



Article Code RC	Article Code SC	Article	Qty	'KA' (mm)	'A' (mm)	'B' (mm)	'C' (mm)	'D' (mm)	'E' (mm)		
V.0224.0702	V.0225.0702	T&T Locked Door Gear / Constant / 30	10	1600 - 1850	1700	650	1000	1350	-	2	6
V.0224.0802	V.0225.0802	T&T Locked Door Gear / Constant / 30	10	1850 - 2100	1950	650	1000	1350	-	2	7
V.0224.0902	V.0225.0902	T&T Locked Door Gear / Constant / 30	10	2100 - 2350	2200	650	1000	1350	1720	3	8

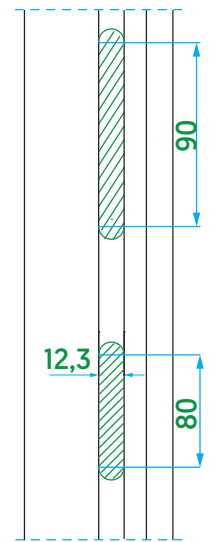
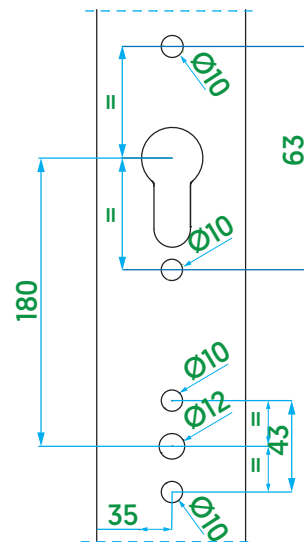
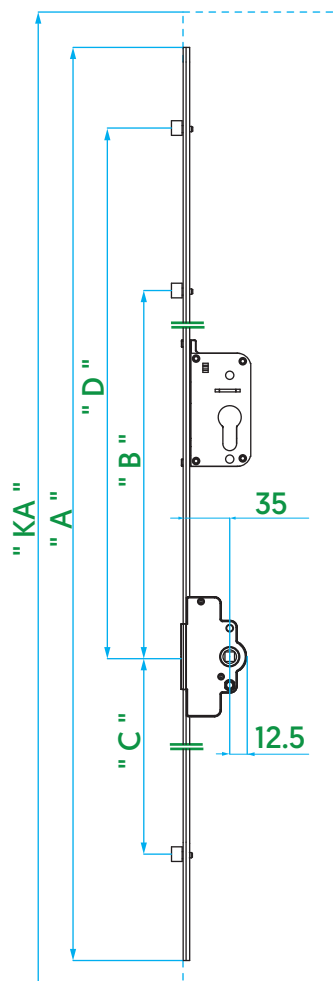


PVC	✓	
Timber	✓	
Aluminium	✓	

Tilt & Turn Locked Door Gear

Variable / 35

Article Code RC	Article Code SC	Article	Qty	'KA' (mm)	'A' (mm)	'B' (mm)	'C' (mm)	'D' (mm)		
V.6102.0502	V.6101.0502	T&T Locked Door Gear / Variable / 35	10	1700-2200	1900	350	350		2	6
V.6102.0602	V.6101.0602	T&T Locked Door Gear / Variable / 35	10	1900-2400	2100	447	350	700	3	10

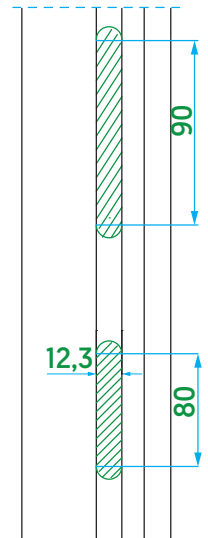
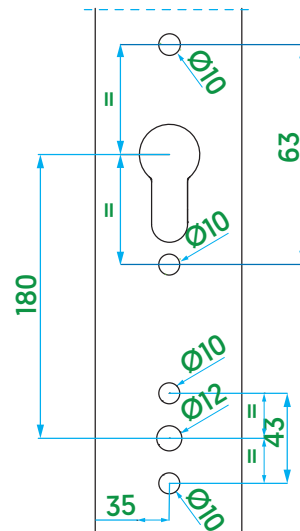
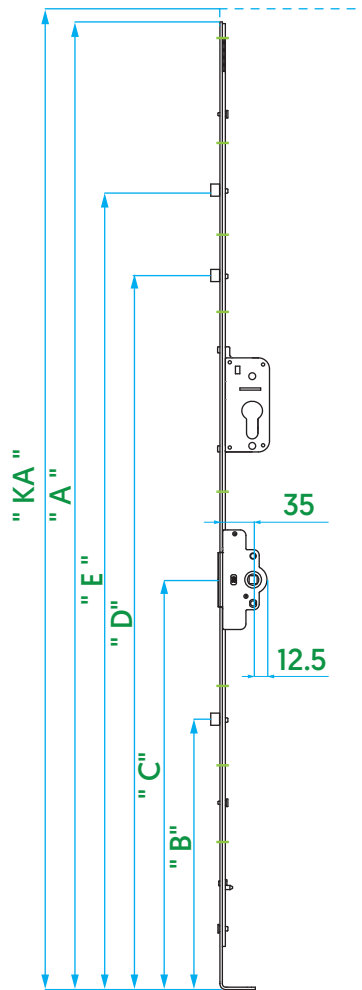


Tilt & Turn Locked Door Gear



Constant / 35



Article Code RC	Article Code SC	Article	Qty	'KA' (mm)	'A' (mm)	'B' (mm)	'C' (mm)	'D' (mm)	'E' (mm)		
V.0226.0702	V.0227.0702	T&T Locked Door Gear / Constant / 35	10	1600 - 1850	1700	650	1000	1350	-	2	6
V.0226.0802	V.0227.0802	T&T Locked Door Gear / Constant / 35	10	1850 - 2100	1950	650	1000	1350	-	2	7
V.0226.0902	V.0227.0902	T&T Locked Door Gear / Constant / 35	10	2100 - 2350	2200	650	1000	1350	1720	3	8

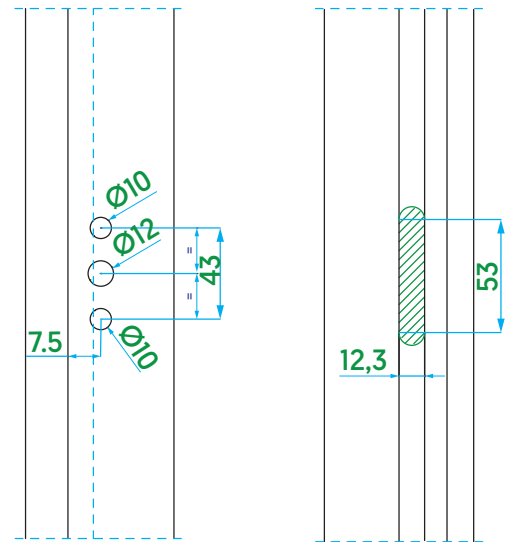
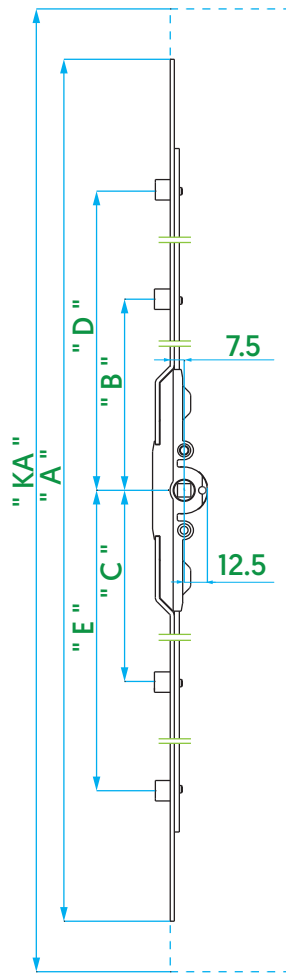


PVC	✓	
Timber	✓	
Aluminium	✓	

Turn Only Gear

Variable / 7,5

Article Code RC	Article Code SC	Article	Qty	'KA' (mm)	'A' (mm)	'B' (mm)	'C' (mm)	'D' (mm)	'E' (mm)		
V.0101.0102	V.0109.0102	TO Gear / Variable / 7,5	20	395 - 595	395	-	-	126.5	144.5	2	4
V.0101.0202	V.0109.0202	TO Gear / Variable / 7,5	20	595 - 795	595	-	-	226.5	244.5	2	6
V.0101.0302	V.0109.0302	TO Gear / Variable / 7,5	20	795 - 995	795	-	-	326.5	344.5	2	6
V.0101.0402	V.0109.0402	TO Gear / Variable / 7,5	20	995 - 1195	995	102.5	-	426.5	444.5	3	9
V.0101.0502	V.0109.0502	TO Gear / Variable / 7,5	20	1195 - 1395	1195	102.5	-	526.5	544.5	3	9
V.0101.0602	V.0109.0602	TO Gear / Variable / 7,5	20	1395 - 1595	1395	102.5	-	626.5	644.5	3	9
V.0101.0802	V.0109.0802	TO Gear / Variable / 7,5	20	1595 - 1795	1595	234.5	252.5	726.5	744.5	4	12
V.0101.1002	V.0109.1002	TO Gear / Variable / 7,5	20	1795 - 1995	1795	267.5	285.5	826.5	844.5	4	12
V.0101.1102	V.0109.1102	TO Gear / Variable / 7,5	20	1995 - 2195	1995	266.5	284.5	926.5	944.5	4	14
V.0101.1202	V.0109.1202	TO Gear / Variable / 7,5	20	2195 - 2395	2195	316,5	334,5	1026,5	1044,5	4	14



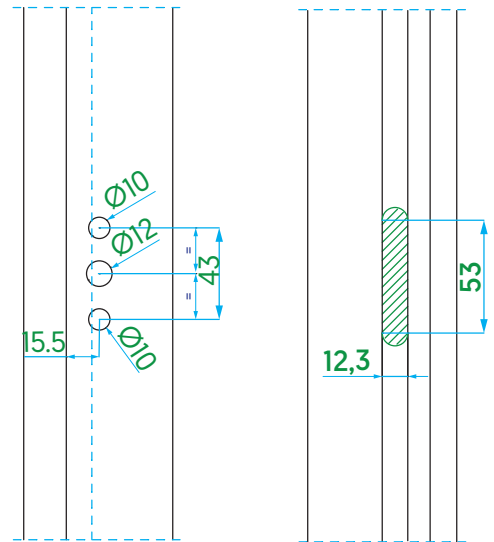
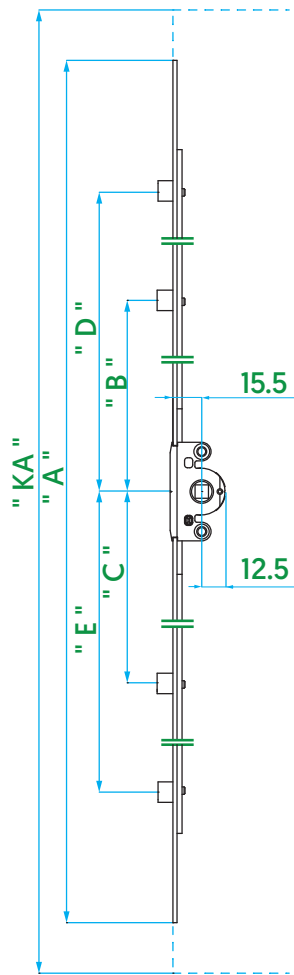
PVC	✓			
Timber	✓			
Aluminium	✓			

Turn Only Gear



Variable / 15,5



Article Code RC	Article Code SC	Article	Qty	'KA' (mm)	'A' (mm)	'B' (mm)	'C' (mm)	'D' (mm)	'E' (mm)		
V.0102.0102	V.0108.0102	TO Gear / Variable / 15,5	20	300 - 400	300	-	-	79	97	2	4
V.0102.0202	V.0108.0202	TO Gear / Variable / 15,5	20	400 - 600	400	-	-	129	147	2	4
V.0102.0302	V.0108.0302	TO Gear / Variable / 15,5	20	600 - 800	600	-	-	229	247	2	6
V.0102.0402	V.0108.0402	TO Gear / Variable / 15,5	20	800 - 1000	800	-	-	329	347	2	6
V.0102.0502	V.0108.0502	TO Gear / Variable / 15,5	20	1000 - 1200	1000	105	-	429	447	3	9
V.0102.0602	V.0108.0602	TO Gear / Variable / 15,5	20	1200 - 1400	1200	105	-	529	547	3	9
V.0102.0702	V.0108.0702	TO Gear / Variable / 15,5	20	1400 - 1600	1400	105	-	629	647	3	9
V.0102.0902	V.0108.0902	TO Gear / Variable / 15,5	20	1600 - 1800	1600	237	255	729	747	4	12
V.0102.1102	V.0108.1102	TO Gear / Variable / 15,5	20	1800 - 2000	1800	270	288	829	847	4	12
V.0102.1202	V.0108.1202	TO Gear / Variable / 15,5	20	2000 - 2200	2000	269	288	929	947	4	14
V.0102.1302	V.0108.1302	TO Gear / Variable / 15,5	20	2200 - 2400	2200	319	337	1029	1047	4	14

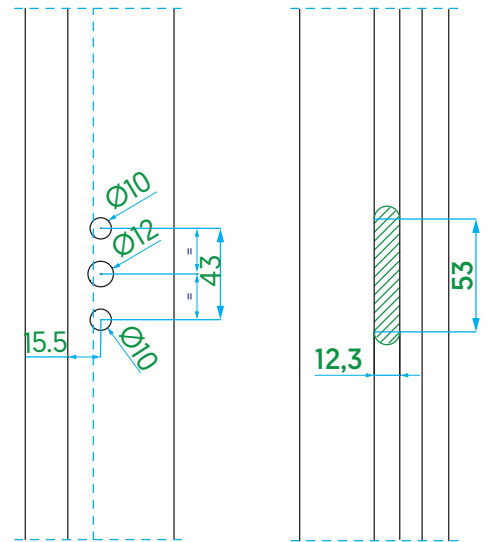
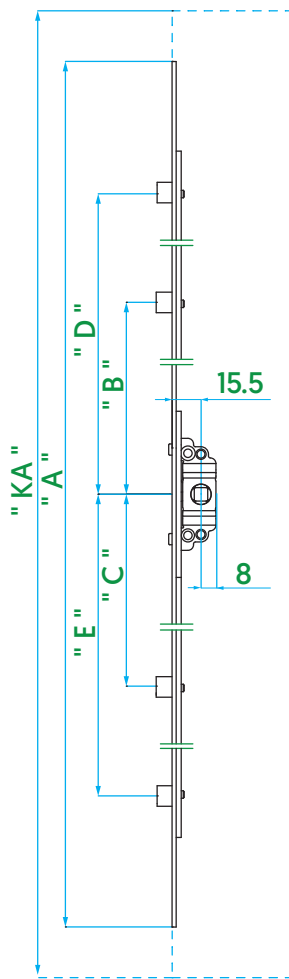


PVC	✓	
Timber	✓	
Aluminium	✓	

Turn Only Gear

Variable / 15,5 / Steel Hub

Article Code RC	Article Code SC	Article	Qty	'KA' (mm)	'A' (mm)	'B' (mm)	'C' (mm)	'D' (mm)	'E' (mm)		
V.0103.0102	V.0107.0102	TO Gear / Variable / 15,5 / Steel Hub	20	300 - 400	300	-	-	84	102	2	4
V.0103.0202	V.0107.0202	TO Gear / Variable / 15,5 / Steel Hub	20	400 - 600	400	-	-	129	147	2	4
V.0103.0302	V.0107.0302	TO Gear / Variable / 15,5 / Steel Hub	20	600 - 800	600	-	-	202	220	2	4
V.0103.0402	V.0107.0402	TO Gear / Variable / 15,5 / Steel Hub	20	800 - 1000	800	-	-	232	250	2	6
V.0103.0502	V.0107.0502	TO Gear / Variable / 15,5 / Steel Hub	20	1000 - 1200	1000	105	-	332	350	3	8
V.0103.0602	V.0107.0602	TO Gear / Variable / 15,5 / Steel Hub	20	1200 - 1400	1200	105	-	432	450	3	9
V.0103.0702	V.0107.0702	TO Gear / Variable / 15,5 / Steel Hub	20	1400 - 1600	1400	105	-	532	550	3	9
V.0103.0902	V.0107.0902	TO Gear / Variable / 15,5 / Steel Hub	20	1600 - 1800	1600	237	255	632	650	4	12
V.0103.1102	V.0107.1102	TO Gear / Variable / 15,5 / Steel Hub	20	1800 - 2000	1800	270	288	732	750	4	12
V.0103.1202	V.0107.1202	TO Gear / Variable / 15,5 / Steel Hub	20	2000 - 2200	2000	269	287	832	850	4	14
V.0103.1302	V.0107.1302	TO Gear / Variable / 15,5 / Steel Hub	20	2200 - 2400	2200	319	337	932	950	4	14





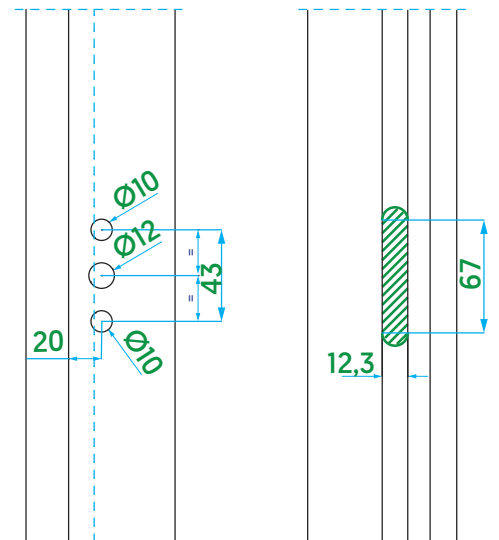
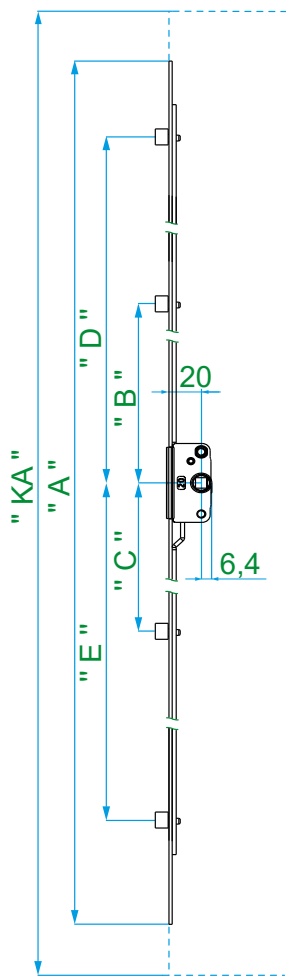
PVC	✓			
Timber	✓			
Aluminium	✓			

Turn Only Gear



Variable / 20 / For Narrow Profiles



Article Code RC	Article Code SC	Article	Qty	'KA' (mm)	'A' (mm)	'B' (mm)	'C' (mm)	'D' (mm)	'E' (mm)		
V.0128.0102	V.0129.0102	TO Gear / Variable / 20	20	300 - 400	300	-	-	79	97	2	4
V.0128.0202	V.0129.0202	TO Gear / Variable / 20	20	400 - 600	400	-	-	129	147	2	4
V.0128.0302	V.0129.0302	TO Gear / Variable / 20	20	600 - 800	600	-	-	229	247	2	4
V.0128.0402	V.0129.0402	TO Gear / Variable / 20	20	800 - 1000	800	-	-	329	347	2	6
V.0128.0502	V.0129.0502	TO Gear / Variable / 20	20	1000 - 1200	1000	105	-	429	447	3	8
V.0128.0602	V.0129.0602	TO Gear / Variable / 20	20	1200 - 1400	1200	105	-	529	547	3	9
V.0128.0702	V.0129.0702	TO Gear / Variable / 20	20	1400 - 1600	1400	105	-	629	647	3	9
V.0128.0902	V.0129.0902	TO Gear / Variable / 20	20	1600 - 1800	1600	237	255	729	747	4	12
V.0128.1102	V.0129.1102	TO Gear / Variable / 20	20	1800 - 2000	1800	270	288	829	847	4	12
V.0128.1202	V.0129.1202	TO Gear / Variable / 20	20	2000 - 2200	2000	269	288	929	947	4	14
V.0128.1302	V.0129.1302	TO Gear / Variable / 20	20	2200 - 2400	2200	319	337	1029	1047	4	14
V.0128.1402	V.0129.1402	TO Gear / Variable / 20	20	900 - 1100	900	-	-	389	371	2	6
V.0128.1502	V.0129.1502	TO Gear / Variable / 20	20	1100-1300	1100	-	101,5	493,5	475,5	3	9
V.0128.1602	V.0129.1602	TO Gear / Variable / 20	20	1300-1500	1300	-	101,5	593,5	575,5	3	9

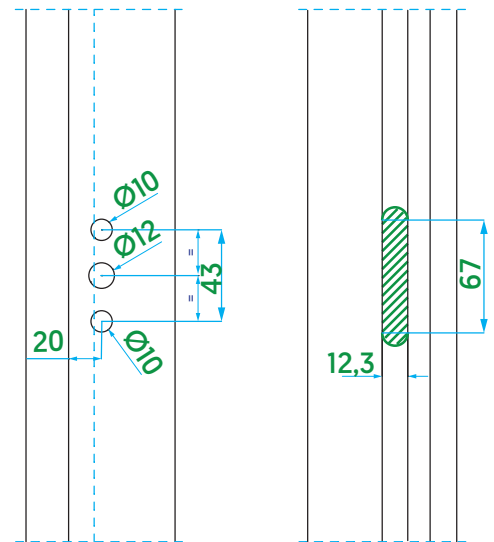
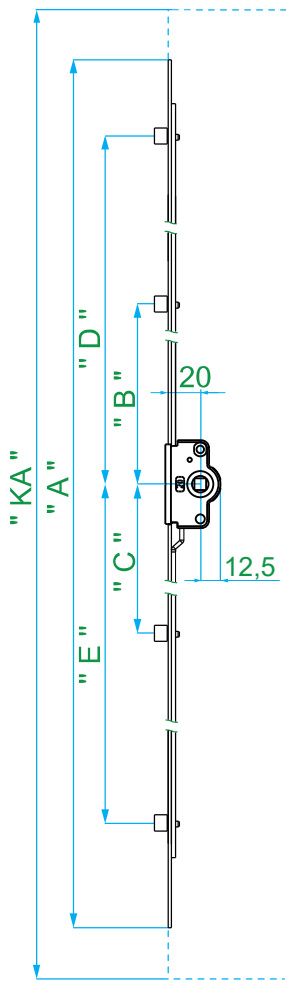


PVC	✓			
Timber	✓			
Aluminium	✓			

Turn Only Gear

Variable / 20

Article Code RC	Article Code SC	Article	Qty	'KA' (mm)	'A' (mm)	'B' (mm)	'C' (mm)	'D' (mm)	'E' (mm)		
V.0125.0102	V.0126.0102	TO Gear / Variable / 20	20	300 - 400	300	-	-	79	97	2	4
V.0125.0202	V.0126.0202	TO Gear / Variable / 20	20	400 - 600	400	-	-	129	147	2	4
V.0125.0302	V.0126.0302	TO Gear / Variable / 20	20	600 - 800	600	-	-	229	247	2	4
V.0125.0402	V.0126.0402	TO Gear / Variable / 20	20	800 - 1000	800	-	-	329	347	2	6
V.0125.0502	V.0126.0502	TO Gear / Variable / 20	20	1000 - 1200	1000	105	-	429	447	3	8
V.0125.0602	V.0126.0602	TO Gear / Variable / 20	20	1200 - 1400	1200	105	-	529	547	3	9
V.0125.0702	V.0126.0702	TO Gear / Variable / 20	20	1400 - 1600	1400	105	-	629	647	3	9
V.0125.0902	V.0126.0902	TO Gear / Variable / 20	20	1600 - 1800	1600	237	255	729	747	4	12
V.0125.1102	V.0126.1102	TO Gear / Variable / 20	20	1800 - 2000	1800	270	288	829	847	4	12
V.0125.1202	V.0126.1202	TO Gear / Variable / 20	20	2000 - 2200	2000	269	288	929	947	4	14
V.0125.1302	V.0126.1302	TO Gear / Variable / 20	20	2200 - 2400	2200	319	337	1029	1047	4	14
V.0128.1402	V.0126.1402	TO Gear / Variable / 20	20	900 - 1100	900	-	-	389	371	2	6
V.0125.1502	V.0126.1502	TO Gear / Variable / 20	20	1100-1300	1100	-	101,5	493,5	475,5	3	9
V.0125.1602	V.0126.1602	TO Gear / Variable / 20	20	1300-1500	1300	-	101,5	593,5	575,5	3	9





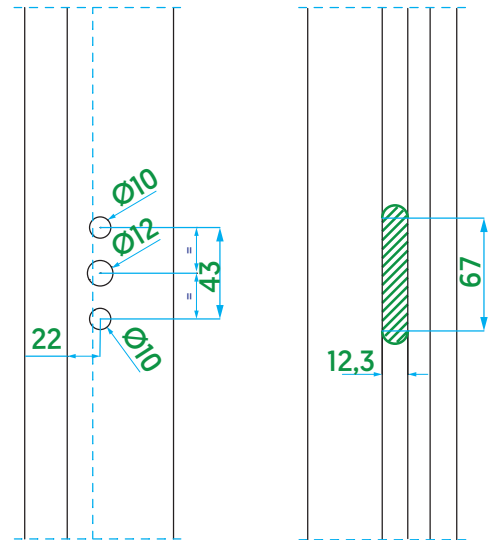
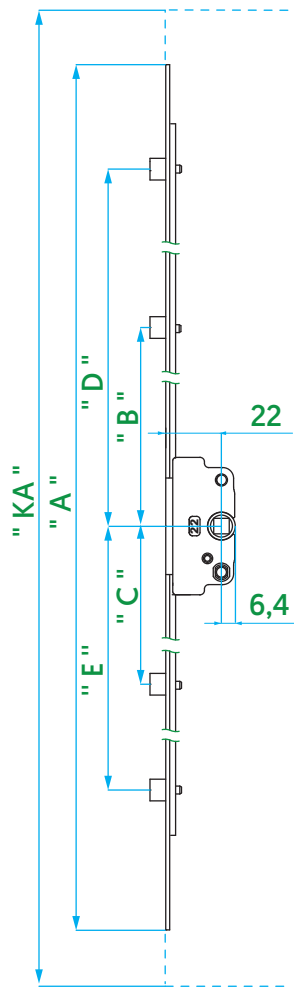
PVC	✓			
Timber	✓			
Aluminium	✓			

Turn Only Gear



Variable / 22 / For Narrow Profiles



Article Code RC	Article Code SC	Article	Qty	'KA' (mm)	'A' (mm)	'B' (mm)	'C' (mm)	'D' (mm)	'E' (mm)		
V.0130.0102	V.0131.0102	TO Gear / Variable / 22	20	300 - 400	300	-	-	79	97	2	4
V.0130.0202	V.0131.0202	TO Gear / Variable / 22	20	400 - 600	400	-	-	129	147	2	4
V.0130.0302	V.0131.0302	TO Gear / Variable / 22	20	600 - 800	600	-	-	229	247	2	4
V.0130.0402	V.0131.0402	TO Gear / Variable / 22	20	800 - 1000	800	-	-	329	347	2	6
V.0130.0502	V.0131.0502	TO Gear / Variable / 22	20	1000 - 1200	1000	105	-	429	447	3	8
V.0130.0602	V.0131.0602	TO Gear / Variable / 22	20	1200 - 1400	1200	105	-	529	547	3	9
V.0130.0702	V.0131.0702	TO Gear / Variable / 22	20	1400 - 1600	1400	105	-	629	647	3	9
V.0130.0902	V.0131.0902	TO Gear / Variable / 22	20	1600 - 1800	1600	237	255	729	747	4	12
V.0130.1102	V.0131.1102	TO Gear / Variable / 22	20	1800 - 2000	1800	270	288	829	847	4	12
V.0130.1202	V.0131.1202	TO Gear / Variable / 22	20	2000 - 2200	2000	269	288	929	947	4	14
V.0130.1302	V.0131.1302	TO Gear / Variable / 22	20	2200 - 2400	2200	319	337	1029	1047	4	14

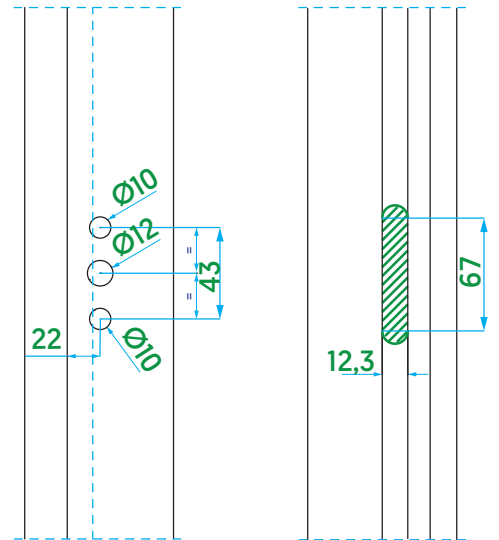
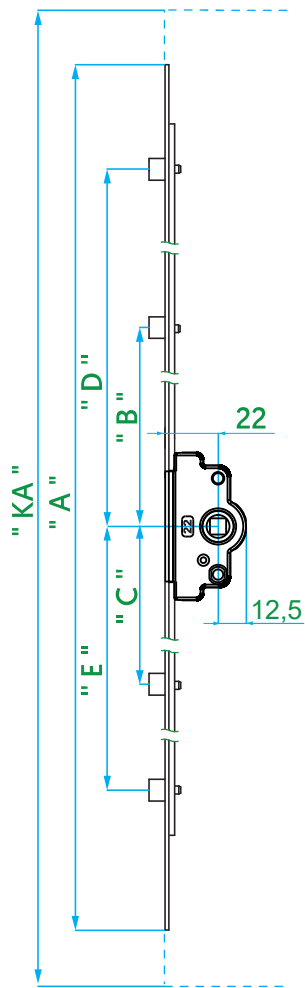


PVC	✓			
Timber	✓			
Aluminium	✓			

Turn Only Gear

Variable / 22

Article Code RC	Article Code SC	Article	Qty	'KA' (mm)	'A' (mm)	'B' (mm)	'C' (mm)	'D' (mm)	'E' (mm)		
V.0121.0102	V.0122.0102	TO Gear / Variable / 22	20	300 - 400	300	-	-	79	97	2	4
V.0121.0202	V.0122.0202	TO Gear / Variable / 22	20	400 - 600	400	-	-	129	147	2	4
V.0121.0302	V.0122.0302	TO Gear / Variable / 22	20	600 - 800	600	-	-	229	247	2	4
V.0121.0402	V.0122.0402	TO Gear / Variable / 22	20	800 - 1000	800	-	-	329	347	2	6
V.0121.0502	V.0122.0502	TO Gear / Variable / 22	20	1000 - 1200	1000	105	-	429	447	3	8
V.0121.0602	V.0122.0602	TO Gear / Variable / 22	20	1200 - 1400	1200	105	-	529	547	3	9
V.0121.0702	V.0122.0702	TO Gear / Variable / 22	20	1400 - 1600	1400	105	-	629	647	3	9
V.0121.0902	V.0122.0902	TO Gear / Variable / 22	20	1600 - 1800	1600	237	255	729	747	4	12
V.0121.1102	V.0122.1102	TO Gear / Variable / 22	20	1800 - 2000	1800	270	288	829	847	4	12
V.0121.1202	V.0122.1202	TO Gear / Variable / 22	20	2000 - 2200	2000	269	288	929	947	4	14
V.0121.1302	V.0122.1302	TO Gear / Variable / 22	20	2200 - 2400	2200	319	337	1029	1047	4	14
V.0121.1402	V.0122.1402	TO Gear / Variable / 22	20	900 - 1100	900	-	-	380	397	2	6





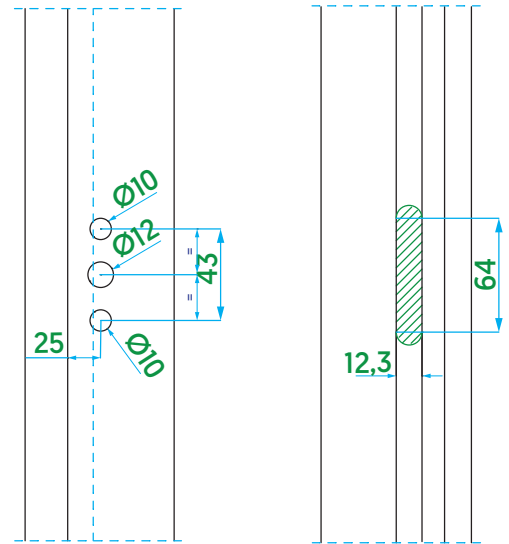
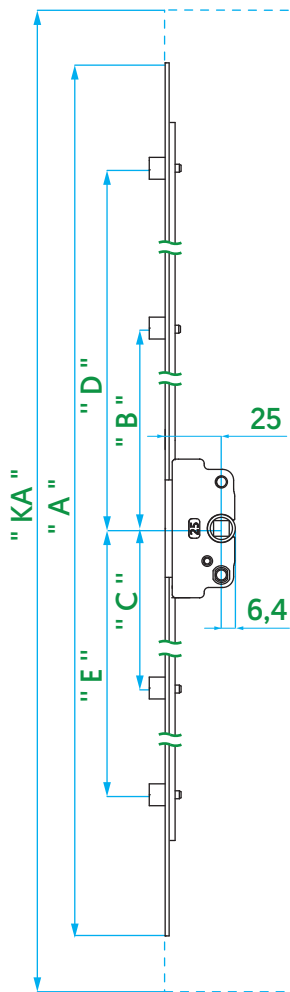
PVC	✓			
Timber	✓			
Aluminium	✓			

Turn Only Gear



Variable / 25 / For Narrow Profiles



Article Code RC	Article Code SC	Article	Qty	'KA' (mm)	'A' (mm)	'B' (mm)	'C' (mm)	'D' (mm)	'E' (mm)		
V.0135.0102	V.0136.0102	TO Gear / Variable / 25	20	300 - 400	300	-	-	79	97	2	4
V.0135.0202	V.0136.0202	TO Gear / Variable / 25	20	400 - 600	400	-	-	129	147	2	4
V.0135.0302	V.0136.0302	TO Gear / Variable / 25	20	600 - 800	600	-	-	229	247	2	4
V.0135.0402	V.0136.0402	TO Gear / Variable / 25	20	800 - 1000	800	-	-	329	347	2	6
V.0135.0502	V.0136.0502	TO Gear / Variable / 25	20	1000 - 1200	1000	105	-	429	447	3	8
V.0135.0602	V.0136.0602	TO Gear / Variable / 25	20	1200 - 1400	1200	105	-	529	547	3	9
V.0135.0702	V.0136.0702	TO Gear / Variable / 25	20	1400 - 1600	1400	105	-	629	647	3	9
V.0135.0902	V.0136.0902	TO Gear / Variable / 25	20	1600 - 1800	1600	237	255	729	747	4	12
V.0135.1102	V.0136.1102	TO Gear / Variable / 25	20	1800 - 2000	1800	270	288	829	847	4	12
V.0135.1202	V.0136.1202	TO Gear / Variable / 25	20	2000 - 2200	2000	269	288	929	947	4	14
V.0135.1302	V.0136.1302	TO Gear / Variable / 25	20	2200 - 2400	2200	319	337	1029	1047	4	14

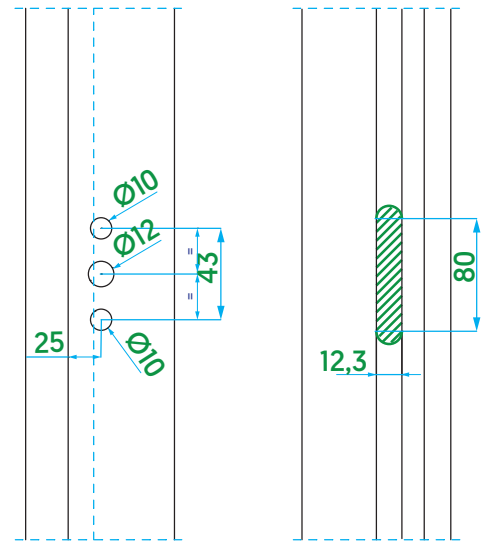
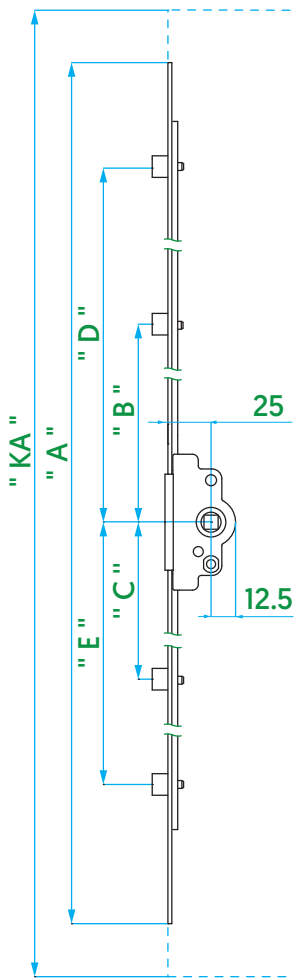


PVC	✓			
Timber	✓			
Aluminium	✓			

Turn Only Gear

Variable / 25

Article Code RC	Article Code SC	Article	Qty	'KA' (mm)	'A' (mm)	'B' (mm)	'C' (mm)	'D' (mm)	'E' (mm)		
V.0123.0102	V.0124.0102	TO Gear / Variable / 25	10	300 - 400	300	-	-	79	97	2	4
V.0123.0202	V.0124.0202	TO Gear / Variable / 25	10	400 - 600	400	-	-	129	147	2	4
V.0123.0302	V.0124.0302	TO Gear / Variable / 25	10	600 - 800	600	-	-	229	247	2	6
V.0123.0402	V.0124.0402	TO Gear / Variable / 25	10	800 - 1000	800	-	-	329	347	2	6
V.0123.0502	V.0124.0502	TO Gear / Variable / 25	10	1000 - 1200	1000	105	-	429	447	3	9
V.0123.0602	V.0124.0602	TO Gear / Variable / 25	10	1200 - 1400	1200	105	-	529	547	3	9
V.0123.0702	V.0124.0702	TO Gear / Variable / 25	10	1400 - 1600	1400	105	-	629	647	3	9
V.0123.0902	V.0124.0902	TO Gear / Variable / 25	10	1600 - 1800	1600	237	255	729	747	4	12
V.0123.1102	V.0124.1102	TO Gear / Variable / 25	10	1800 - 2000	1800	270	288	829	847	4	12
V.0123.1202	V.0124.1202	TO Gear / Variable / 25	10	2000 - 2200	2000	269	288	929	947	4	14
V.0123.1302	V.0124.1302	TO Gear / Variable / 25	10	2200 - 2400	2200	319	337	1029	1047	4	14



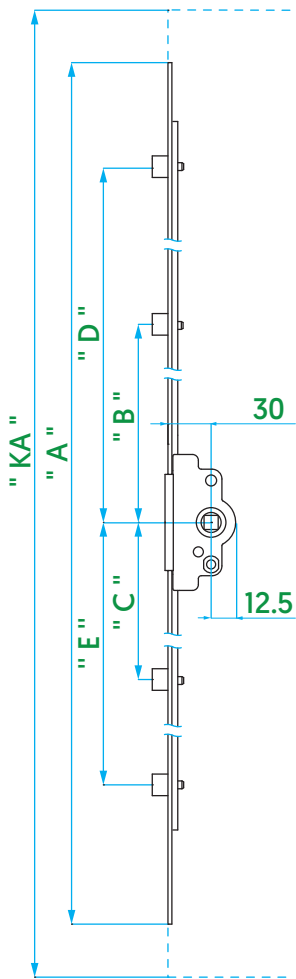
PVC	✓			
Timber	✓			
Aluminium	✓			

Turn Only Gear



Variable / 30



Article Code RC	Article Code SC	Article	Qty	'KA' (mm)	'A' (mm)	'B' (mm)	'C' (mm)	'D' (mm)	'E' (mm)		
V.0138.0102	V.0139.0102	TO Gear / Variable / 30	10	300 - 400	300	-	-	79	97	2	4
V.0138.0202	V.0139.0202	TO Gear / Variable / 30	10	400 - 600	400	-	-	129	147	2	4
V.0138.0302	V.0139.0302	TO Gear / Variable / 30	10	600 - 800	600	-	-	229	247	2	6
V.0138.0402	V.0139.0402	TO Gear / Variable / 30	10	800 - 1000	800	-	-	329	347	2	6
V.0138.0502	V.0139.0502	TO Gear / Variable / 30	10	1000 - 1200	1000	105	-	429	447	3	9
V.0138.0602	V.0139.0602	TO Gear / Variable / 30	10	1200 - 1400	1200	105	-	529	547	3	9
V.0138.0702	V.0139.0702	TO Gear / Variable / 30	10	1400 - 1600	1400	105	-	629	647	3	9
V.0138.0902	V.0139.0902	TO Gear / Variable / 30	10	1600 - 1800	1600	237	255	729	747	4	12
V.0138.1102	V.0139.1102	TO Gear / Variable / 30	10	1800 - 2000	1800	270	288	829	847	4	12
V.0138.1202	V.0139.1202	TO Gear / Variable / 30	10	2000 - 2200	2000	269	288	929	947	4	14
V.0138.1302	V.0139.1302	TO Gear / Variable / 30	10	2200 - 2400	2200	319	337	1029	1047	4	14

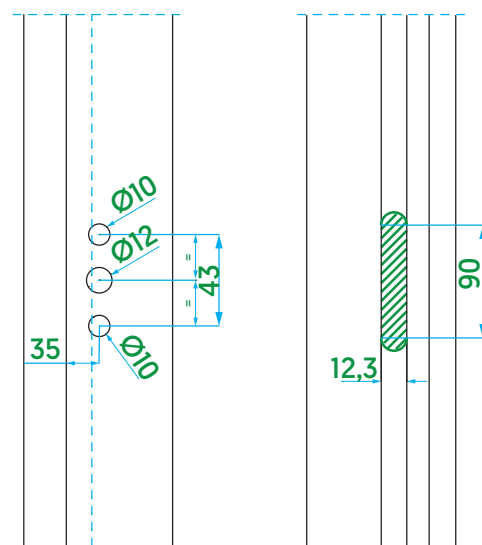
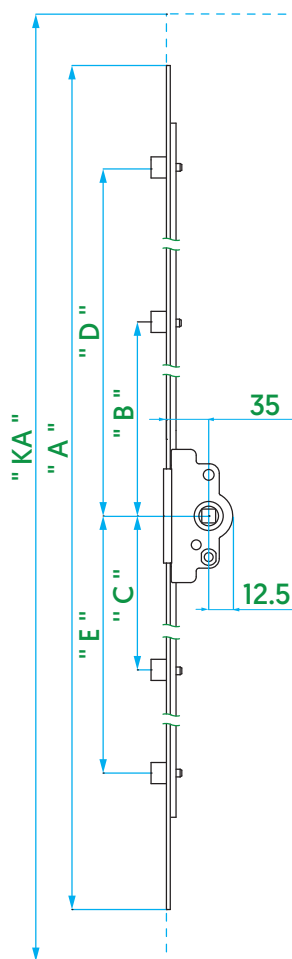


PVC	✓			
Timber	✓			
Aluminium	✓			

Turn Only Gear

Variable / 35

Article Code RC	Article Code SC	Article	Qty	'KA' (mm)	'A' (mm)	'B' (mm)	'C' (mm)	'D' (mm)	'E' (mm)		
V.0119.0102	V.0120.0102	TO Gear / Variable / 35	10	300 - 400	300	-	-	79	97	2	4
V.0119.0202	V.0120.0202	TO Gear / Variable / 35	10	400 - 600	400	-	-	129	147	2	4
V.0119.0302	V.0120.0302	TO Gear / Variable / 35	10	600 - 800	600	-	-	229	247	2	6
V.0119.0402	V.0120.0402	TO Gear / Variable / 35	10	800 - 1000	800	-	-	329	347	2	6
V.0119.0502	V.0120.0502	TO Gear / Variable / 35	10	1000 - 1200	1000	105	-	429	447	3	9
V.0119.0602	V.0120.0602	TO Gear / Variable / 35	10	1200 - 1400	1200	105	-	529	547	3	9
V.0119.0702	V.0120.0702	TO Gear / Variable / 35	10	1400 - 1600	1400	105	-	629	647	3	9
V.0119.0902	V.0120.0902	TO Gear / Variable / 35	10	1600 - 1800	1600	237	255	729	747	4	12
V.0119.1102	V.0120.1102	TO Gear / Variable / 35	10	1800 - 2000	1800	270	288	829	847	4	12
V.0119.1202	V.0120.1202	TO Gear / Variable / 35	10	2000 - 2200	2000	269	288	929	947	4	14
V.0119.1302	V.0120.1302	TO Gear / Variable / 35	10	2200 - 2400	2200	319	337	1029	1047	4	14







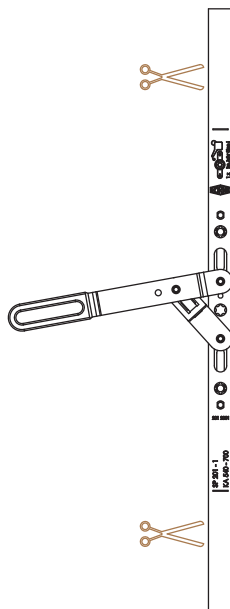
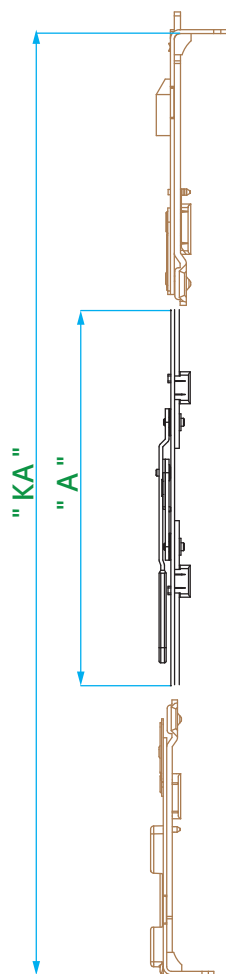
PVC	✓	
Timber	✓	
Aluminium	✓	

Double Sash Gear




Variable

Article Code	Article	Qty	'KA' (mm)	'A' (mm)				
V.0301.0102	Double Sash Gear / Variable	10	540 - 700	400	-	-	-	2
V.0301.0202	Double Sash Gear / Variable Double Sash Gear	10	700 - 1200	900	1	1	-	4
V.0301.0302	Double Sash Gear / Variable Double Sash Gear	10	900 - 1400	1100	1	1	-	6
V.0301.0402	Double Sash Gear / Variable Double Sash Gear	10	1200 - 1700	1400	2	1	-	7
V.0301.0502	Double Sash Gear / Variable Double Sash Gear	10	1700 - 2200	1900	2	1	1	7
V.0301.0802	Double Sash Gear / Variable Double Sash Gear	10	1900 - 2400	2100	3	1	1	8







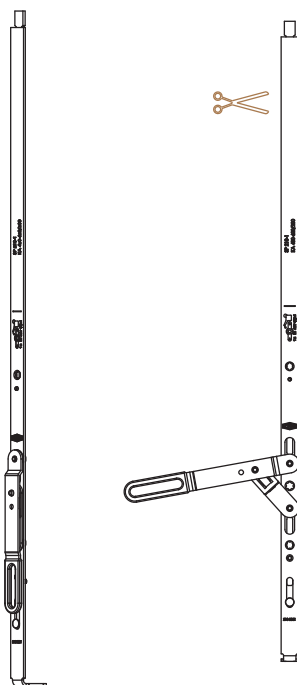
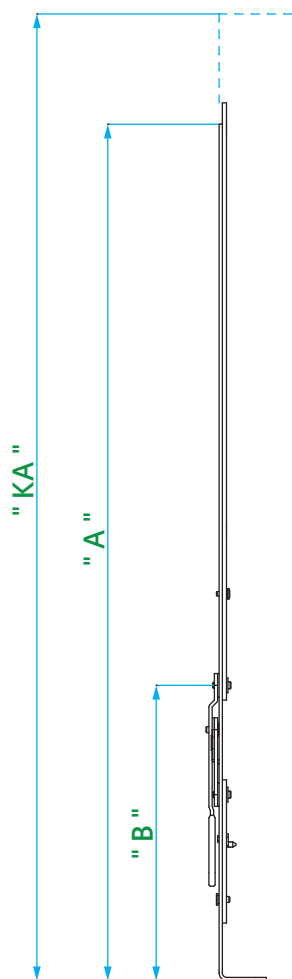
Cutting process should apply in open position

PVC	✓	
Timber	✓	
Aluminium	✓	

Double Sash Gear

Constant

Article Code	Article	Qty	'KA' (mm)	'A' (mm)	'B' (mm)				
V.0302.0102	Double Sash Gear / Constant	10	480 - 620	580	200	-	-	-	3
V.0302.0202	Double Sash Gear / Constant	10	620 - 850	700	345	1	1	-	4
V.0302.0302	Double Sash Gear / Constant	10	850 - 1100	950	200	1	1	-	6
V.0302.0402	Double Sash Gear / Constant	10	1100 - 1350	1200	200	1	1	1	7
V.0302.0502	Double Sash Gear / Constant	10	1350 - 1600	1450	485	2	1	1	4
V.0302.0602	Double Sash Gear / Constant	10	1600 - 1850	1700	485	2	1	1	4
V.0302.0702	Double Sash Gear / Constant	10	1850 - 2100	1950	500	2	1	1	5
V.0302.0802	Double Sash Gear / Constant	10	2100 - 2350	2200	500	2	1	1	6




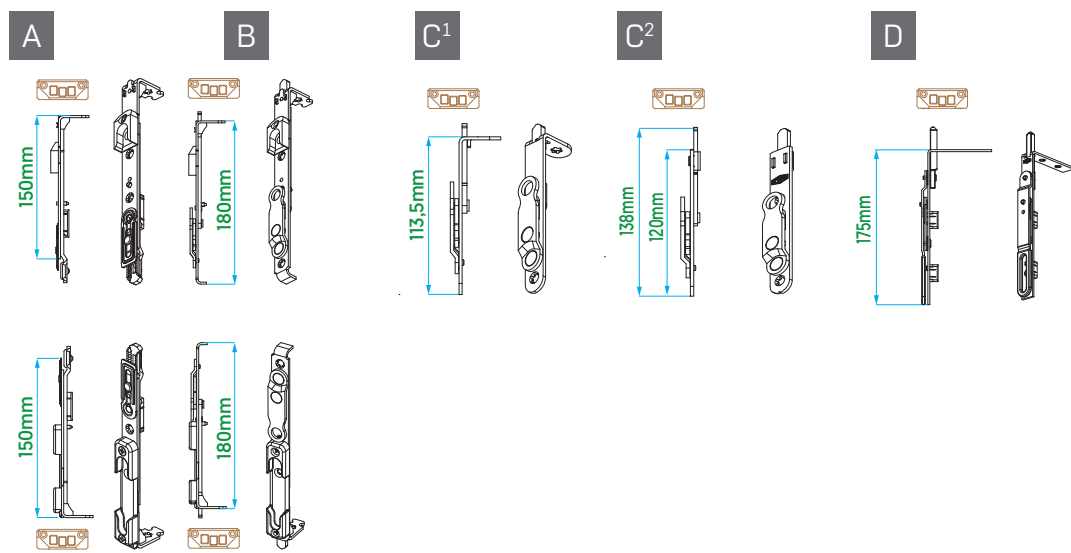
Cutting process should apply in open position

PVC	✓			
Timber	✓			
Aluminium	✓			

Shootbolt



	Article Code	Article	Qty	
A	V.1901.0102	Double Sash Gear Bottom Shootbolt	50	4
	V.1902.0102	Double Sash Gear Top Shootbolt	50	4
B	V.2001.0102	Bottom Shootbolt	100	3
	V.2002.0102	Top Shootbolt	100	3
C ¹	V.2005.0102	Short Shootbolt	50	3
C ²	V.2006.0102	Door Shootbolt 18 mm	100	4
D	V.2007.0102	Door Shootbolt	50	4



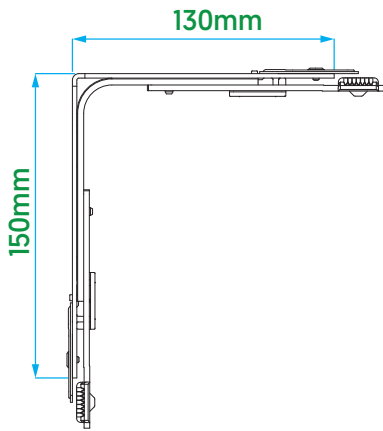
PVC	✓	
Timber	✓	
Aluminium	✓	



Corner Slider

Without Cam

Article Code	Article	Qty	
V.0611.0102	Corner Slider / 150 x 130 (mm)	100	2







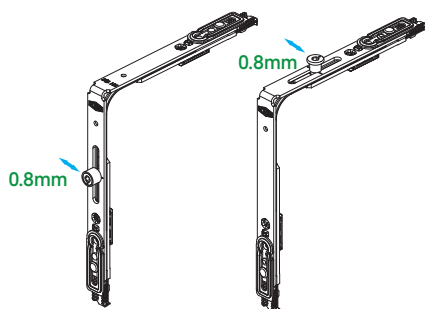
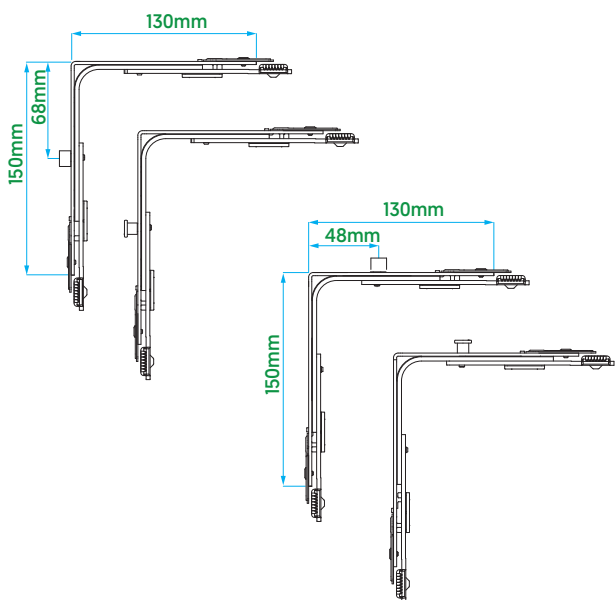
PVC	✓	
Timber	✓	
Aluminium	✓	



Corner Slider

Standart & Security Cam (Single Cam)







Article Code	Article	Qty				
V.0601.0102	Corner Slider / 150 RC1 x 130 (mm)	100	1	-	-	4
V.0601.0202	Corner Slider / 150 SC1 x 130 (mm)	100	-	1	-	4
V.0609.0102	Corner Slider / 150 x 130 RC1 (mm)	100	1	-	-	4
V.0608.0102	Corner Slider / 150 x 130 SC1 (mm)	100	-	1	1	4

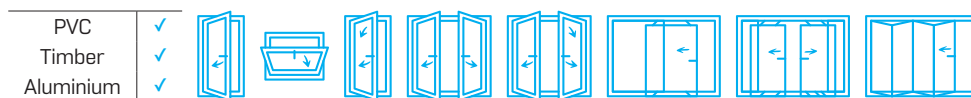
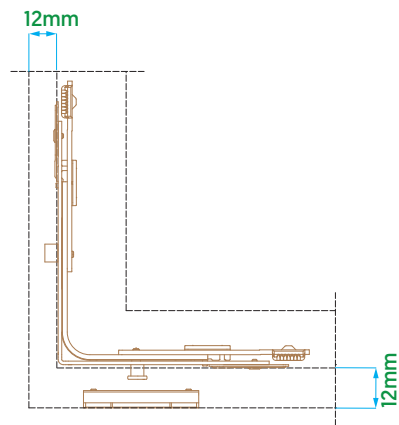
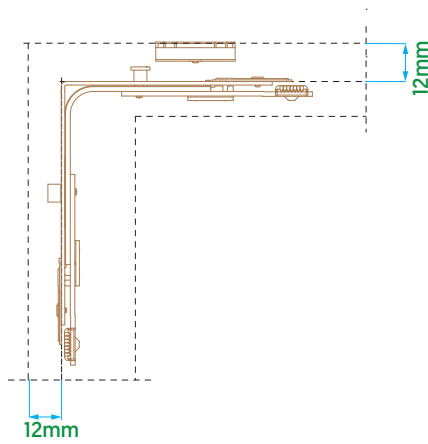
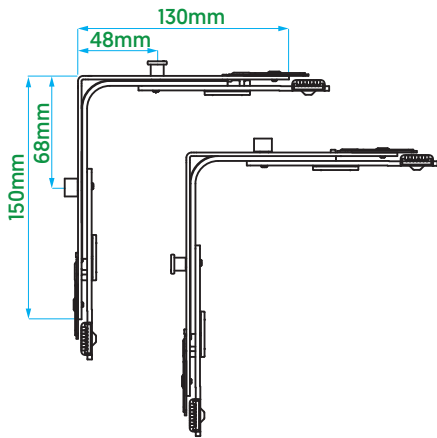


PVC	✓												
Timber	✓												
Aluminium	✓												

Corner Slider

Standart & Security Cam (Double Cam)





Article Code	Article	Qty				
V.0605.0102	Corner Slider / Standart & Security Cam / 150 RC1 x 130 SC1 (mm)	100	1	1	1	4
V.0606.0102	Corner Slider / Standart & Security Cam / 150 SC1 x 130 RC1 (mm)	100	1	1	-	4

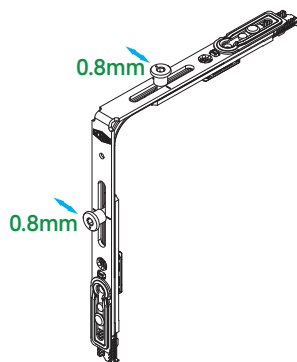
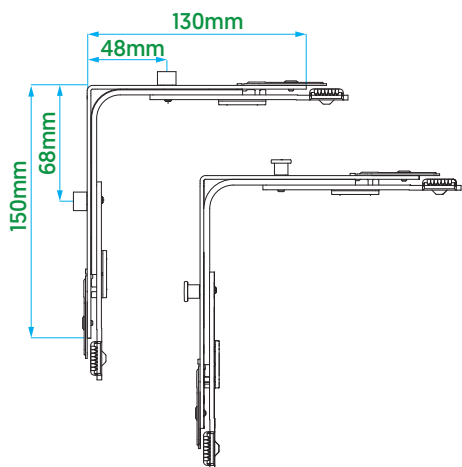













Corner Slider

Standart & Security Cam (Double Cam)







Article Code	Article	Qty				
V.0612.0102	Corner Slider / Standart & Security Cam / 150 RC1 x 130 RC1 (mm)	100	2	-	-	4
V.0607.0102	Corner Slider / Standart & Security Cam / 150 SC1 x 130 SC1 (mm)	100	-	2	1	4

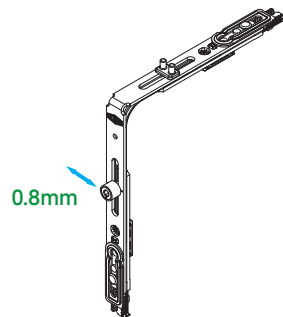
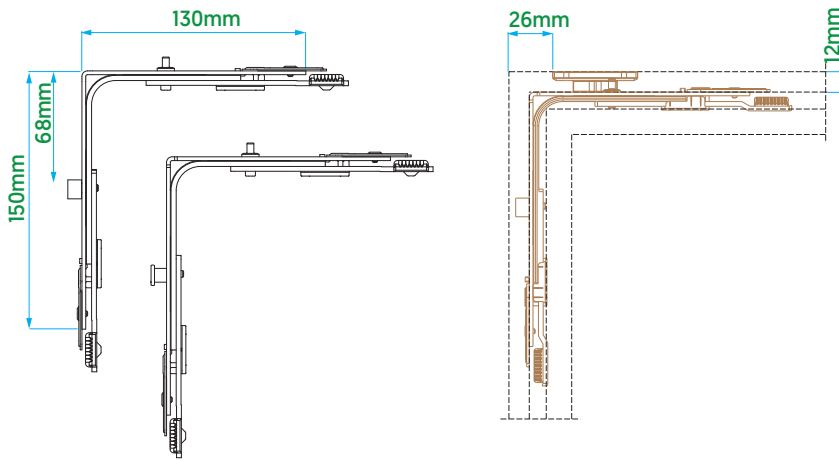


PVC	✓												
Timber	✓												
Aluminium	✓												

Corner Slider

Mini Ventilation

Article Code	Article	Qty				
V.0604.0102	Corner Slider / Ventilation / 150 RC1 x 130 MH (mm)	100	1	-	1	4
V.0604.0202	Corner Slider / Ventilation / 150 RC1 x 130 MH (mm)	100	-	1	1	4



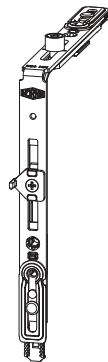
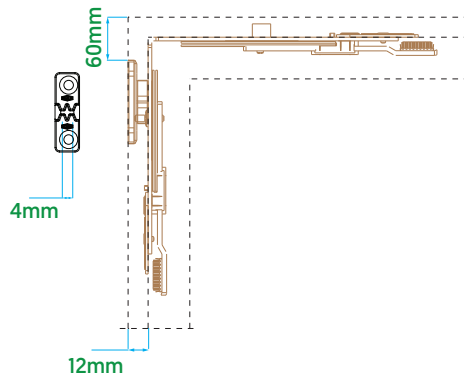
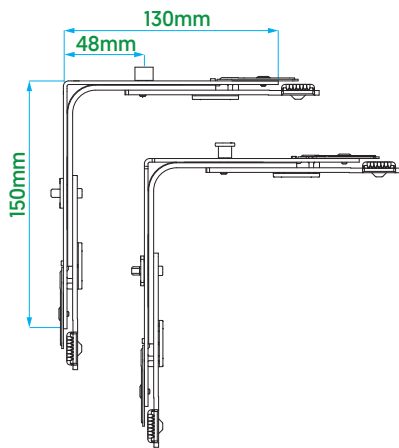
PVC	✓			
Timber	✓			
Aluminium	✓			

Corner Slider

Adjustable Ventilation



Article Code	Article	Qty				
V.0604.0502	Corner Slider / Adjustable Ventilation / 150 KH x 130 RC1 (mm)	100	1	-	1	4
V.0604.0602	Corner Slider / Adjustable Ventilation / 150 KH x 130 SC1 (mm)	100	-	1	1	4






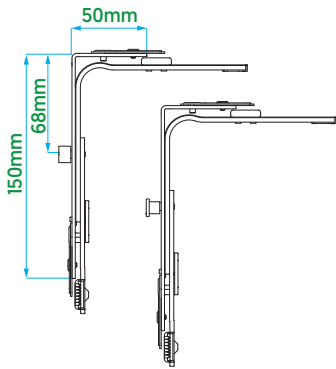
PVC	✓			
Timber	✓			
Aluminium	✓			



Corner Slider

Short Corner

Article Code	Article	Qty			
V.0602.0102	Corner Slider / Short Corner / 150 RC1 x 50 (mm)	100	1	-	3
V.0603.0102	Corner Slider / Short Corner / 150 SC1 x 50 (mm)	100	-	1	3






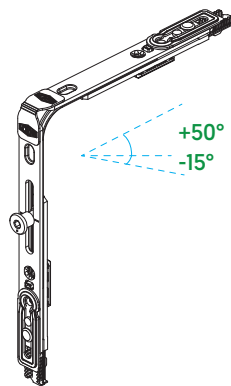
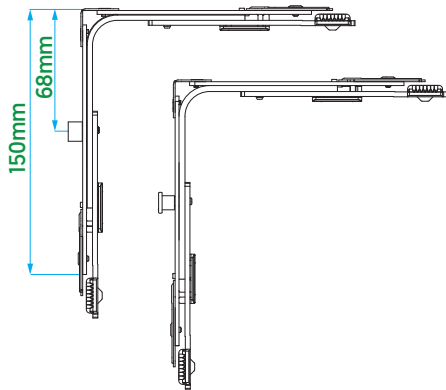
PVC	✓	
Timber	✓	
Aluminium	✓	


Corner Slider

Angular



Article Code	Article	Qty			
V.0613.0102	Corner Slider / Angular / 150 RC1 x 130 (mm)	100	1	-	4
V.0613.0202	Corner Slider / Angular / 150 SC1 x 130 (mm)	100	-	1	4






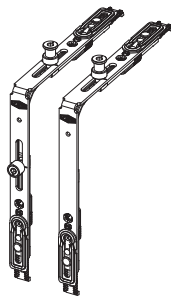
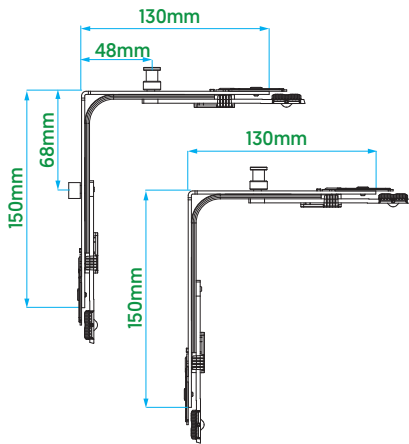
PVC	✓	
Timber	✓	
Aluminium	✓	




Corner Slider

Without Trashold

Article Code	Article	Qty			
V.0620.0102	Corner Slider / Without Trashold / 150 RC1 x 130 SC1 (mm)	100	1	1	3
V.0620.0202	Corner Slider / Without Trashold / 150 x 130 SC1 (mm)	100	-	1	3






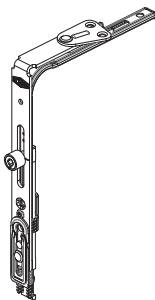
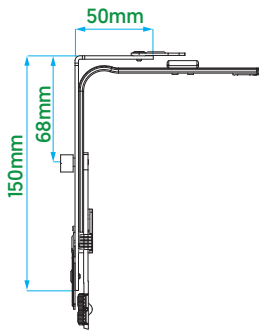
PVC	✓										
Timber	✓										
Aluminium	✓										

Corner Slider

Screwable







Article Code	Article	Qty			
V.0621.0102	Corner Slider / Screwable / 150 RC1 x 50 (mm)	100	1	-	3


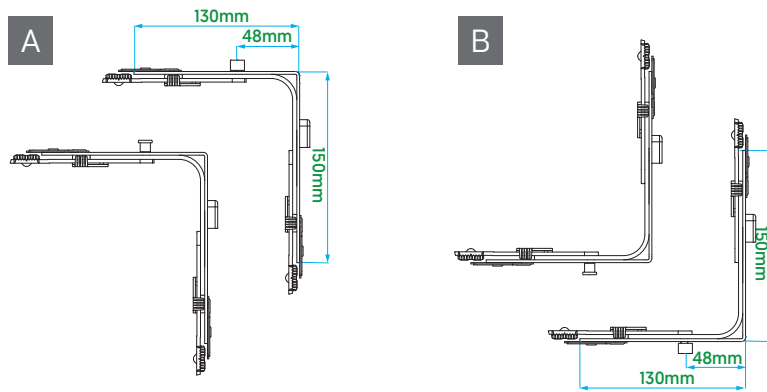


PVC	✓								
Timber	✓								
Aluminium	✓								

Corner Slider

Standart & Security Cam (Double Sash)




	Article Code	Article	Qty				
A	V.0622.0102	Top Corner Slider / Security / 150 x 130 SC1 (mm)	100	-	1	-	4
	V.0622.0202	Top Corner Slider / 150 x 130 RC1 (mm)	100	1	-	-	4
B	V.0623.0102	Bottom Corner Slider / Security / 150 x 130 SC1 (mm)	100	-	1	1	4
	V.0623.0202	Bottom Corner Slider / 150 x 130 RC1 (mm)	100	1	-	-	4

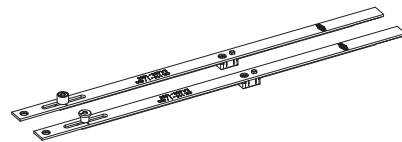
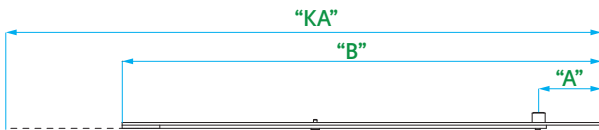


PVC	✓			
Timber	✓			
Aluminium	✓			

Supplementary Locking



Article Code	Article	Qty	'KA' [mm]	'A' [mm]	'B' [mm]			
V.1001.0102	Supplementary Locking	10	800 - 1200	53	405	1	-	2
V.1002.0102	Supplementary Locking	10	800 - 1200	53	405	-	1	2
V.1001.0202	Supplementary Locking	10	1200 - 1700	53	655	1	-	3
V.1002.0202	Supplementary Locking	10	1200 - 1700	53	655	-	1	3





Extension Part

Article Code	Article	Qty	'A' [mm]	'B' [mm]			
V.1101.0102	Extension Part	100	82	150	-	-	2
V.1102.0102	Extension Part	100	82	150	1	-	2
V.1103.0102	Extension Part	100	82	150	-	1	2



PVC	✓						
Timber	✓						
Aluminium	✓						

Extension Part



Cutable

	Article Code	Article	Qty	'KA' [mm]	'A' [mm]			
A	V.1101.0202	Extension Part / Cutable	10	150 - 400	82	-	-	2
	V.1102.0202	Extension Part / Cutable	10	150 - 400	82	1	-	2
	V.1103.0202	Extension Part / Cutable	10	150 - 400	82	-	1	2
B	V.1101.0302	Extension Part / Cutable	10	200 - 400	82	-	-	3
	V.1102.0302	Extension Part / Cutable	10	200 - 400	82	1	-	3
	V.1103.0302	Extension Part / Cutable	10	200 - 400	82	-	1	3





PVC	✓	
Timber	✓	
Aluminium	✓	

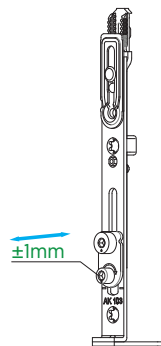
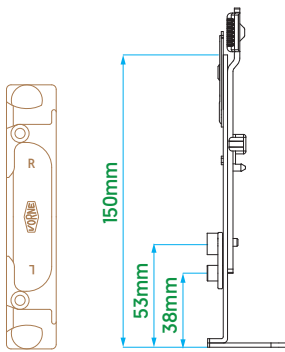











Tilt Locking Mechanism

Vertical Appliaction

Article Code	Article	Qty		
V.0701.0102	Tilt Locking Mechanism / Vertical Appliaction	100	1	4
V.0704.0102*	Tilt Locking Mechanism / Vertical Appliaction	100	1	4

*Recommended for narrow angular systems.

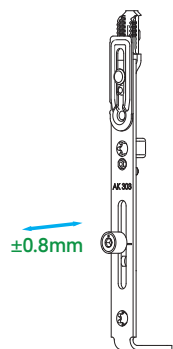
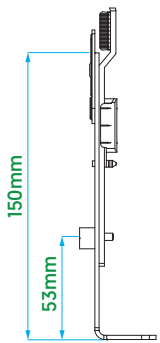




PVC	✓						
Timber	✓						
Aluminium	✓						

Turn Only Bottom & Top Connection





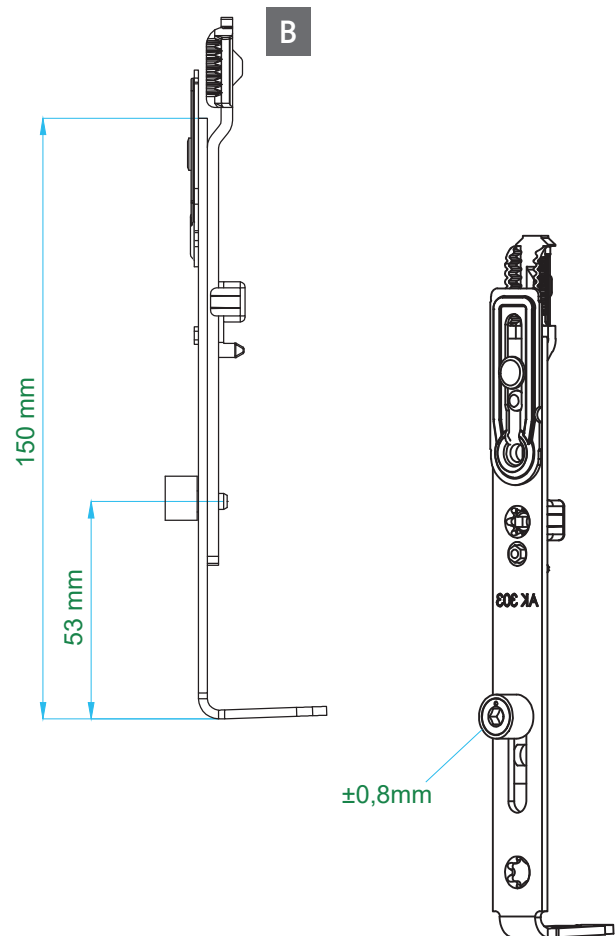
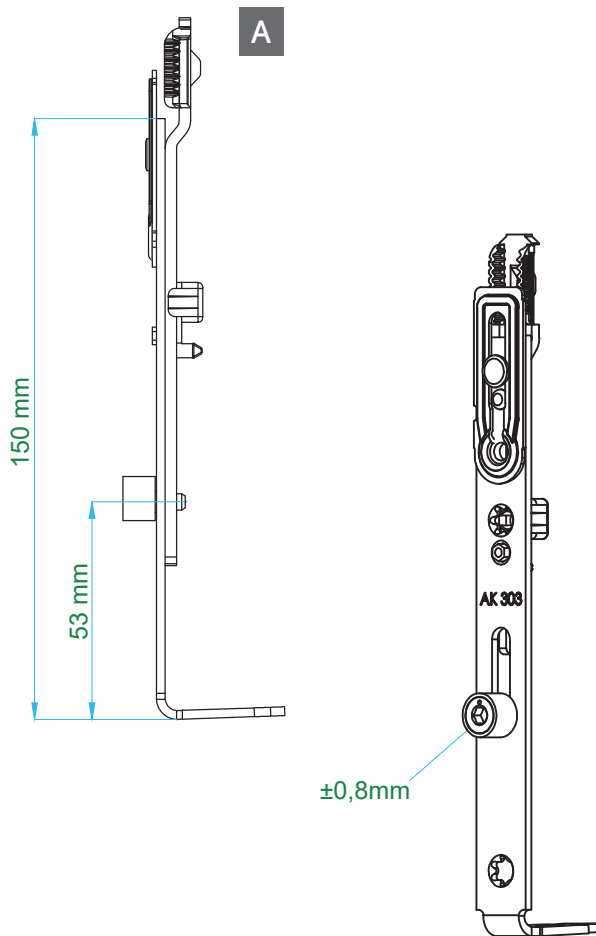
Article Code	Article	Qty		
V.0702.0102	TO Bottom & Top Connection	100	1	4



PVC	✓			
Timber	✓			
Aluminium	✓			

Turn Only Bottom & Top Connection

Article Code	Article	Qty		
V.0705.0102	90° Turn Only Bottom Locking	100	1	4
V.0706.0102	90° Turn Only Top Locking	100	1	4

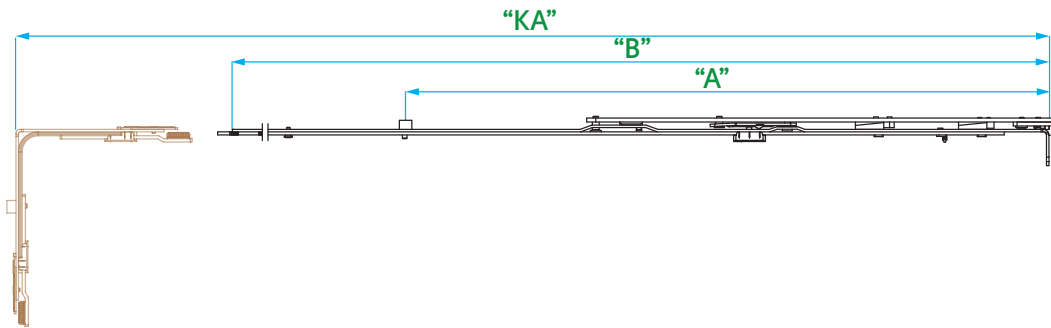


PVC	✓			
Timber	✓			
Aluminium	✓			

Tilt & Turn Stay Set





Article Code RC	Article Code SC	Article	Qty	'KA' [mm]	'A' [mm]	'B' [mm]		
V.0401.0102	-	T&T Stay	10	350 - 600	-	470	-	2
V.0401.0202	-	T&T Stay	10	400 - 650	-	520	-	3
V.0401.0302	-	T&T Stay	10	600 - 850	-	720	-	5
V.0401.0402	V.0403.0402	T&T Stay	10	600 - 850	370	720	1	5
V.0401.0502	V.0403.0502	T&T Stay	10	850 - 1100	568	970	1	7
V.0401.0602	V.0403.0602	T&T Stay	10	1100 - 1350	676	1220	1	7
V.0401.0702	V.0403.0702	T&T Stay	10	1350 - 1600	818	1470	1	7

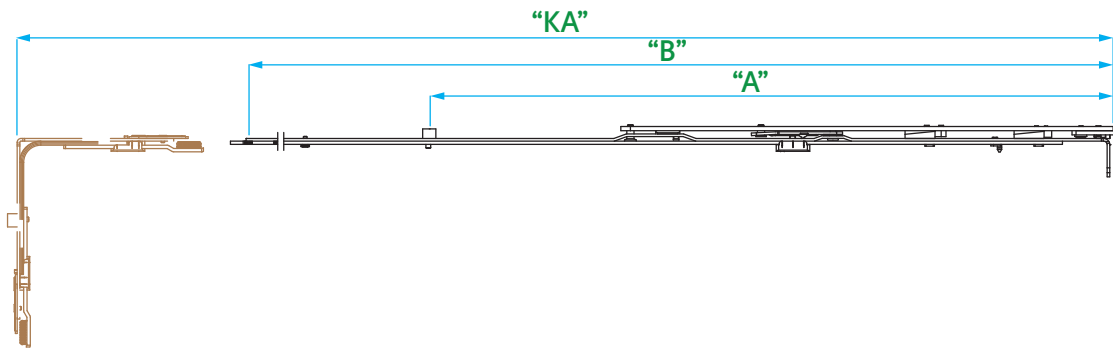


PVC	✓	
Timber	✓	
Aluminium	✓	

Tilt & Turn Stay Set

Tilt First Tilt & Turn

Article Code RC	Article Code SC	Article	Qty	'KA' (mm)	'A' (mm)	'B' (mm)		
V.0404.0102	-	T&T Stay / Tilt First	10	350 - 600	-	470	-	2
V.0404.0202	-	T&T Stay / Tilt First	10	400 - 650	-	520	-	3
V.0404.0302	-	T&T Stay / Tilt First	10	600 - 850	-	720	-	5
V.0404.0402	V.0407.0402	T&T Stay / Tilt First	10	600 - 850	370	720	1	5
V.0404.0502	V.0407.0502	T&T Stay / Tilt First	10	850 - 1100	568	970	1	7
V.0404.0602	V.0407.0602	T&T Stay / Tilt First	10	1100 - 1350	676	1220	1	7
V.0404.0702	V.0407.0702	T&T Stay / Tilt First	10	1350 - 1600	818	1470	1	7





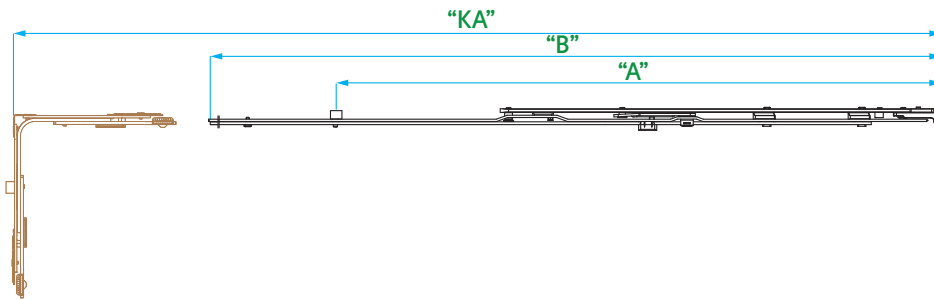
PVC	✓	
Timber	✓	
Aluminium	✓	


Tilt & Turn Stay Set



Angular

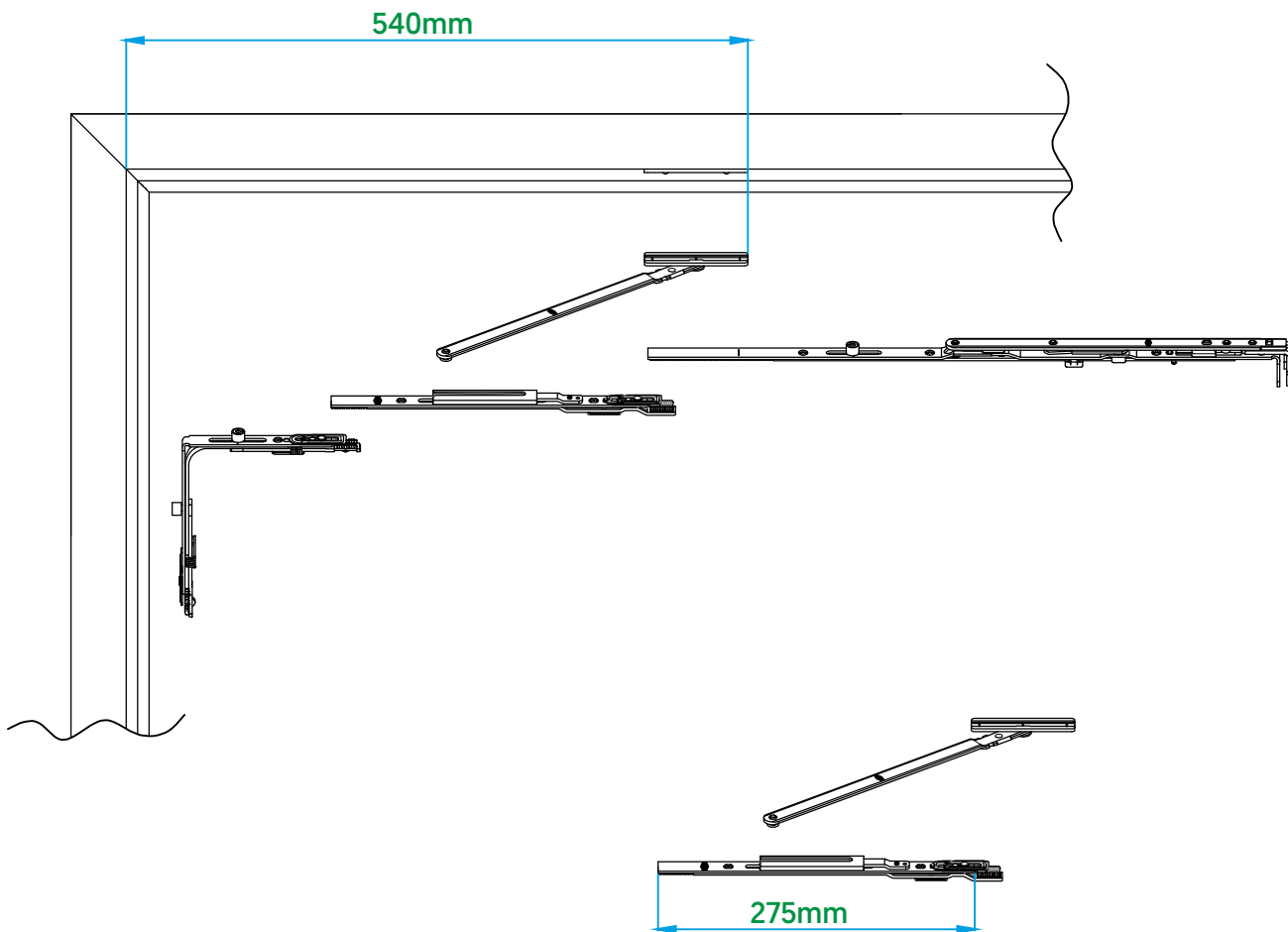
Article Code RC	Article Code SC	Article	Qty	'KA' [mm]	'A' [mm]	'B' [mm]		
V.0405.0102	-	T&T Stay / Angular	10	350 - 600	-	470	-	2
V.0405.0202	-	T&T Stay / Angular	10	400 - 650	-	520	-	3
V.0405.0302	-	T&T Stay / Angular	10	600 - 850	-	720	-	5
V.0405.0402	V.0406.0402	T&T Stay / Angular	10	600 - 850	370	720	1	5
V.0405.0502	V.0406.0502	T&T Stay / Angular	10	850 - 1100	568	970	1	7
V.0405.0602	V.0406.0602	T&T Stay / Angular	10	1100 - 1350	676	1220	1	7
V.0405.0702	V.0406.0702	T&T Stay / Angular	10	1350 - 1600	818	1470	1	7



PVC	✓	
Timber	✓	
Aluminium	✓	

Secondary Stay

Article Code	Article	Qty	
V.0402.0102	Secondary Stay	10	5



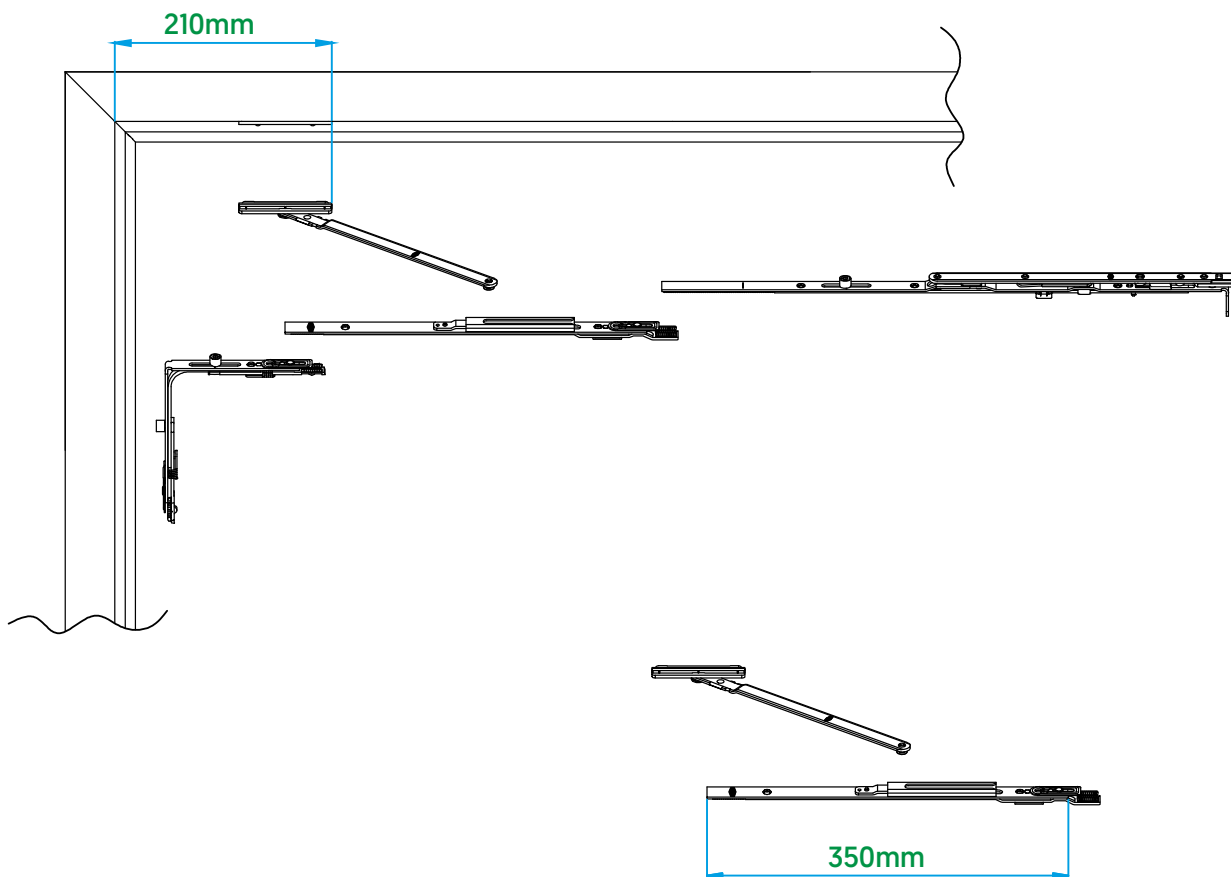
It is recommended to use Sash Rectangular Width 1200 mm and longer Applications.

PVC	✓	
Timber	✓	
Aluminium	✓	

Tilt First Secondary Stay




Article Code	Article	Qty	
V.0402.0202	Tilt First Secondary Stay	10	5



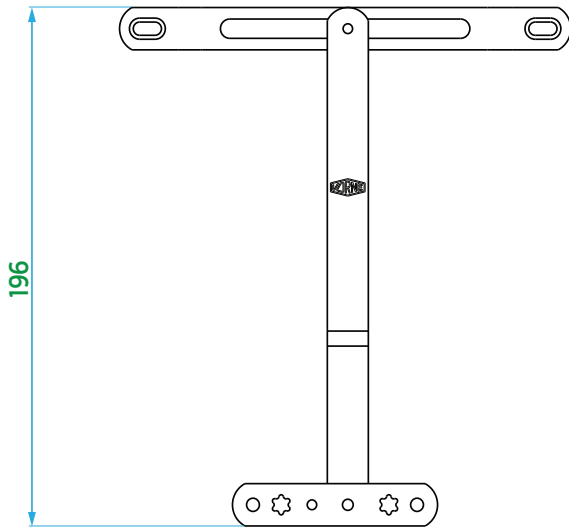
It is recommended to use Sash Rectangular Width 1200 mm and longer Applications.

PVC	✓	
Timber	✓	
Aluminium	✓	

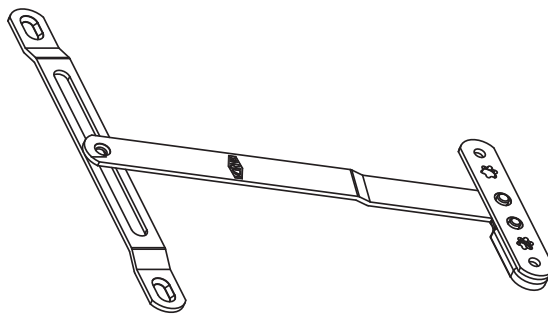
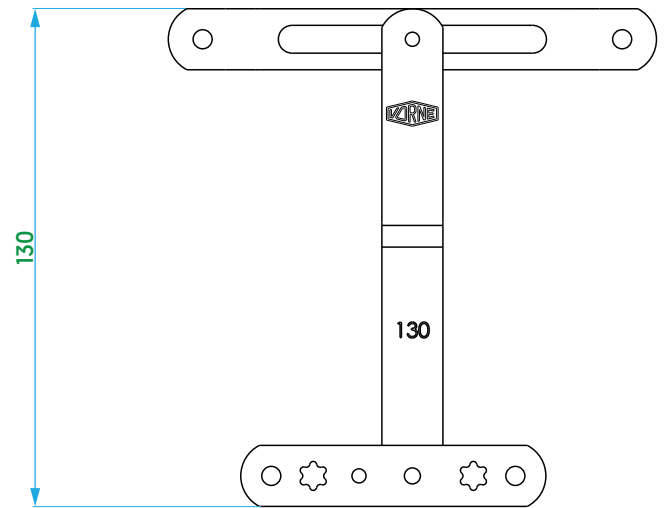
Tilt Stay

	Article Code	Article	Qty	
A	V.0501.0102	Tilt Stay (TO Gear Compatible)	10	4
	V.0501.0202	Tilt Stay (T&T Gear Compatible)	10	4
B	V.0501.0302	Tilt Stay (130 mm)	10	4

A



B



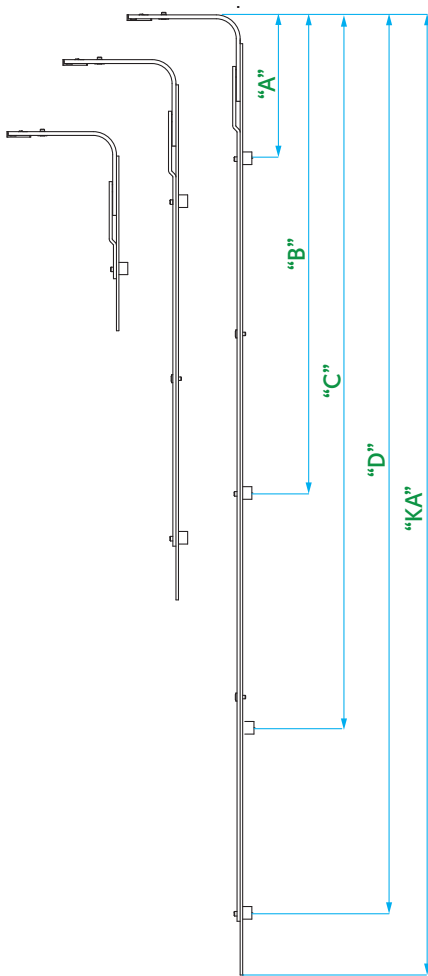
PVC	✓	
Timber	✓	
Aluminium	✓	

Center Locking

Standart Locking






Article Code	Qty	Article	'KA' [mm]	'A' [mm]	'B' [mm]	'C' [mm]	'D' [mm]		
V.0801.0102	10	Center Locking / Standart Locking	0 - 800	128	-	-	-	1	2
V.0801.0202	10	Center Locking / Standart Locking	0 - 800	280	-	-	-	-	3
V.0801.0302	10	Center Locking / Standart Locking	800 - 1200	128	482	-	-	2	3
V.0801.0402	10	Center Locking / Standart Locking	1200 - 1700	128	732	-	-	2	4
V.0801.0502	10	Center Locking / Standart Locking	1700 - 2200	128	632	1282	-	3	5
V.0801.0902	10	Center Locking / Standart Locking	850 - 1400	128	632	-	-	2	5
V.0801.0602	10	Center Locking / Standart Locking	800 - 1200	-	482	-	-	1	3
V.0801.0702	10	Center Locking / Standart Locking	1200 - 1700	-	732	-	-	1	4
V.0801.0802	10	Center Locking / Standart Locking	1700 - 2200	-	632	1282	-	2	5
V.0801.1002	10	Center Locking / Standart Locking	1900 - 2400	128	632	1157	1682	4	7
V.0801.1102	10	Center Locking / Standart Locking	1900 - 2400	-	632	1157	1682	3	7



PVC	✓	
Timber	✓	
Aluminium	✓	

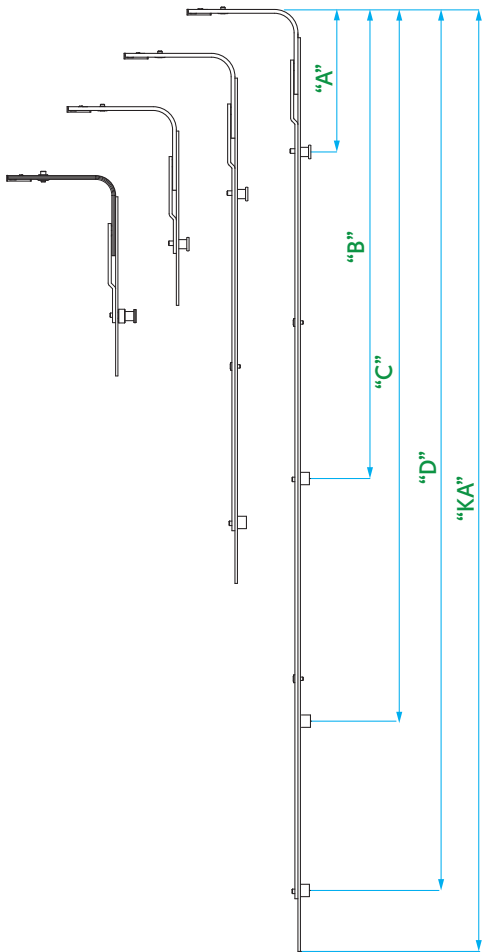
Center Locking

Security Locking

Article Code	Article	Qty	'KA' (mm)	'A' (mm)	'B' (mm)	'C' (mm)	'D' (mm)			
V.0901.0102	Center Locking / Security Locking	10	0 - 800	128	-	-	-	-	1	2
V.0901.0202	Center Locking / Security Locking	10	0 - 800	280	-	-	-	-	1	2
V.0901.0302	Center Locking / Security Locking	10	800 - 1200	128	482	-	-	1	1	3
V.0901.0402	Center Locking / Security Locking	10	1200 - 1700	128	732	-	-	1	1	4
V.0901.0502	Center Locking / Security Locking	10	1700 - 2200	128	632	1282	-	2	1	5
V.0902.0302	Center Locking / Security Locking	10	800 - 1200	128	482	-	-	-	2	3
V.0902.0402	Center Locking / Security Locking	10	1200 - 1700	128	732	-	-	-	2	4
V.0902.0502	Center Locking / Security Locking	10	1700 - 2200	128	632	1282	-	-	3	5
V.0901.1002	Center Locking / Security Locking	10	1900 - 2400	128	632	1157	1682	3	1	7
V.0902.1002	Center Locking / Security Locking	10	1900 - 2400	128	632	1157	1682	-	4	7
V.0902.1102	Center Locking / Security Locking	10	1900 - 2400	-	632	1157	1682	-	3	7
V.0903.0102*	Center Locking / Security Locking	10	0 - 800	128	-	-	-	-	1	2
V.0904.0102**	Center Locking / Security Locking	10	0 - 800	128	-	-	-	-	1	2

* Uzun Pimli

** Without Trashold






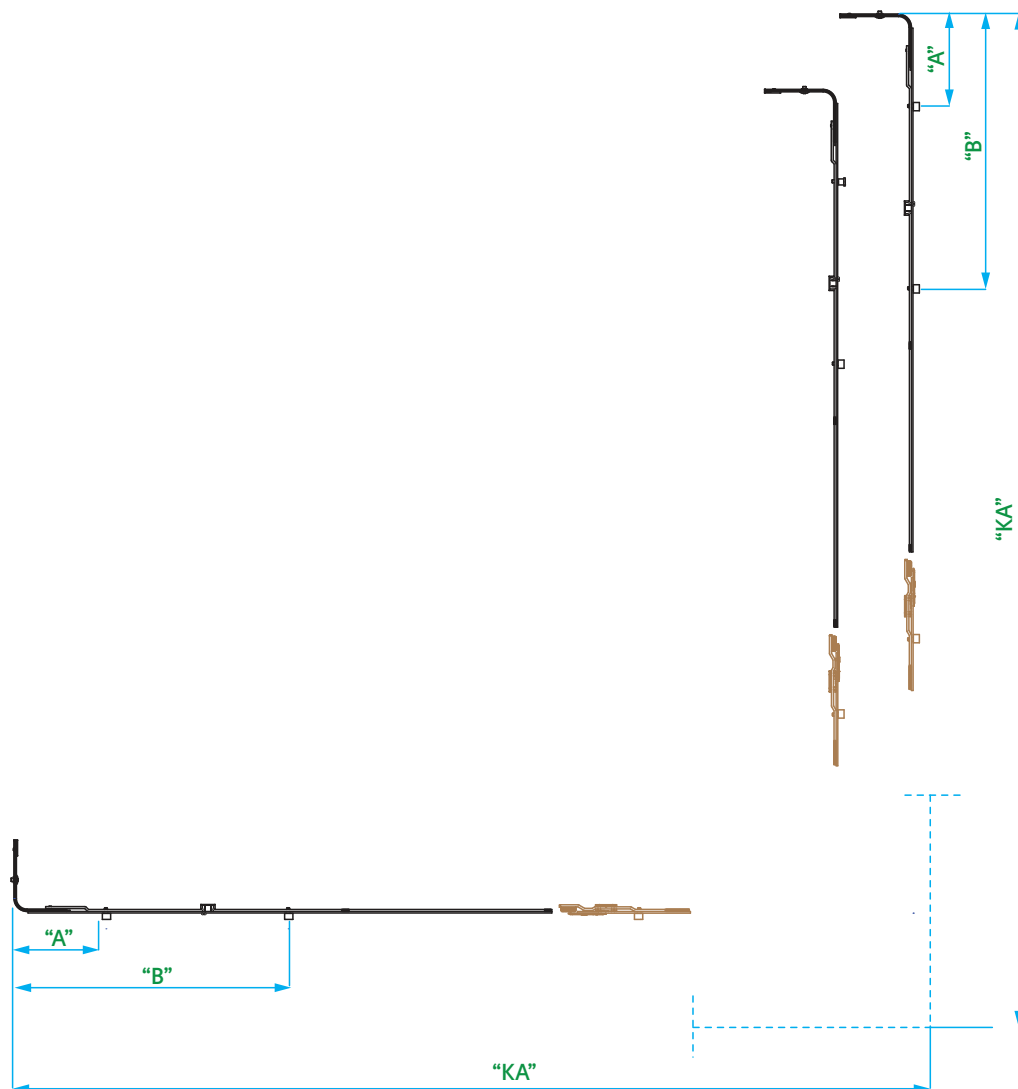
PVC	✓								
Timber	✓								
Aluminium	✓								

Center Locking

Standart & Security Locking (Extendable)



Article Code	Article	Qty	'KA' [mm]	'A' [mm]	'B' [mm]			
V.0801.1202	Center Locking / Standart & Security Locking (Extendable)	10	450 - 700	128	-	1	-	2
V.0901.1202	Center Locking / Standart & Security Locking (Extendable)	10	450 - 700	128	-	-	1	2
V.0801.1302	Center Locking / Standart & Security Locking (Extendable)	10	600 - 850	128	370	2	-	3
V.0901.1302	Center Locking / Standart & Security Locking (Extendable)	10	600 - 850	128	370	1	1	3
V.0801.1402	Center Locking / Standart & Security Locking (Extendable)	10	850 - 1100	128	568	2	-	4
V.0901.1402	Center Locking / Standart & Security Locking (Extendable)	10	850 - 1100	128	568	1	1	4
V.0801.1502	Center Locking / Standart & Security Locking (Extendable)	10	1100 - 1350	128	676	2	-	4
V.0901.1502	Center Locking / Standart & Security Locking (Extendable)	10	1100 - 1350	128	676	1	1	4
V.0801.1602	Center Locking / Standart & Security Locking (Extendable)	10	1350 - 1600	128	818	2	-	4
V.0901.1602	Center Locking / Standart & Security Locking (Extendable)	10	1350 - 1600	128	818	1	1	4

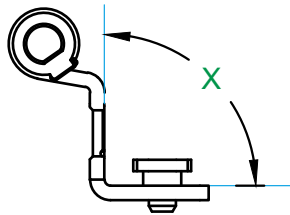
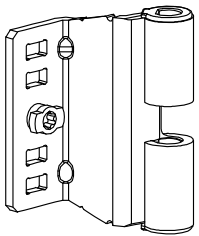


PVC	✓							
Timber	✓							
Aluminium	✓							

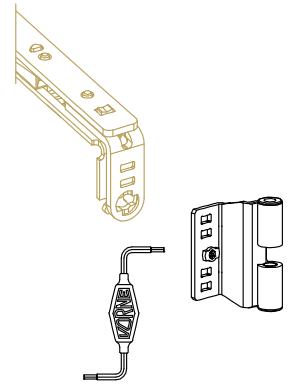
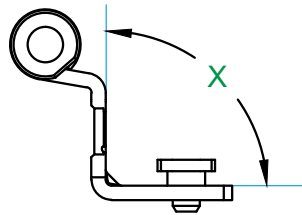
Sash Top Hinge

	Article Code	Article	Qty	Sash Overlap(mm)	"A" Frame-Sash Axis (mm)	Angle "X"
A	V.1201.0102	Sash Top Hinge	100	20	9 Aks	93°
	V.1201.0202	Sash Top Hinge	100	20	9 Aks	90°
	V.1201.0602	Sash Top Hinge	100	18	9 Aks	93°
	V.1202.0102	Sash Top Hinge	100	20	13 Aks	93°
	V.1202.0202	Sash Top Hinge	100	22	13 Aks	93°
	V.1202.0602	Sash Top Hinge	100	18	13 Aks	93°
	V.1202.0702	Sash Top Hinge	100	20	14 Aks	93°
	V.1206.0102	Sash Top Hinge	100	20	9 Aks	90°
	V.1207.0102	Sash Top Hinge	100	20	13 Aks	90°
	V.1207.0202	Sash Top Hinge	100	22	13 Aks	90°
B	V.1209.0702	Sash Top Hinge	100	20	14 Aks	93°
	V.1208.0102	Sash Top Hinge	100	20	9 Aks	93°
	V.1209.0102	Sash Top Hinge	100	20	13 Aks	93°
	V.1210.0102	Sash Top Hinge	100	20	13 Aks	90°
	V.1211.0102	Sash Top Hinge	100	20	9 Aks	90°

A Frenli

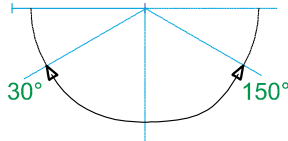


B Frensiz



Braked Hinge Feature:

Prevents opening of the sash by itself with the impact of its own weight. It's step in after 30° opening angle and ensure the sash stop in desired position. Breaking will be disable after 150°




Note: As the number of hinges used on the door or window increases, the braking feature increases accordingly.

PVC	✓	
Timber	-	
Aluminium	✓	



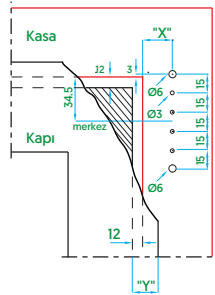
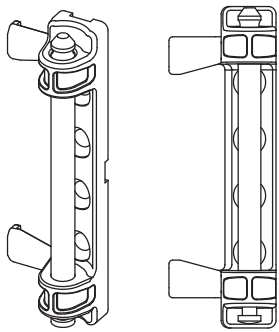
Frame Top Hinge

With Jig

	Article Code	Article	Color	Qty	'X'	'Y'	
A	V.1301.0102	Frame Top Hinge	-	100	19.5	20	4
B	V.1300.0102	Hinge Cam	-	100	-	-	-

A




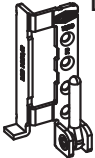

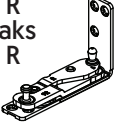


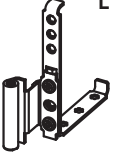
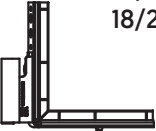
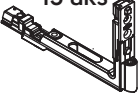
B




maks. 100kg

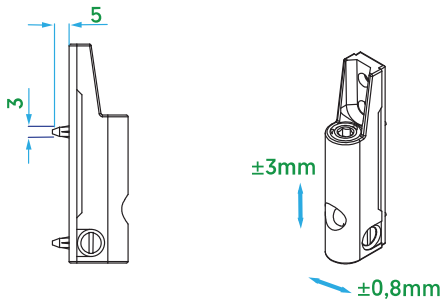
PVC	✓								
Timber	-								
Aluminium	-								

Hinge Combinations

<div style="display: flex; justify-content: space-between;"> Kanat Menteşeleri Kasa Menteşeleri </div>				 L / R		9 aks L / R 13 aks L / R 
	Maks. Yük Kapasitesi 100 Kg	Maks. Yük Kapasitesi 130 Kg	Maks. Yük Kapasitesi 130 Kg	Maks. Yük Kapasitesi 130 Kg		
	Maks. Yük Kapasitesi 100 Kg	Maks. Yük Kapasitesi 130 Kg	Maks. Yük Kapasitesi 130 Kg	Maks. Yük Kapasitesi 130 Kg		
 L / R	Maks. Yük Kapasitesi 100 Kg	Maks. Yük Kapasitesi 130 Kg	Maks. Yük Kapasitesi 130 Kg	Maks. Yük Kapasitesi 130 Kg		
 L / R 18/20					Maks. Yük Kapasitesi 130 Kg	
9 aks L / R 13 aks 						Maks. Yük Kapasitesi 100 Kg

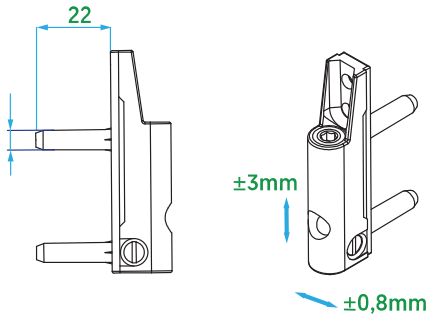
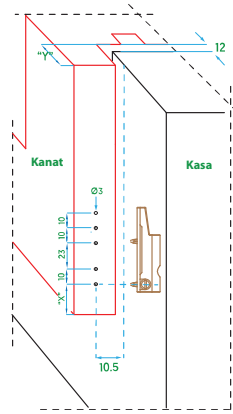
Sash Bottom Hinge

	Article Code	Article	Qty	'X'	'Y'	
A1	V.1403.0102	Sash Bottom Hinge 100kg	100	24-26-28	18-20-22	3
A2	V.1406.0102	Sash Bottom Hinge 100kg	100	24-26-28	18-20-22	3
B1	V.1404.0102	Sash Bottom Hinge 130kg	100	24-26-28	18-20-22	3
B2	V.1407.0102	Sash Bottom Hinge 130kg	100	24-26-28	18-20-22	3



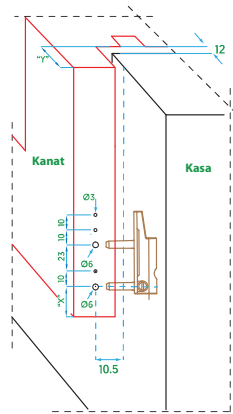
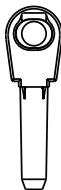
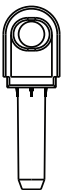
A1

A2



B1


B2

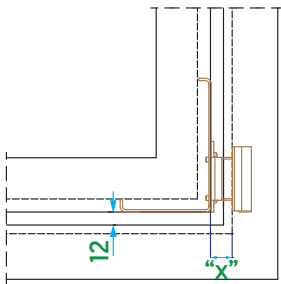
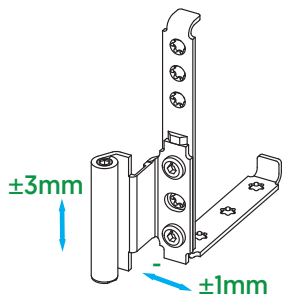


PVC	✓								
Timber	-								
Aluminium	-								

Sash Bottom Hinge




Article Code	Article	Qty	'X' Sash Overlap(mm)	Aks	
V.1401.0L02	Sash Bottom Hinge (L) - 9/20 130kg	100	20	9	7
V.1401.0R02	Sash Bottom Hinge (R) - 9/20 130kg	100	20	9	7
V.1402.0L02	Sash Bottom Hinge (L) - 13/20 130kg	100	20	13	7
V.1402.0R02	Sash Bottom Hinge (R) - 13/20 130kg	100	20	13	7
V.1406.0L02	Sash Bottom Hinge (L) - 13/18 130kg	100	18	13	7
V.1406.0R02	Sash Bottom Hinge (R) - 13/18 130kg	100	18	13	7
V.1407.0L02	Sash Bottom Hinge (L) - 9/18 130kg	100	18	9	7
V.1407.0R02	Sash Bottom Hinge (R) - 9/18 130kg	100	18	9	7

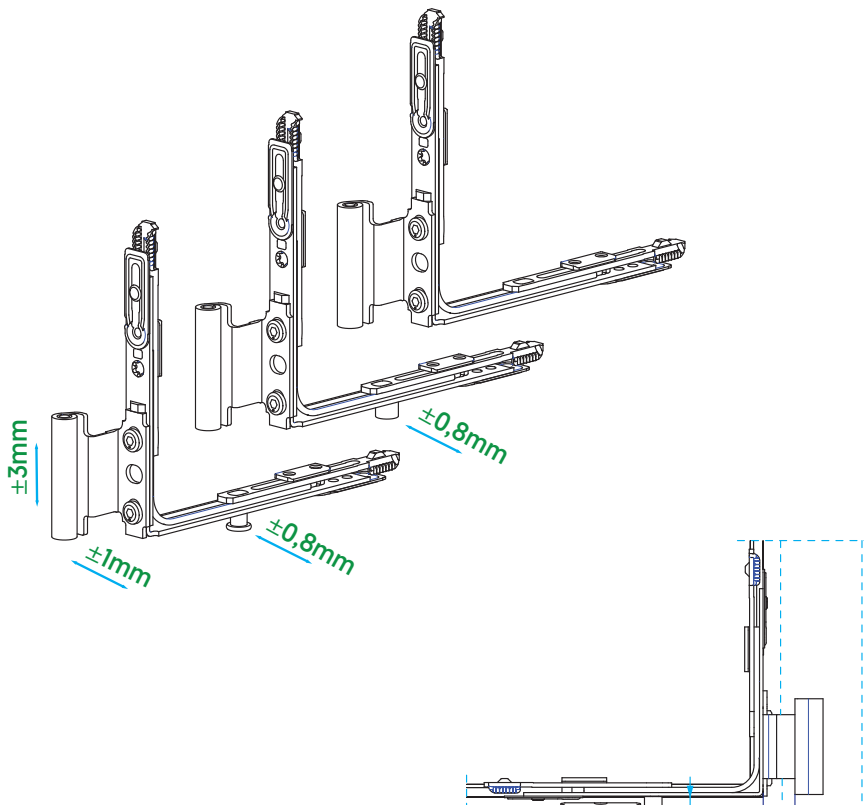


PVC	✓							
Timber	-							
Aluminium	✓							

Sash Bottom Hinge

Corner Slide

Article Code RC	Article Code SC	Article Code	Article	Qty	'X' Sash Overlap(mm)	Aks	
V.0614.0L02	V.0616.0L02	V.0618.0L02	Corner Slide Sash Bottom Hinge (L) - 9/18 130kg	50	18	9	4
V.0614.0R02	V.0616.0R02	V.0618.0R02	Corner Slide Sash Bottom Hinge (R) - 9/18 130kg	50	18	9	4
V.0614.1L02	V.0616.1L02	V.0618.1L02	Corner Slide Sash Bottom Hinge (L) - 9/20 130kg	50	20	9	4
V.0614.1R02	V.0616.1R02	V.0618.1R02	Corner Slide Sash Bottom Hinge (R) - 9/20 130kg	50	20	9	4
V.0614.2L02	V.0616.2L02	V.0618.2L02	Corner Slide Sash Bottom Hinge (L) - 13/18 130kg	50	18	13	4
V.0614.2R02	V.0616.2R02	V.0618.2R02	Corner Slide Sash Bottom Hinge (R) - 13/18 130kg	50	18	13	4
V.0614.3L02	V.0616.3L02	V.0618.3L02	Corner Slide Sash Bottom Hinge (L) - 13/20 130kg	50	20	13	4
V.0614.3R02	V.0616.3R02	V.0618.3R02	Corner Slide Sash Bottom Hinge (R) - 13/20 130kg	50	20	13	4




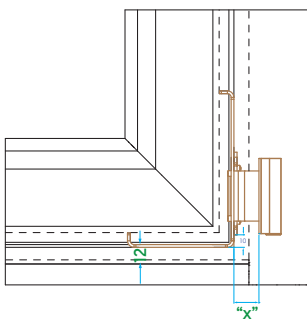
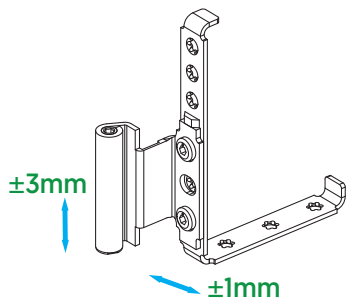
PVC	✓								
Timber	-								
Aluminium	✓								

Sash Bottom Hinge

Without Trashold




Article Code	Article	Qty	'X' Sash Overlap(mm)	Aks	
V.1401.1L02	Without Trashold Sash Bottom Hinge / 130kg - 9/20L	100	20	9	7
V.1401.1R02	Without Trashold Sash Bottom Hinge / 130kg - 9/20R	100	20	9	7
V.1402.1L02	Without Trashold Sash Bottom Hinge / 130kg - 13/20L	100	20	13	7
V.1402.1R02	Without Trashold Sash Bottom Hinge / 130kg - 13/20R	100	20 </td <td>13</td> <td>7</td>	13	7
V.1406.1L02	Without Trashold Sash Bottom Hinge / 130kg - 13/18/L	100	18	13	7
V.1406.1R02	Without Trashold Sash Bottom Hinge / 130kg - 13/18/R	100	18	13	7
V.1407.1L02	Without Trashold Sash Bottom Hinge / 130kg - 9/18L	100	18	9	7
V.1407.1R02	Without Trashold Sash Bottom Hinge / 130kg - 9/18R	100	18	9	7

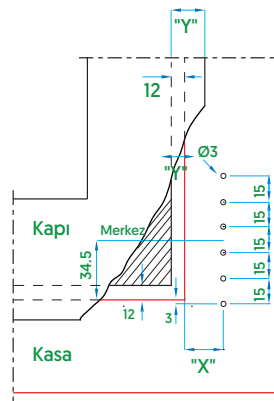
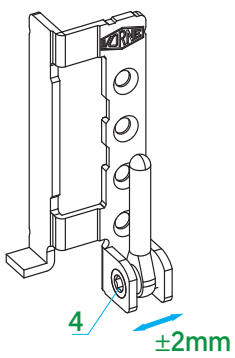



PVC	✓							
Timber	-							
Aluminium	✓							

Frame Bottom Hinge




Article Code	Article	Qty	'X'	'Y'	
V.1504.0L02	Frame Bottom Hinge / 130kg	100	20	19.5	4
V.1504.0R02	Frame Bottom Hinge / 130kg	100	20	19.5	4

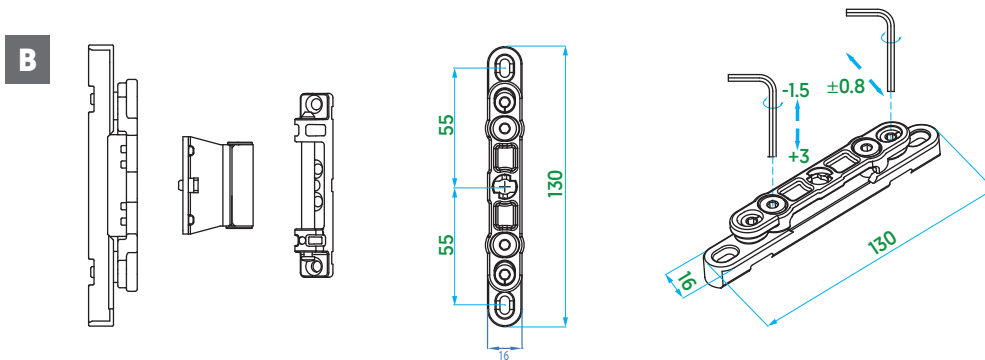


PVC	✓								
Timber	-								
Aluminium	✓								

Turn Only Hinge

Adjustable & Fixed

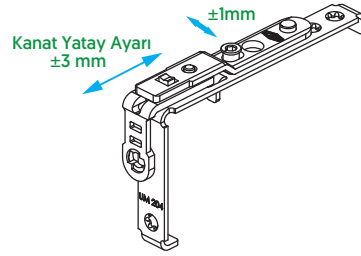
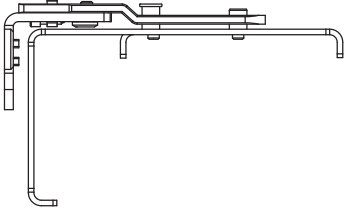
	Article Code	Article	Qty	
A	V.1601.0102	Turn Only Hinge	100	4
B	V.1603.0102	Adjustable Turn Only Hinge	100	4



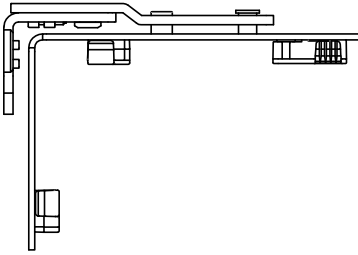
Turn Only Top Hinge

	Article Code	Article	Qty	
A	V.1803.0102	Turn Only Top Hinge	100	4
B	V.1804.0102	Turn Only Top Hinge	100	7
B ¹	V.1804.0202	Turn Only Top Hinge	100	7

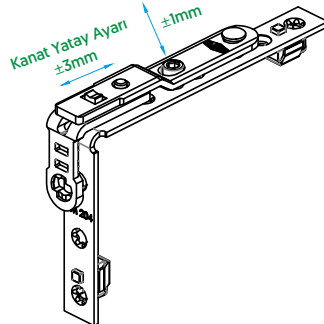
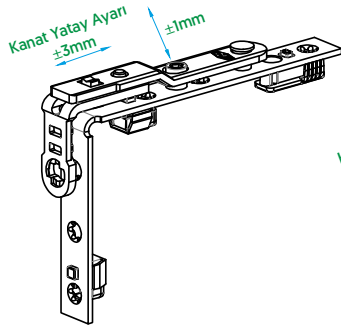
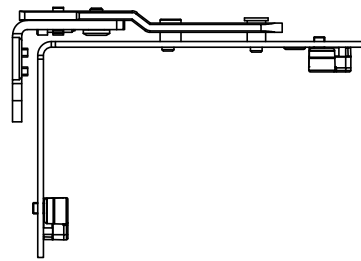
A



B





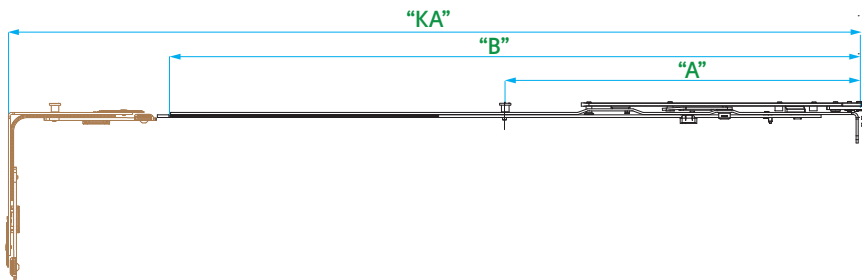
B¹



PVC	✓				
Timber	-				
Aluminium	✓				

Turn Only Top Hinge

Article Code RC	Article Code SC	Article	Qty	'KA' (mm)	'A' (mm)	'B' (mm)		
V.0410.0102	-	Turn Only Top Hinge	10	350 - 600	-	470	-	2
V.0410.0202	-	Turn Only Top Hinge	10	400 - 650	-	520	-	3
V.0410.0302	-	Turn Only Top Hinge	10	600 - 850	-	720	-	5
V.0410.0402	V.0409.0402	Turn Only Top Hinge	10	600 - 850	370	720	1	5
V.0410.0502	V.0409.0502	Turn Only Top Hinge	10	850 - 1100	568	970	1	7
V.0410.0602	V.0409.0602	Turn Only Top Hinge	10	1100 - 1350	676	1220	1	7
V.0410.0702	V.0409.0702	Turn Only Top Hinge	10	1350 - 1600	818	1470	1	7

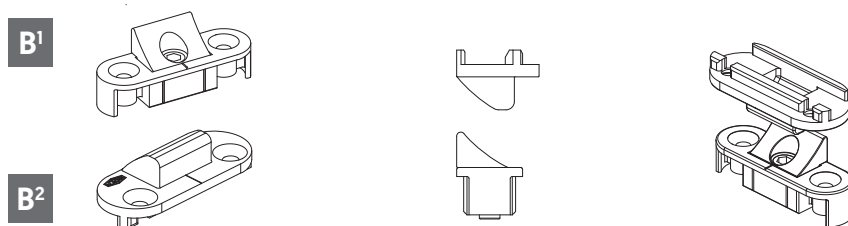
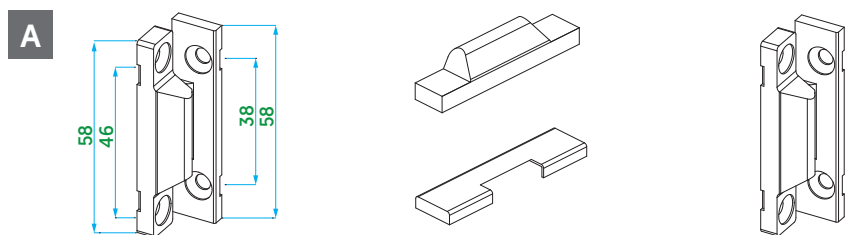


PVC	✓	
Timber	✓	
Aluminium	✓	

Center Rotation




	Article Code	Article	Qty	
A	V.1701.01xx*	Center Rotation	100	4
B ¹	V.1702.0002	Center Rotation Sash Part (Adjustable)	50	2
B ²	V.1702.0102	Center Rotation Frame Part (9 aks)	50	2
	V.1702.0202	Center Rotation Frame Part (13 aks)	50	2
	V.1702.0302	Center Rotation Frame Part (13 aks)	50	2
	V.1702.0402	Center Rotation Frame Part - Aluminium (9 aks)	50	2
	V.1702.0502	Center Rotation Frame Part - Aluminium (13 aks)	50	2

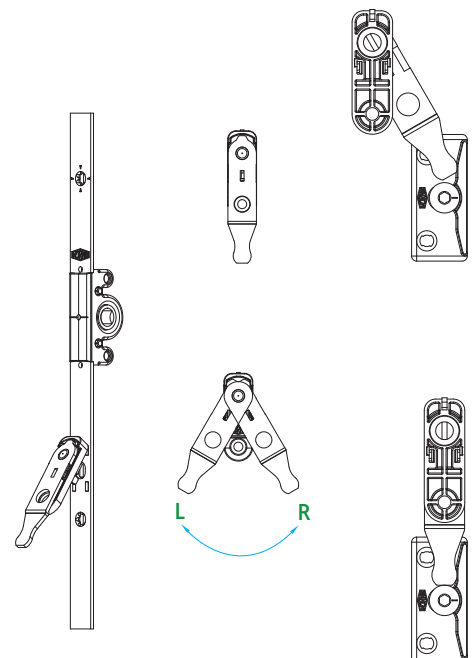
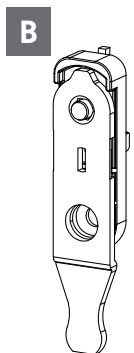
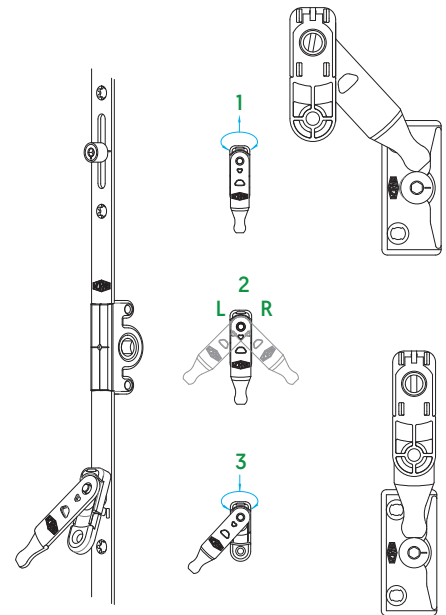
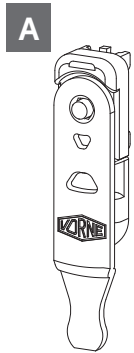


*xx	Cover Colors
07	White RAL 9016
08	Brown RAL 8022
09	Light Brown RAL 8023
10	Silver T1
11	Gold T3
12	Bronze T4
13	Champagne T2
16	Black RAL 9005
17	Inox T5
18	Titan T6
19	Cream RAL 1013
21	Orange Brown RAL 8003
22	Maun RAL 8017
23	Grey Brown RAL 8019
24	Shiny Gold T7
32	Anthracite Grey RAL 7016

PVC	✓	
Timber	-	
Aluminium	✓	

Mishandling Device


	Article Code	Article	Qty	
A	V.4801.0102	Mishandling Device	100	1
B	V.4801.0202	Mishandling Device	100	1

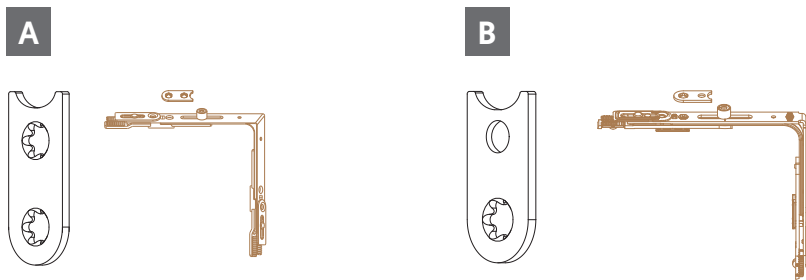


PVC	✓	
Timber	✓	
Aluminium	✓	

90° & 135° Turn Restrictor




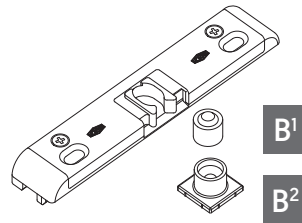
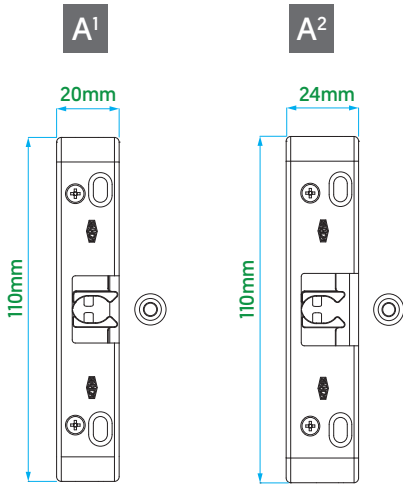
	Article Code	Article	Qty	
A	V.0100.0102	90° Turn Restrictor	100	2
B	V.0100.0302	135° Turn Restrictor	100	2



PVC	✓	
Timber	✓	
Aluminium	✓	

Clips & Cam Types



	Article Code	Article	Qty	
A ¹	V.7001.xx02	Clips 9mm Aks (According to Profile)	100	2
A ²	V.7002.xx02	Clips 13mm Aks (According to Profile)	100	2
B ¹	V.7000.0102	Application on Gear	100	1
B ²	V.7000.0202	Bullet Catch Frame Part	100	1

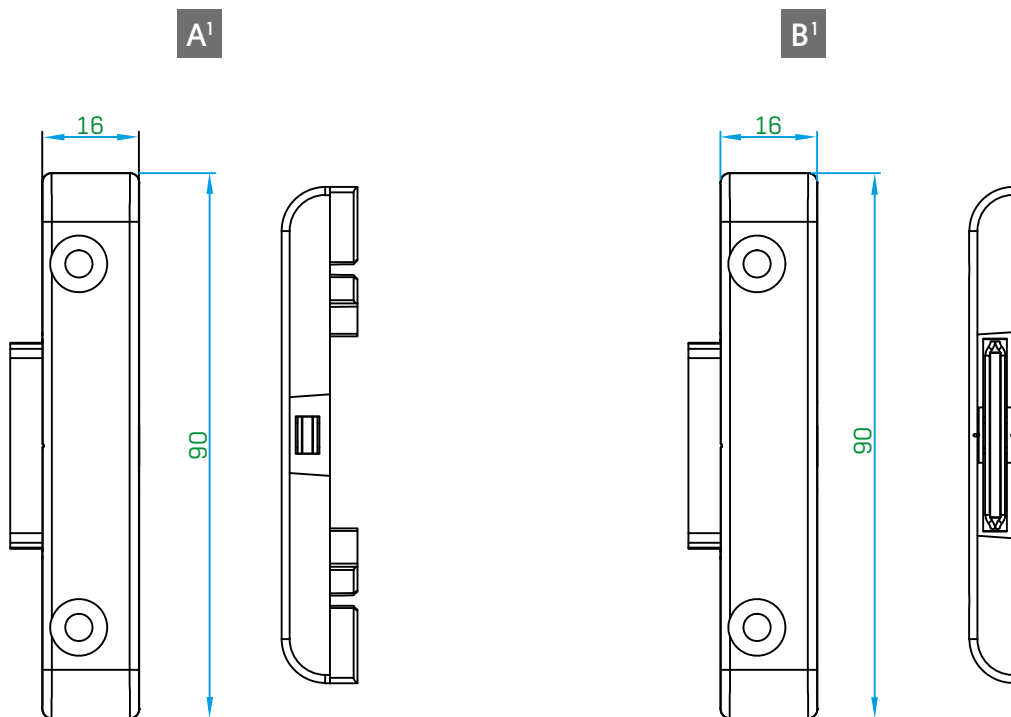


PVC	✓	
Timber	✓	
Aluminium	✓	

Magnetic Clips Types

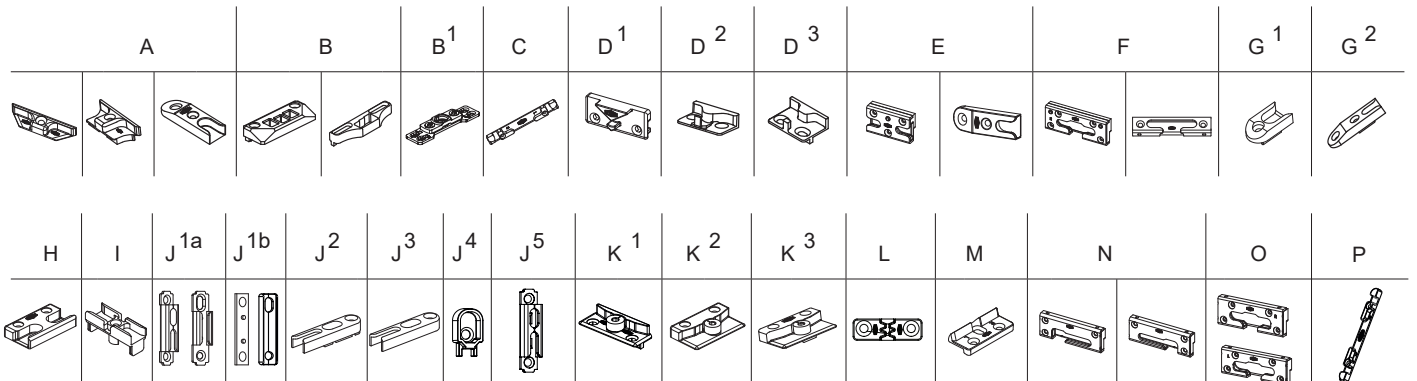


	Article Code	Article		Qty	
A ¹	V.7003.0102	Magnetic Clips 9mm Aks	1	100	3
	V.7004.0102	Magnetic Clips 13mm Aks	1	100	3
B ¹	V.7003.0202	Magnetic Clips 9mm Aks(Timber)	1	100	3
	V.7004.0202	Magnetic Clips 13mm Aks(Timber)	1	100	3



Strikers

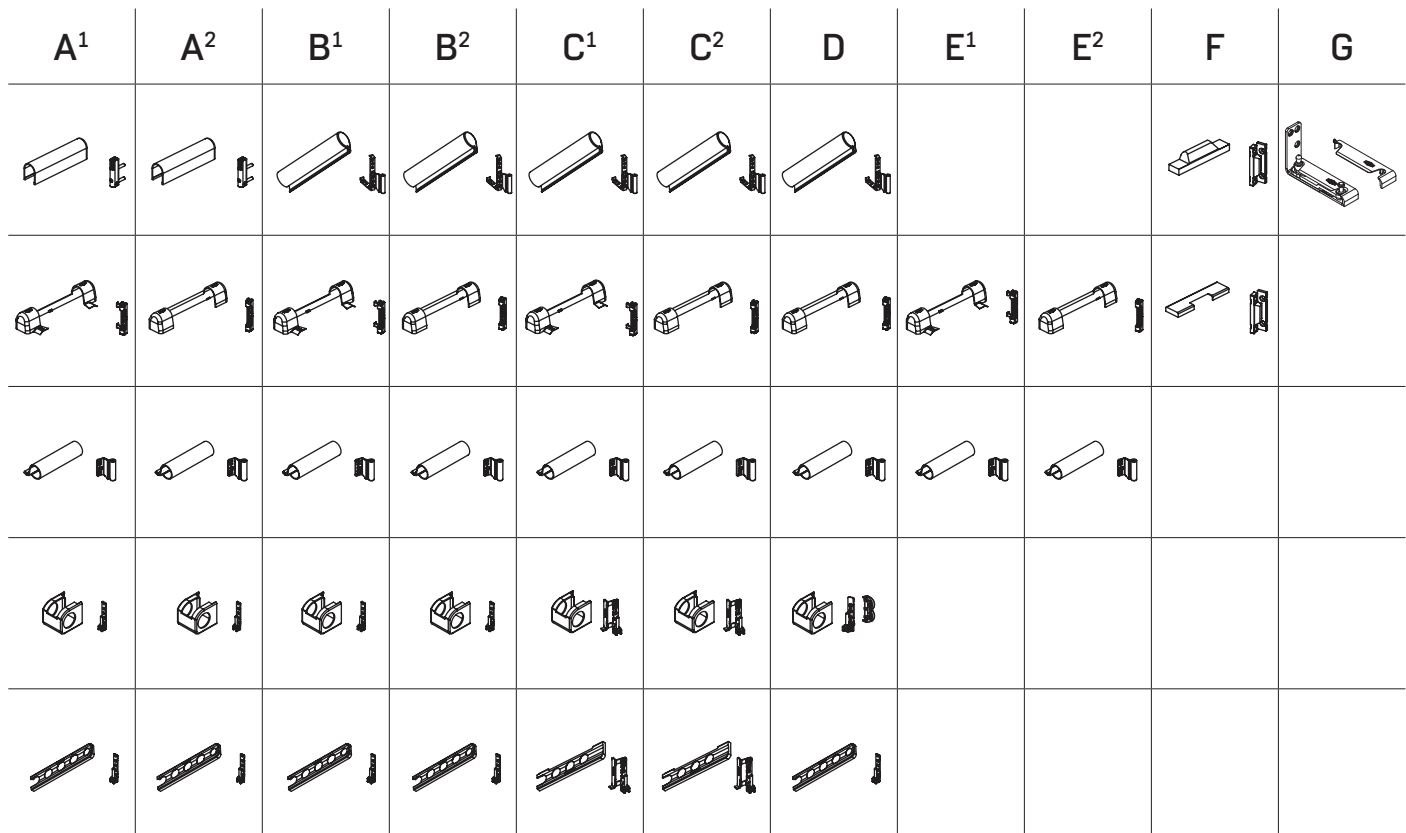
	Ürün Kodu	Ürün	Teknik Özellik	Adet	
A	Karşılık Listesine Bakınız!	Kilit Karşılıkları	Profile Göre Değişken	200	1
B	Karşılık Listesine Bakınız!	Sürgü Karşılığı	Profile Göre Değişken	100	2
B ¹	V.3020.0X02	9-13 Aks Ayarlı Sürgü Kilit Karşılığı	Profile Göre Değişken	100	2
C	Karşılık Listesine Bakınız!	ÇA Karşılık	Profile Göre Değişken	100	2
D ¹	Karşılık Listesine Bakınız!	Havalandırma Kilit Karşılıkları	Profile Göre Değişken	200	2
D ²	V.3710.0302	Havalandırma Kilit Karşılıkları	18mm Ahşap Profile Uyumlu	200	2
	V.3710.0402	Havalandırma Kilit Karşılıkları	20mm Ahşap Profile Uyumlu	200	2
D ³	Karşılık Listesine Bakınız!	Havalandırma Kilit Karşılıkları	Profile Göre Değişken	200	2
E	Karşılık Listesine Bakınız!	Güvenlikli Kilit Karşılığı	Profile Göre Değişken	100	3
F	Karşılık Listesine Bakınız!	ÇA Karşılık	Profile Göre Değişken	100	4
G ¹	V.2401.0102	Sürgü İspanyolet & Aksesuar Kanalı Uygulamalı Kilit Karşılığı	-	200	1
G ²	V.3405.0102	Sürgü İspanyolet & Aksesuar Kanalı Güvenlikli Kilit Karşılığı	-	200	2
H	Karşılık Listesine Bakınız!	Sürgü İspanyolet Yüzey Kilit Karşılığı	Profile Göre Değişken	100	2
I	V.2404.0102	Hareketli Orta Kayıt Profil Kilit Karşılığı	-	200	1
J ^{1a}	V.3901.0102	Sürme İspanyolet Karşılığı	-	200	2
	V.3901.0502	Basit Sürme Kasadan Kilitleme Karşılığı	-	100	2
J ^{1b}	V.3901.0215	Sürme İsp. Karşılık Destek Parçası	-	100	2
	V.3901.0515	Basit Sürme Kasadan Kilitleme Karşılığı Destek Parçası	-	100	2
J ²	V.3901.0302	Sürme İspanyolet Karşılığı	PVC Profil	200	2
J ³	V.3901.0402	Sürme İspanyolet Karşılığı	Alüminyum Profil	200	2
J ⁴	V.3901.0602	Basit Sürme Kasadan Kilitleme Kanat Kaldırma Emniyeti ve Stoplayıcı	-	100	2
J ⁵	V.3901.0902	Merkezleyici Sürme İspanyolet Karşılığı	Profile Göre Değişken	100	2
K ¹	Karşılık Listesine Bakınız!	Hatalı Kullanım Emniyeti Karşılığı	Profile Göre Değişken	100	2
K ²	V.2805.0102	Hatalı Kullanım Emniyet Karşılığı / ÇK Sürgü İspanyolet Uygulama İçin	-	100	2
K ³	V.2806.0102	Hatalı Kullanım Emniyet Karşılığı / ÇK Aksesuar Kanalı Uygulama İçin	-	100	2
L	V.3609.0102	Kademeli Havalandırma Kilit Karşılıkları	Profile Göre Değişken	100	2
M	V.4604.0102	Paralel Sürme Karşılığı (Her kanada 2 adet)	-	50	3
N	Karşılık Listesine Bakınız!	Vasistas Öncelikli ÇA Karşılığı (L/R)	Profile Göre Değişken	100	3
O	V.3219.0L02	Yatay Devrilme Karşılığı 13mm aks (L)	KYS 275-480 kullanım aralığındaki sistemler için uygundur.	100	4
	V.3219.0R02	Yatay Devrilme Karşılığı 13mm aks (R)			
P	V.2222.0102	Dikey Devrilme Karşılığı 13mm aks	Sabit Orta Kayıt Kullanılan Profiller için	100	2



Cover Caps



	Article Code	Article	Technical Feature	Qty	*xx	Cover Colors
A ¹	V.4001.01xx	Cover Caps	Standart and Particular Colours	100	07	White RAL 9016
A ¹	V.4002.01xx	Cover Caps	Standart and Particular Colours	100	08	Black Brown RAL 8022
A ²	V.4501.01xx	Cover Caps	Standart and Particular Colours	100	10	Silver
A ²	V.4502.01xx	Cover Caps	Standart and Particular Colours	100	11	Gold
B ¹	V.4101.0xxx	Cover Caps	Standart and Particular Colours	100	12	Bronze
B ²	V.4102.0xxx	Cover Caps	Standart and Particular Colours	100	13	Champagne
	V.4105.0xxx	Cover Caps Aluminium	Standart and Particular Colours	100	16	Black
C ¹	V.4201.0xxx	Cover Caps	Standart and Particular Colours	100	17	Inox
C ²	V.4202.0xxx	Cover Caps	Standart and Particular Colours	100	18	Titan
D	V.4103.0xxx	Cover Caps (Timber)	Standart and Particular Colours	100	19	Creme RAL 1013
E ¹	V.4301.01xx	Cover Caps	Standart and Particular Colours	100	21	Orange Brown RAL 8003
	V.4302.01xx	Cover Caps	Standart and Particular Colours	100	22	Maun RAL 8017
E ²	V.4303.01xx	Cover Caps (Timber)	Standart and Particular Colours	100	23	Grey Brown
	V.4401.01xx	Cover Caps	Standart and Particular Colours	100	24	Shiny Gold
G	V.5827.0Lxx	HH Pivot Rest Covers L	Standart and Particular Colours	100	32	Anthracite Grey RAL 7016
	V.5827.0Rxx	HH Pivot Rest Covers R	Standart and Particular Colours	100		



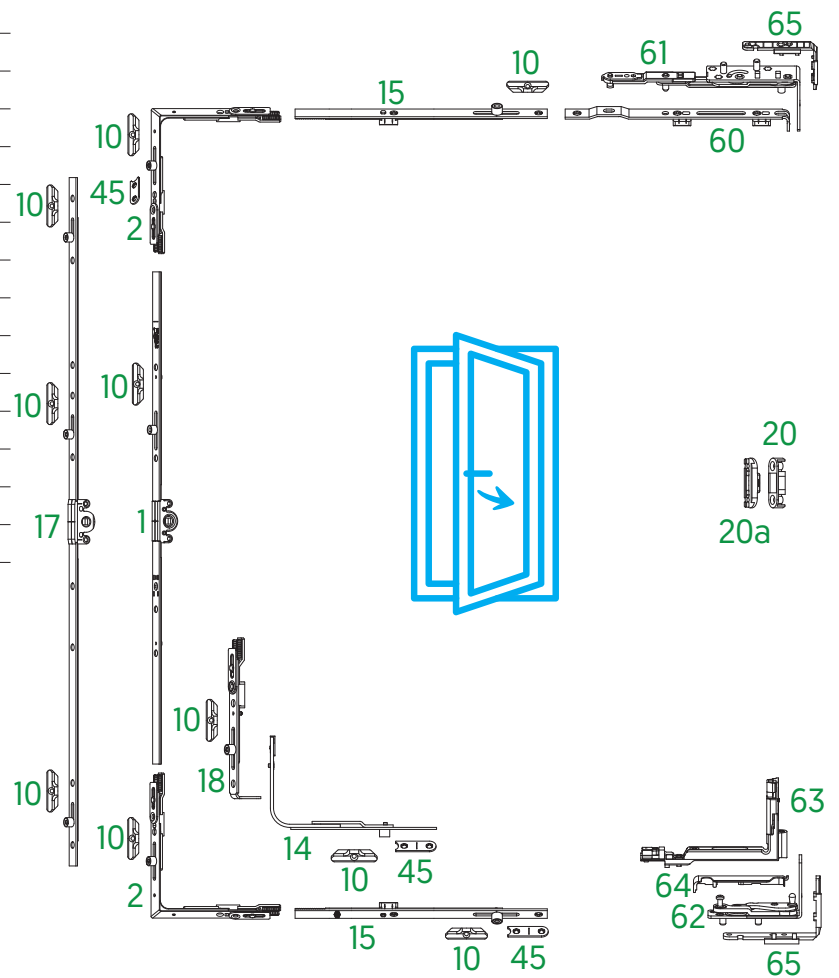
Hidden Hinge Window System



Hidden Hinge Turn Only System Chart



1	T&T Gear	page 27-41
2	Corner Slider	page 56-66
10	Strikers	page 100
14	Center Locking	page 79-81
15	Supplementary Locking	page 67
17	TO Gear	page 42-50
18	TO Bottom and Top Mechanism	page 71-72
20	Center Rotation Sash Part	page 95
20a	Center Rotation Frame Part	page 95
45	90° Turn Restrictor	page 97
60	Hidden Hinge Turn Only Stay Guide	page 125
61	Hidden Hinge Turn Only Stay Arm	page 126
62	HH Pivot Rest	page 123
63	HH Corner Hinge	page 121
64	HH Pivot Rest Covers	page 101
65	GM Corner Packers	page 124

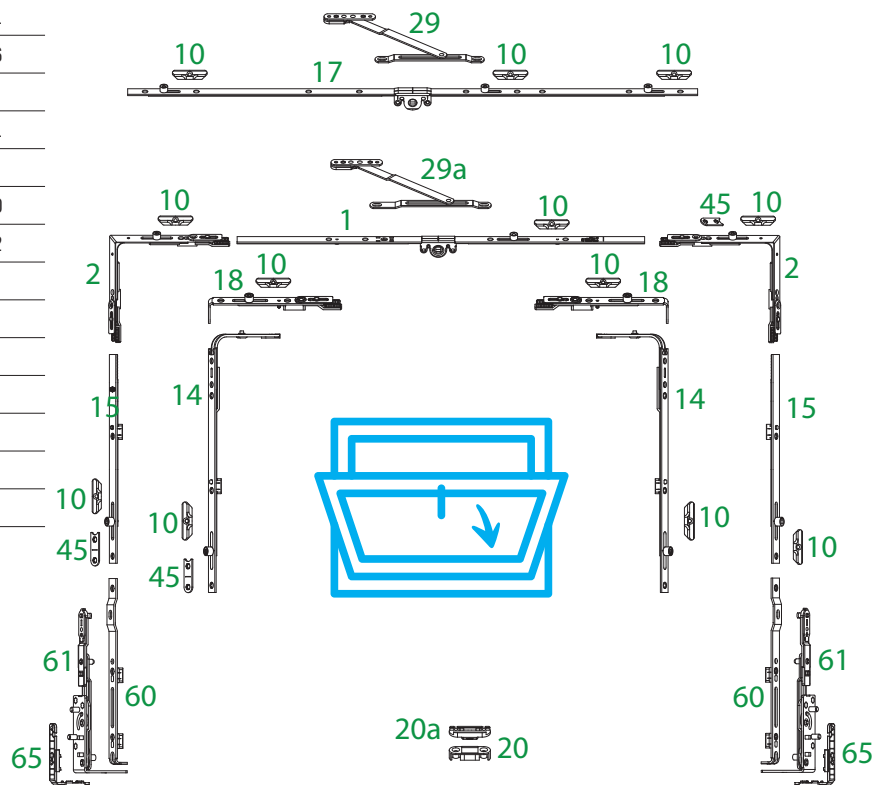


Range of Use

Sash Rectangular Width	350-1350 mm
Sash Rectangular Height	380-2400 mm
Sash Weight	maks. 100 kg
Rebate Clearance	min. 12 mm

Hidden Hinge Tilt Stay System Chart

1	T&T Gear	page 27-41
2	Corner Slider	page 56-66
10	Strikers	page 100
14	Center Locking	page 79-81
15	Supplementary Locking	page 67
17	TO Gear	page 42-50
18	TO Bottom and Top Mechanism	page 71-72
20	Center Rotation Sash Part	page 95
20a	Center Rotation Frame Part	page 95
29	Tilt Stay	page 78
29a	Tilt Stay	page 78
45	90° Turn Restrictor	page 97
60	Hidden Hinge Turn Only Stay Guide	page 125
61	Hidden Hinge Turn Only Stay Arm	page 126
65	GM Corner Packers	page 124



Range of Use

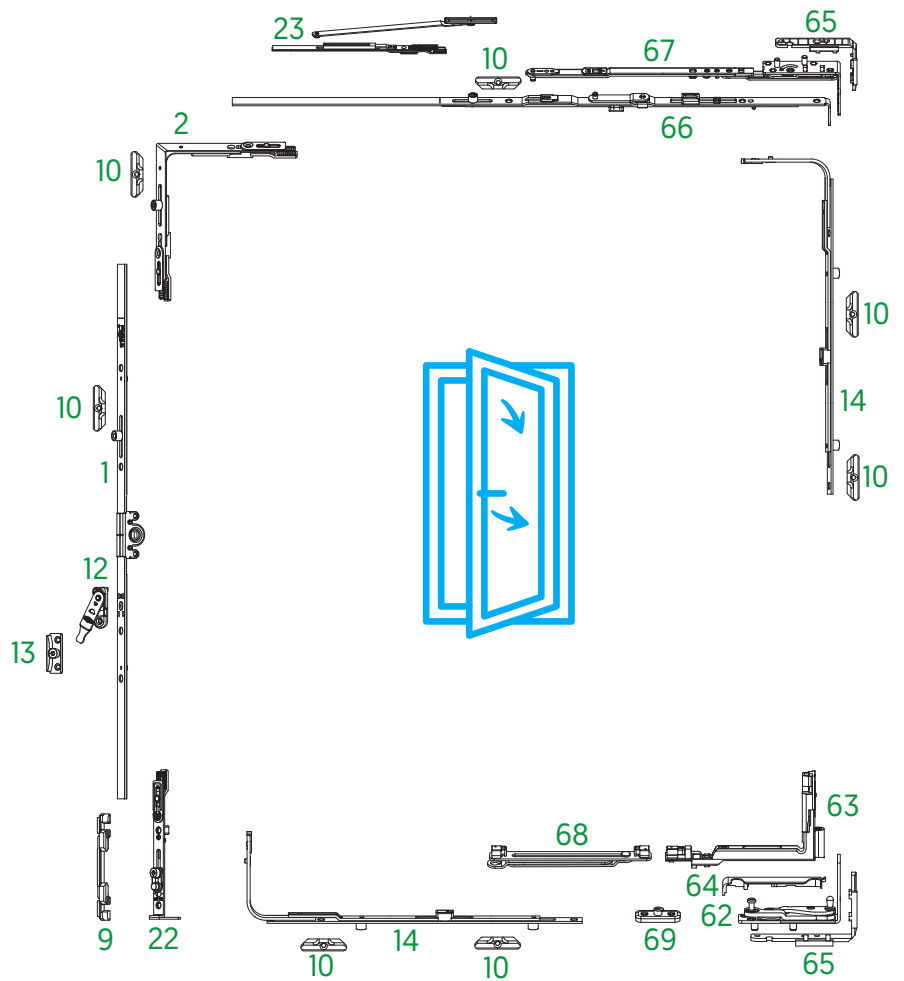
Sash Rectangular Width	600-1200 mm
Sash Rectangular Height	300-1000 mm
Sash Weight	maks. 50 kg
Rebate Clearance	min. 12 mm

Hidden Hinge Tilt & Turn System Chart



Vertical Appliaction

1	T&T Gear	page 27-41
2	Corner Slider	page 56-66
9	T&T Striker	page 100
10	Strikers	page 100
12	Mishandling Device	page 96
13	Mishandling Device Striker	page 100
14	Center Locking	page 79-81
22	Tilt Locking Mechanism	page 70
23	Secondary Stay	page 76
62	HH Pivot Rest	page 125
63	HH Corner Hinge	page 121
64	HH Pivot Rest Covers	page 101
65	GM Corner Packers	page 124
66	HH Stay Guide	page 116
67	GM Top Stay Hinge Set	page 117
68	GM 90° Turn Restrictor	page 124
69	GM 90° Turn Restrictor Striker	page 124



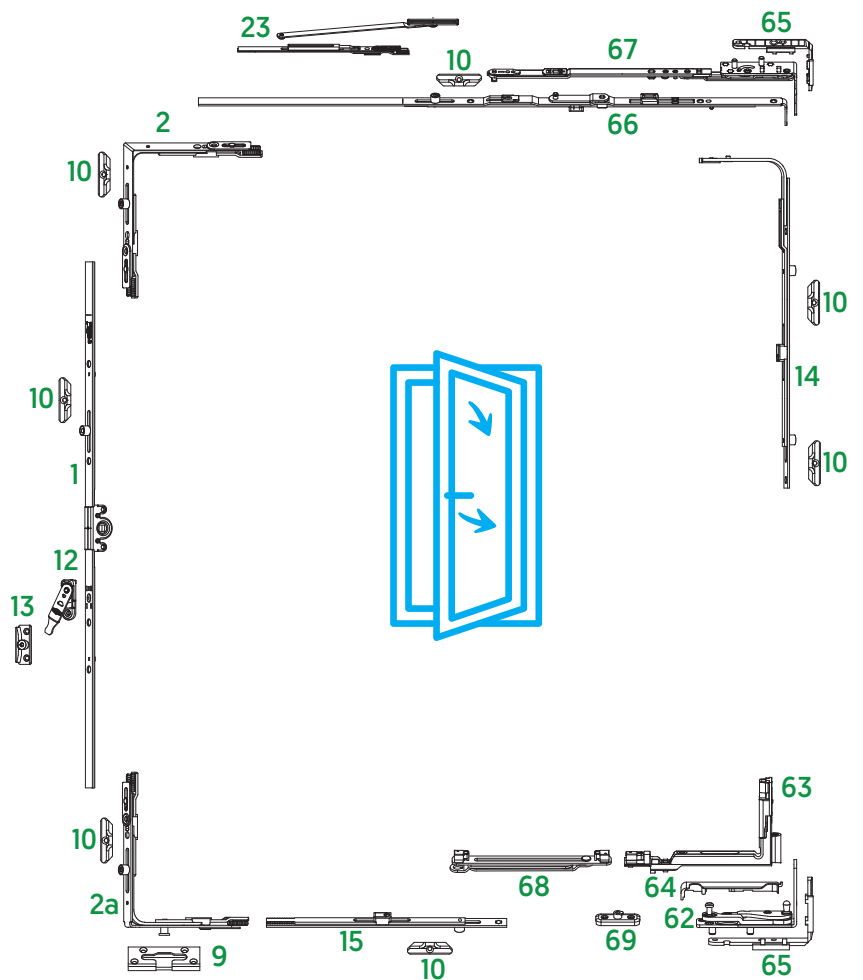
Range of Use

Sash Rectangular Width	375-1350 mm
Sash Rectangular Height	380-2400 mm
Sash Weight	maks. 100 kg
Rebate Clearance	min. 12 mm

Hidden Hinge Tilt & Turn System Chart

Horizontal Application

1	T&T Gear	page 27-41
2	Corner Slider	page 56-66
2a	Security Corner Slider	page 56-66
9	T&T Striker	page 100
10	Strikers	page 100
12	Mishandling Device	page 96
13	Mishandling Device Striker	page 100
14	Center Locking	page 79-81
15	Supplementary Locking	page 67
23	Secondary Stay	page 78
62	HH Pivot Rest	page 125
63	HH Corner Hinge	page 123
64	HH Pivot Rest Covers	page 101
65	GM Corner Packers	page 126
66	HH Stay Guide	page 119
67	GM Top Stay Hinge Set	page 119
68	GM 90° Turn Restrictor	page 124
69	GM 90° Turn Restrictor Striker	page 124



Range of Use

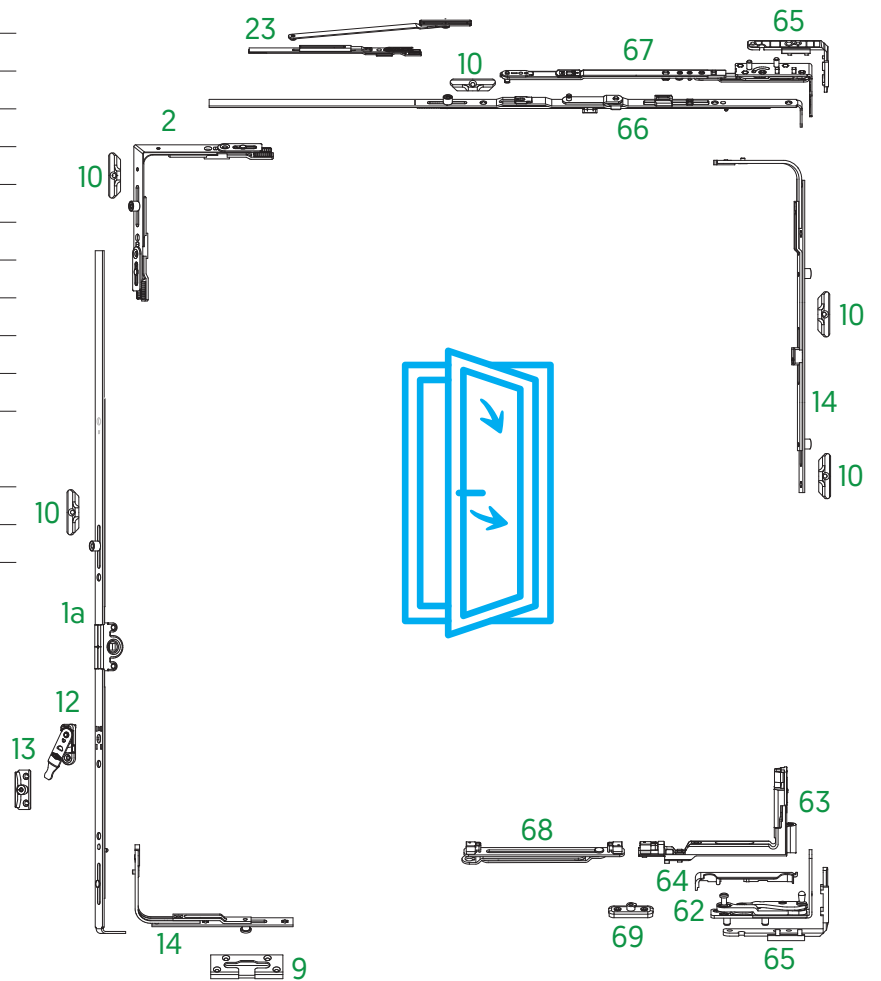
Sash Rectangular Width	375-1350 mm
Sash Rectangular Height	380-2400 mm
Sash Weight	maks. 100 kg
Rebate Clearance	min. 12 mm

Hidden Hinge Tilt & Turn System Chart



Constant Application

1a	T&T Gear	page 27-41
2	Corner Slider	page 56-66
9	T&T Striker	page 100
10	Strikers	page 100
12	Mishandling Device	page 96
13	Mishandling Device Striker	page 100
14	Center Locking	page 79-81
23	Secondary Stay	page 78
62	HH Pivot Rest	page 125
63	HH Corner Hinge	page 123
64	HH Pivot Rest Covers	page 101
65	GM Corner Packers	page 126
66	HH Stay Guide	page 119
67	GM Top Stay Hinge Set	page 119
68	GM 90° Turn Restrictor	page 124
69	GM 90° Turn Restrictor Striker	page 124



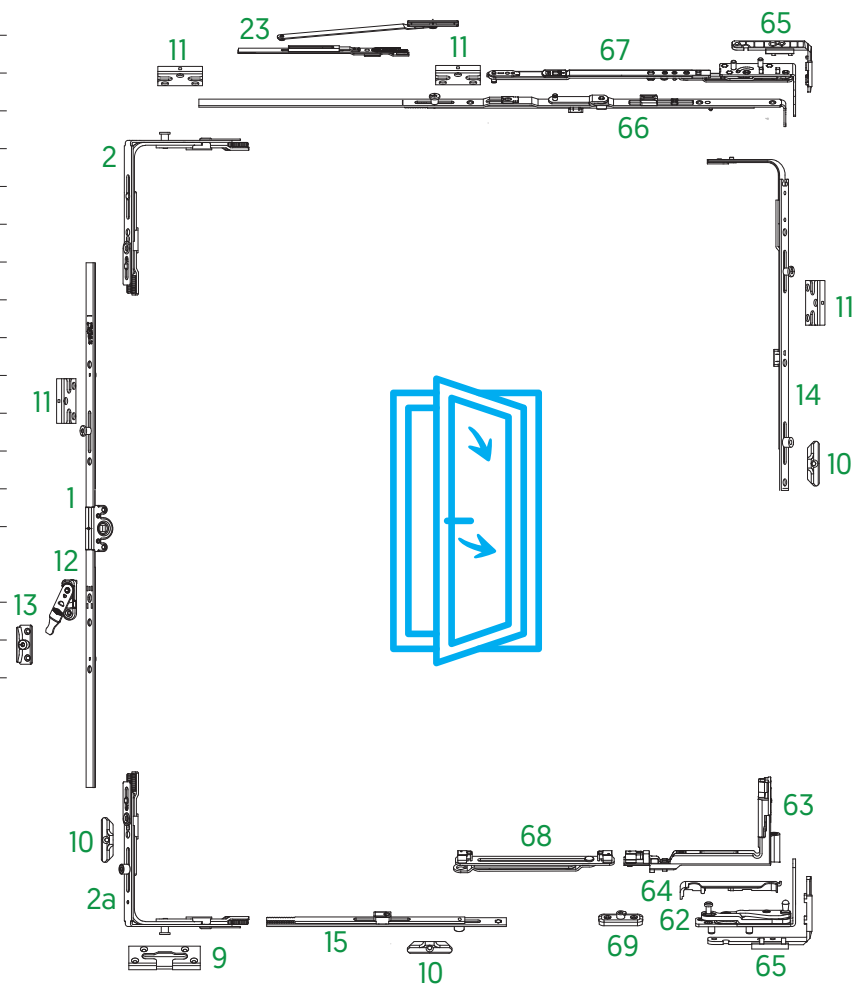
Range of Use

Sash Rectangular Width	375-1350 mm
Sash Rectangular Height	400-2400 mm
Sash Weight	maks. 100 kg
Rebate Clearance	min. 12 mm

Hidden Hinge Tilt & Turn System Chart

Security Application

1	T&T Gear	page 27-41
2	Corner Slider	page 56-66
2a	Security Corner Slider	page 56-66
9	T&T Striker	page 100
10	Strikers	page 100
11	Security Cam Striker	page 100
12	Mishandling Device	page 96
13	Mishandling Device Striker	page 100
14	Center Locking	page 79-81
15	Supplementary Locking	page 67
23	Secondary Stay	page 78
62	HH Pivot Rest	page 125
63	HH Corner Hinge	page 123
64	HH Pivot Rest Covers	page 101
65	GM Corner Packers	page 126
66	HH Stay Guide	page 119
67	GM Top Stay Hinge Set	page 119
68	GM 90° Turn Restrictor	page 124
69	GM 90° Turn Restrictor Striker	page 124



Range of Use

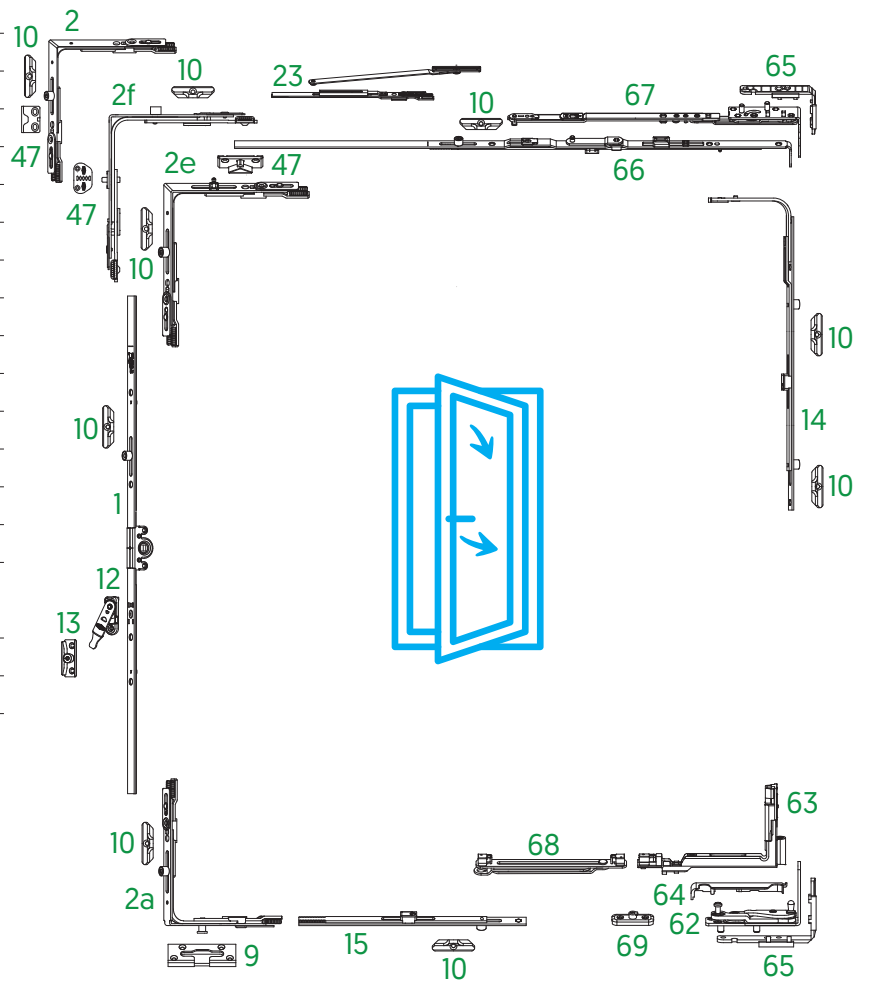
Sash Rectangular Width	375-1350 mm
Sash Rectangular Height	380-2400 mm
Sash Weight	maks. 100 kg
Rebate Clearance	min. 12 mm

Hidden Hinge Tilt & Turn System Chart



Ventilation Application

1	T&T Gear	page 27-41
2	Corner Slider	page 56-66
2e	Corner Slider (Ventilation)	page 58
2f	Corner Slider (Adjustable Vent.)	page 59
9	T&T Striker	page 100
10	Strikers	page 100
12	Mishandling Device	page 96
13	Mishandling Device Striker	page 100
14	Center Locking	page 79-81
15	Supplementary Locking	page 67
23	Secondary Stay	page 78
47	Ventilation Strikers	page 100
62	HH Pivot Rest	page 125
63	HH Corner Hinge	page 123
64	HH Pivot Rest Covers	page 101
65	GM Corner Packers	page 126
66	HH Stay Guide	page 119
67	GM Top Stay Hinge Set	page 119
68	GM 90° Turn Restrictor	page 124
69	GM 90° Turn Restrictor Striker	page 124



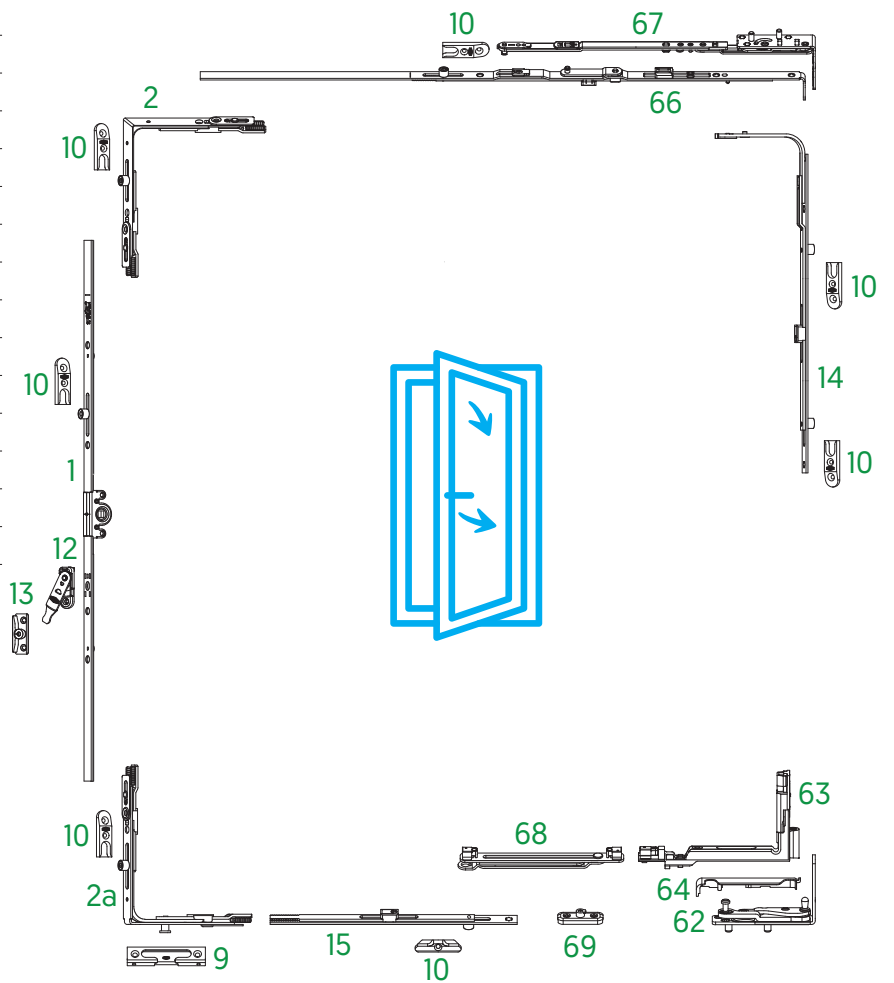
Range of Use

Sash Rectangular Width	375-1350 mm
Sash Rectangular Height	380-2400 mm
Sash Weight	maks. 100 kg
Rebate Clearance	min. 12 mm

Hidden Hinge Tilt & Turn System Chart

Timber Application

1	T&T Gear	page 27-41
2	Corner Slider	page 56-66
2a	Security Corner Slider	page 56-66
9	T&T Striker (Timber)	page 100
10	Strikers	page 100
12	Mishandling Device	page 96
13	Mishandling Device Striker	page 100
14	Center Locking	page 79-81
15	Supplementary Locking	page 67
62	HH Pivot Rest	page 125
63	HH Corner Hinge	page 123
64	HH Pivot Rest Covers	page 101
66	HH Stay Guide	page 119
67	GM Top Stay Hinge Set	page 119
68	GM 90° Turn Restrictor	page 124
69	GM 90° Turn Restrictor Striker	page 124



Range of Use

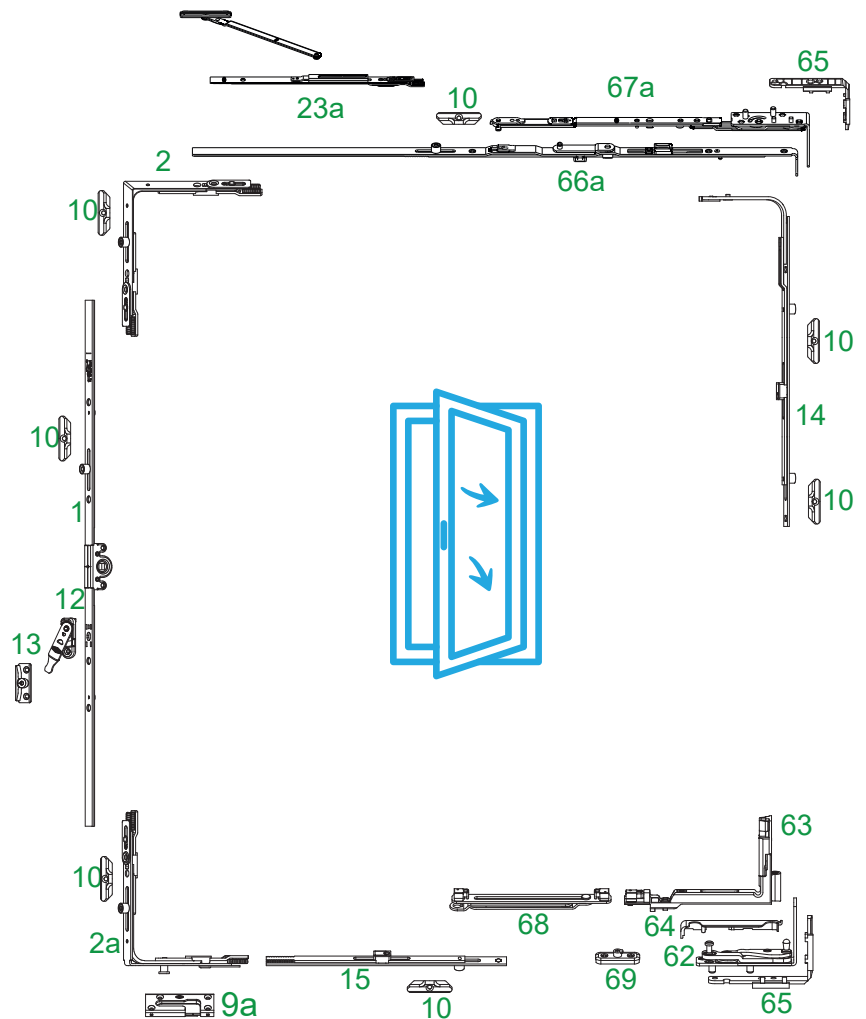
Sash Rectangular Width	375-1350 mm
Sash Rectangular Height	380-2400 mm
Sash Weight	maks. 100 kg
Rebate Clearance	min. 12 mm

Hidden Hinge Tilt & Turn System Chart



Tilt First Application

1a	T&T Gear	page 27-41
2	Corner Slider	page 56-66
2a	Security Corner Slider	page 60-61
9	T&T Striker	page 100
10	Strikers	page 100
12	Mishandling Device	page 96
13	Mishandling Device Striker	page 100
14	Center Locking	page 79-81
15	Supplementary Locking	page 67
23a	Tilt First Secondary Stay	page 78
62	HH Pivot Rest	page 125
63	HH Corner Hinge	page 123
64	HH Pivot Rest Covers	page 101
65	GM Corner Packers	page 124
66a	HH Stay Guide (Tilt First Appliaction)	page 116
67a	GM Top Stay Hinge Set (Tilt First Appliaction)	page 119
68	GM 90° Turn Restrictor	page 122
69	GM 90° Turn Restrictor Striker	page 122



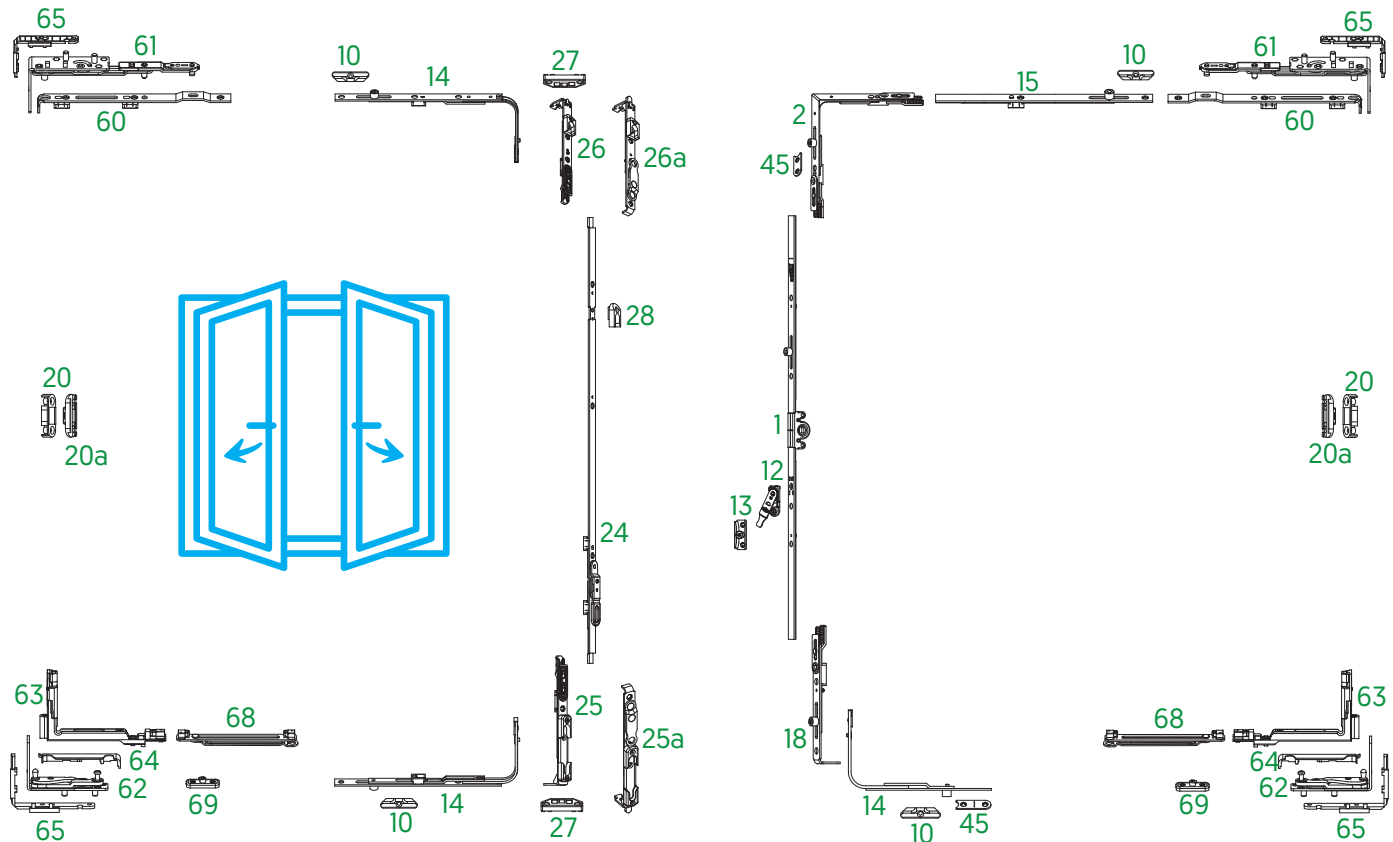
Range of Use

Sash Rectangular Width	375-1350 mm
Sash Rectangular Height	380-2400 mm
Sash Weight	maks. 100 kg
Rebate Clearance	min. 12 ⁺¹ mm

Hidden Hinge Double Sash Turn Only System Chart

1	T&T Gear	page 27-41
2	Corner Slider	page 56-66
10	Strikers	page 100
12	Mishandling Device	page 96
13	Mishandling Device Striker	page 100
14	Center Locking	page 79-81
15	Supplementary Locking	page 67
18	TO Bottom and Top Mechanism	page 67
20	Center Rotation Sash Part	page 95
20a	Center Rotation Frame Part	page 95
24	Double Sash Gear	page 53-54
25	Double Sash Gear Bottom Shootbolt	page 55
25a	Bottom Shootbolt	page 55

26	Double Sash Gear Top Shootbolt	page 57
26a	Top Shootbolt	page 57
27	Shootbolt Striker	page 100
28	Double Sash Gear Striker	page 100
45	90° Turn Restrictor	page 97
60	Hidden Hinge Turn Only Stay Guide	page 125
61	Hidden Hinge Turn Only Stay Arm	page 126
62	HH Pivot Rest	page 123
63	HH Corner Hinge	page 121
64	HH Pivot Rest Covers	page 101
65	GM Corner Packers	page 124
68	GM 90° Turn Restrictor	page 122
69	GM 90° Turn Restrictor Striker	page 122



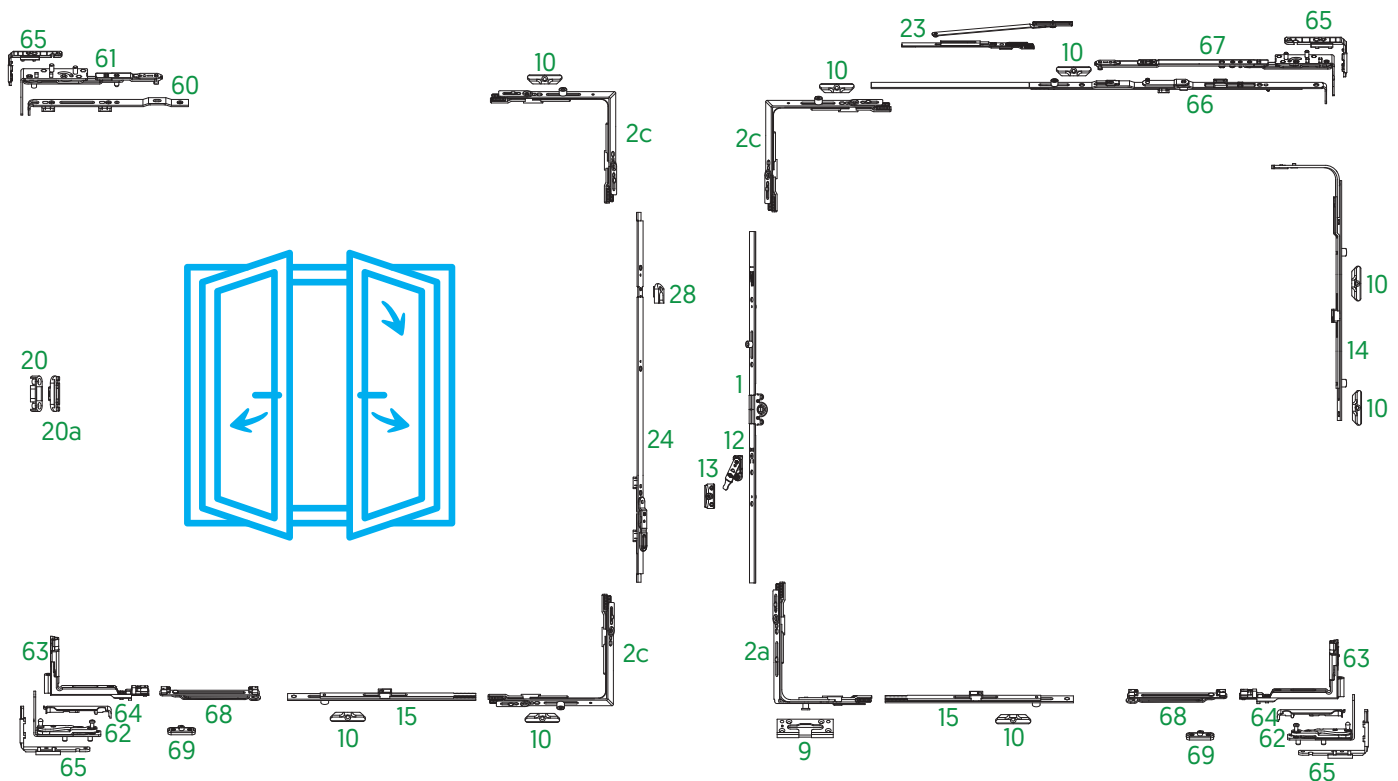
Range of Use

Sash Rectangular Width	350-1350 mm
Sash Rectangular Height	540-2400 mm
Sash Weight	maks. 100 kg
Rebate Clearance	min. 12 mm

Hidden Hinge Double Sash Tilt & Turn System Chart



1	T&T Gear	page 27-41	28	Double Sash Gear Striker	page 100
2a	Corner Slider	page 56-66	60	Hidden Hinge Turn Only Stay Guide	page 125
2c	Corner Slider	page 54-55	61	Hidden Hinge Turn Only Stay Arm	page 126
9	T&T Striker	page 100	62	HH Pivot Rest	page 125
10	Strikers	page 100	63	HH Corner Hinge	page 123
12	Mishandling Device	page 96	64	HH Pivot Rest Covers	page 101
13	Mishandling Device Striker	page 100	65	GM Corner Packers	page 124
14	Center Locking	page 79-81	66	HH Stay Guide	page 115
15	Supplementary Locking	page 67	67	GM Top Stay Hinge Set	page 117
20	Center Rotation Sash Part	page 95	68	GM 90° Turn Restrictor	page 122
20a	Center Rotation Frame Part	page 95	69	GM 90° Turn Restrictor Striker	page 122
24	Double Sash Gear	page 55-56			



Range of Use

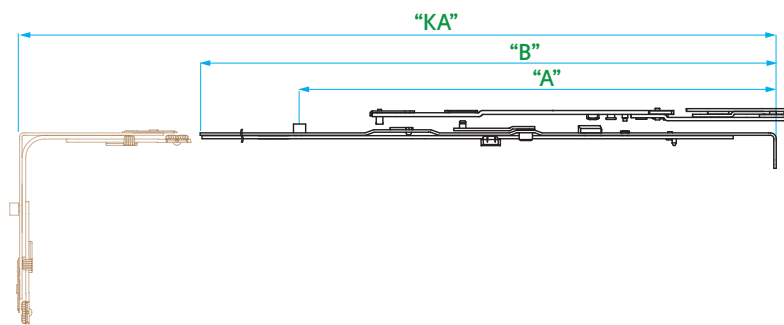
Sash Rectangular Width	375-1350 mm
Sash Rectangular Height	540-2400 mm
Sash Weight	maks. 100 kg
Rebate Clearance	min. 12 mm

Hidden Hinge Window System Components

Hidden Hinge Stay Guide





Article Code RC	Article Code SC	Article	Qty	'KA' (mm)	'A' (mm)	'B' (mm)		
V.5800.0102	-	HH Stay Guide	10	455 - 600	-	470	-	3
V.5800.0202	-	HH Stay Guide	10	601 - 850	-	720	-	4
V.5800.0302	V.5801.0302	HH Stay Guide	10	601 - 850	431	720	1	4
V.5800.0402	V.5801.0402	HH Stay Guide	10	851 - 1100	620	970	1	6
V.5800.0502	V.5801.0502	HH Stay Guide	10	1101 - 1350	730	1220	1	7


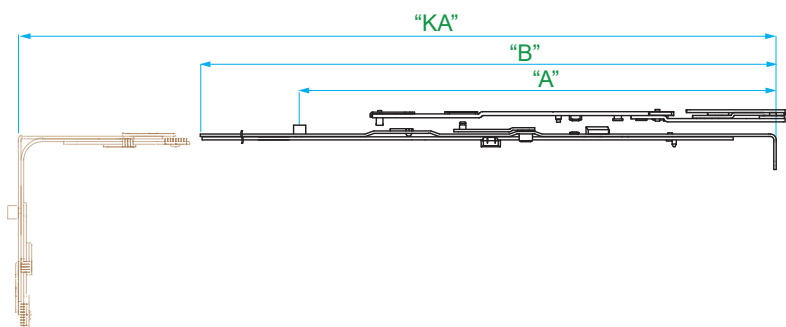


PVC	✓	
Timber	✓	
Aluminium	✓	

Hidden Hinge Stay Guide

Tilt First


Article Code SK	Article Code SC	Article	Qty	'KA' (mm)	'A' (mm)	'B' (mm)		
V.5803.0102	-	HH Stay Guide / Tilt First	10	455 - 600	-	470	-	3
V.5803.0202	-	HH Stay Guide / Tilt First	10	601 - 850	-	720	-	4
V.5803.0302	V.5804.0302	HH Stay Guide / Tilt First	10	601 - 850	431	720	1	4
V.5803.0402	V.5804.0402	HH Stay Guide / Tilt First	10	851 - 1100	620	970	1	6
V.5803.0502	V.5804.0502	HH Stay Guide / Tilt First	10	1101 - 1350	730	1220	1	7





PVC	✓		
Timber	-		
Aluminium	✓		

Hidden Hinge Top Stay Hinge Set




Article Code	Article	Profile	HH Stay Guide KA (mm)	Qty	Frame Sash Distance	Carrying Capacity	
V.5831.1L02	GM Top Stay Hinge Set 9-L	30 PVC 1.Size	455-600	10	9	80 kg	6
V.5831.1R02	GM Top Stay Hinge Set 9-R	30 PVC 1.Size	455-600	10	9	80 kg	6
V.5831.2L02	GM Top Stay Hinge Set 9-L	30 PVC 2.Size	601-850	10	9	80 kg	6
V.5831.2R02	GM Top Stay Hinge Set 9-R	30 PVC 2.Size	601-850	10	9	80 kg	6
V.5831.3L02	GM Top Stay Hinge Set 9-L	30 PVC 3.Size	851-1100 / 1101-1350	10	9	80 kg	6
V.5831.3R02	GM Top Stay Hinge Set 9-R	30 PVC 3.Size	851-1100 / 1101-1350	10	9	80 kg	6
V.5832.1L02	GM Top Stay Hinge Set 13-L	30 PVC 1.Size	455-600	10	13	80 kg	6
V.5832.1R02	GM Top Stay Hinge Set 13-R	30 PVC 1.Size	455-600	10	13	80 kg	6
V.5832.2L02	GM Top Stay Hinge Set 13-L	30 PVC 2.Size	601-850	10	13	80 kg	6
V.5832.2R02	GM Top Stay Hinge Set 13-R	30 PVC 2.Size	601-850	10	13	80 kg	6
V.5832.3L02	GM Top Stay Hinge Set 13-L	30 PVC 3.Size	851-1100 / 1101-1350	10	13	80 kg	6
V.5832.3R02	GM Top Stay Hinge Set 13-R	30 PVC 3.Size	851-1100 / 1101-1350	10	13	80 kg	6





PVC	✓		
Timber	-		
Aluminium	✓		

Hidden Hinge Top Stay Hinge Set

Timber


	Article Code	Article	Profile	HH Stay Guide KA (mm)	Qty	Frame Sash Distance	Carrying Capacity	
A	V5811.1L02	GM Top Stay Hinge Set 9-L	24 Timber 1.Size	455-600	10	9	100 kg	6
	V5811.1R02	GM Top Stay Hinge Set 9-R	24 Timber 1.Size	455-600	10	9	100 kg	6
	V5811.2L02	GM Top Stay Hinge Set 9-L	24 Timber 2.Size	601-850	10	9	100 kg	6
	V5811.2R02	GM Top Stay Hinge Set 9-R	24 Timber 2.Size	601-850	10	9	100 kg	6
	V5811.3L02	GM Top Stay Hinge Set 9-L	24 Timber 3.Size	851-1100 - 1101-1350	10	9	100 kg	6
	V5811.3R02	GM Top Stay Hinge Set 9-R	24 Timber 3.Size	851-1100 - 1101-1350	10	9	100 kg	6
	V5812.1L02	GM Top Stay Hinge Set 13-L	24 Timber 1.Size	455-600	10	13	100 kg	6
	V5812.1R02	GM Top Stay Hinge Set 13-R	24 Timber 1.Size	455-600	10	13	100 kg	6
	V5812.2L02	GM Top Stay Hinge Set 13-L	24 Timber 2.Size	601-850	10	13	100 kg	6
	V5812.2R02	GM Top Stay Hinge Set 13-R	24 Timber 2.Size	601-850	10	13	100 kg	6
	V5812.3L02	GM Top Stay Hinge Set 13-L	24 Timber 3.Size	851-1100 - 1101-1350	10	13	100 kg	6
	V5812.3R02	GM Top Stay Hinge Set 13-R	24 Timber 3.Size	851-1100 - 1101-1350	10	13	100 kg	6
B	V5821.1L02	GM Top Stay Hinge Set 9-L	30 Timber-PVC 1.Size	455-600	10	9	100 kg	6
	V5821.1R02	GM Top Stay Hinge Set 9-R	30 Timber-PVC 1.Size	455-600	10	9	100 kg	6
	V5821.2L02	GM Top Stay Hinge Set 9-L	30 Timber-PVC 2.Size	601-850	10	9	100 kg	6
	V5821.2R02	GM Top Stay Hinge Set 9-R	30 Timber-PVC 2.Size	601-850	10	9	100 kg	6
	V5821.3L02	GM Top Stay Hinge Set 9-L	30 Timber-PVC 3.Size	851-1100 - 1101-1350	10	9	100 kg	6
	V5821.3R02	GM Top Stay Hinge Set 9-R	30 Timber-PVC 3.Size	851-1100 - 1101-1350	10	9	100 kg	6
	V5822.1L02	GM Top Stay Hinge Set 13-L	30 Timber-PVC 1.Size	455-600	10	13	100 kg	6
	V5822.1R02	GM Top Stay Hinge Set 13-R	30 Timber-PVC 1.Size	455-600	10	13	100 kg	6
	V5822.2L02	GM Top Stay Hinge Set 13-L	30 Timber-PVC 2.Size	601-850	10	13	100 kg	6
	V5822.2R02	GM Top Stay Hinge Set 13-R	30 Timber-PVC 2.Size	601-850	10	13	100 kg	6
	V5822.3L02	GM Top Stay Hinge Set 13-L	30 Timber-PVC 3.Size	851-1100 - 1101-1350	10	13	100 kg	6
	V5822.3R02	GM Top Stay Hinge Set 13-R	30 Timber-PVC 3.Size	851-1100 - 1101-1350	10	13	100 kg	6




PVC	✓	
Timber	✓	
Aluminium	-	

Hidden Hinge Tilt First Top Stay Hinge Set




Article Code	Article	Profile	Stay Guide KA (mm)	Qty	Farme Sash Distance	Carrying Capacity	
V.5846.1L02	HH Tilt First HH Top Stay Hinge Set 9-L	30 PVC 1.Size	455-600	10	9	80kg	6
V.5846.1R02	HH Tilt First HH Top Stay Hinge Set 9-R	30 PVC 1.Size	455-600	10	9	80kg	6
V.5846.2L02	HH Tilt First HH Top Stay Hinge Set 9-L	30 PVC 2.Size	601-850	10	9	80kg	6
V.5846.2R02	HH Tilt First HH Top Stay Hinge Set 9-R	30 PVC 2.Size	601-850	10	9	80kg	6
V.5846.3L02	HH Tilt First HH Top Stay Hinge Set 9-L	30 PVC 3.Size	851-1100 / 1101-1350	10	9	80kg	6
V.5846.3R02	HH Tilt First HH Top Stay Hinge Set 9-R	30 PVC 3.Size	851-1100 / 1101-1350	10	9	80kg	6
V.5847.1L02	HH Tilt First HH Top Stay Hinge Set 13-L	30 PVC 1.Size	455-600	10	13	80kg	6
V.5847.1R02	HH Tilt First HH Top Stay Hinge Set 13-R	30 PVC 1.Size	455-600	10	13	80kg	6
V.5847.2L02	HH Tilt First HH Top Stay Hinge Set 13-L	30 PVC 2.Size	601-850	10	13	80kg	6
V.5847.2R02	HH Tilt First HH Top Stay Hinge Set 13-R	30 PVC 2.Size	601-850	10	13	80kg	6
V.5847.3L02	HH Tilt First HH Top Stay Hinge Set 13-L	30 PVC 3.Size	851-1100 / 1101-1350	10	13	80kg	6
V.5847.3R02	HH Tilt First HH Top Stay Hinge Set 13-R	30 PVC 3.Size	851-1100 / 1101-1350	10	13	80kg	6

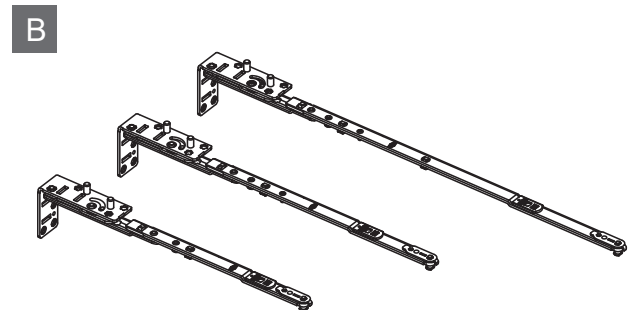



PVC	✓	
Timber	✓	
Aluminium	-	

Hidden Hinge Tilt First Top Stay Hinge Set

Timber


	Article Code	Article	Profile	Stay Guide KA (mm)	Qty	Frame Sash Distance	Carrying Capacity	
A	V.5842.1L02	HH Tilt First HH Top Stay Hinge Set 9-L	24 Timber 1.Size	455-600	10	9	100kg	6
	V.5842.1R02	HH Tilt First HH Top Stay Hinge Set 9-R	24 Timber 1.Size	455-600	10	9	100kg	6
	V.5842.2L02	HH Tilt First HH Top Stay Hinge Set 9-L	24 Timber 2.Size	601-850	10	9	100kg	6
	V.5842.2R02	HH Tilt First HH Top Stay Hinge Set 9-R	24 Timber 2.Size	601-850	10	9	100kg	6
	V.5842.3L02	HH Tilt First HH Top Stay Hinge Set 9-L	24 Timber 3.Size	851-1100 - 1101-1350	10	9	100kg	6
	V.5842.3R02	HH Tilt First HH Top Stay Hinge Set 9-R	24 Timber 3.Size	851-1100 - 1101-1350	10	9	100kg	6
	V.5843.1L02	HH Tilt First HH Top Stay Hinge Set 13-L	24 Timber 1.Size	455-600	10	13	100kg	6
	V.5843.1R02	HH Tilt First HH Top Stay Hinge Set 13-R	24 Timber 1.Size	455-600	10	13	100kg	6
	V.5843.2L02	HH Tilt First HH Top Stay Hinge Set 13-L	24 Timber 2.Size	601-850	10	13	100kg	6
	V.5843.2R02	HH Tilt First HH Top Stay Hinge Set 13-R	24 Timber 2.Size	601-850	10	13	100kg	6
	V.5843.3L02	HH Tilt First HH Top Stay Hinge Set 13-L	24 Timber 3.Size	851-1100 - 1101-1350	10	13	100kg	6
	V.5843.3R02	HH Tilt First HH Top Stay Hinge Set 13-R	24 Timber 3.Size	851-1100 - 1101-1350	10	13	100kg	6
B	V.5844.1L02	HH Tilt First HH Top Stay Hinge Set 9-L	30 Timber-PVC 1.Size	455-600	10	9	100kg	6
	V.5844.1R02	HH Tilt First HH Top Stay Hinge Set 9-R	30 Timber-PVC 1.Size	455-600	10	9	100kg	6
	V.5844.2L02	HH Tilt First HH Top Stay Hinge Set 9-L	30 Timber-PVC 2.Size	601-850	10	9	100kg	6
	V.5844.2R02	HH Tilt First HH Top Stay Hinge Set 9-R	30 Timber-PVC 2.Size	601-850	10	9	100kg	6
	V.5844.3L02	HH Tilt First HH Top Stay Hinge Set 9-L	30 Timber-PVC 3.Size	851-1100 - 1101-1350	10	9	100kg	6
	V.5844.3R02	HH Tilt First HH Top Stay Hinge Set 9-R	30 Timber-PVC 3.Size	851-1100 - 1101-1350	10	9	100kg	6
	V.5845.1L02	HH Tilt First HH Top Stay Hinge Set 13-L	30 Timber-PVC 1.Size	455-600	10	13	100kg	6
	V.5845.1R02	HH Tilt First HH Top Stay Hinge Set 13-R	30 Timber-PVC 1.Size	455-600	10	13	100kg	6
	V.5845.2L02	HH Tilt First HH Top Stay Hinge Set 13-L	30 Timber-PVC 2.Size	601-850	10	13	100kg	6
	V.5845.2R02	HH Tilt First HH Top Stay Hinge Set 13-R	30 Timber-PVC 2.Size	601-850	10	13	100kg	6
	V.5845.3L02	HH Tilt First HH Top Stay Hinge Set 13-L	30 Timber-PVC 3.Size	851-1100 - 1101-1350	10	13	100kg	6
	V.5845.3R02	HH Tilt First HH Top Stay Hinge Set 13-R	30 Timber-PVC 3.Size	851-1100 - 1101-1350	10	13	100kg	6

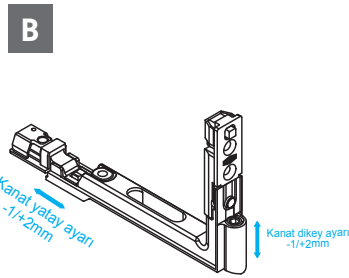
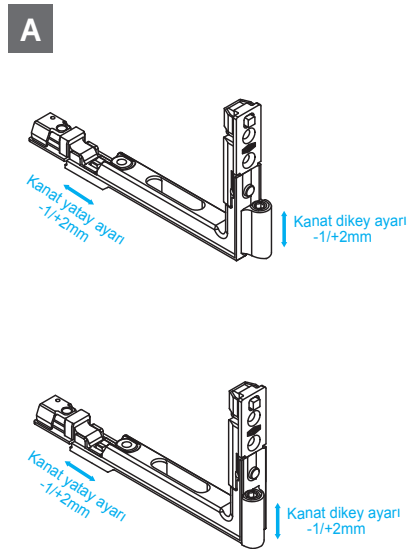


PVC	✓	
Timber	✓	
Aluminium	-	

Hidden Hinge Sash Bottom Hinge




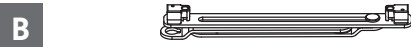
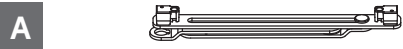
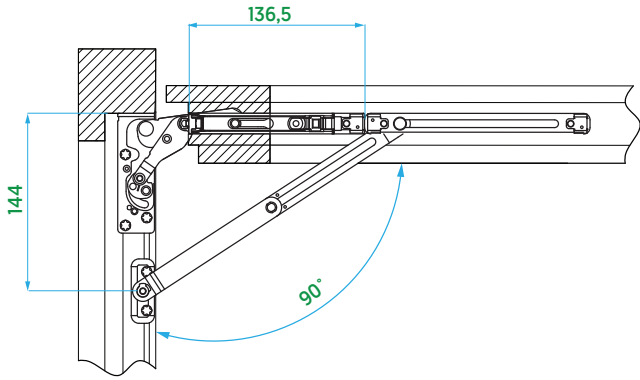
	Article Code	Article	Qty	Frame Sash Distance	
A	V.5810.0L02	HH Corner Hinge 9 aks L	20	9	4
	V.5810.0R02	HH Corner Hinge 9 aks R	20	9	4
B	V.5820.0102	HH Corner Hinge 13 aks	20	13	4



PVC	✓					
Timber	✓					
Aluminium	✓					

Hidden Hinge 90° Sash Sınırlayıcı


	Article Code	Article	Qty	
	V.5840.0102	HH 90° Turn Restrictor	100	2
A	V.5841.0102	HH 90° Turn Restrictor Striker (For PVC Profiles)	100	2
B	V.5841.0202	HH 90° Turn Restrictor Striker (For Timber Profiles)	100	2

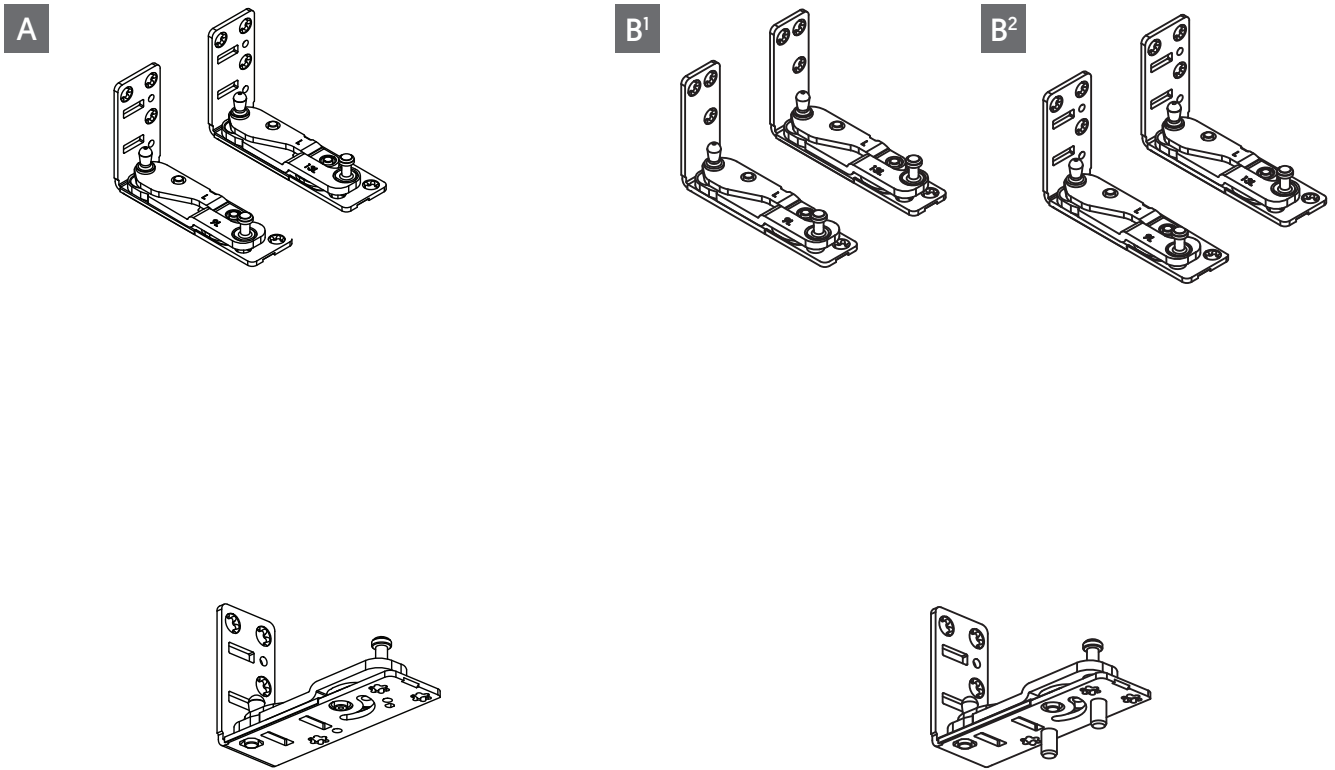


PVC	✓	
Timber	✓	
Aluminium	✓	

Hidden Hinge Frame Bottom Hinge



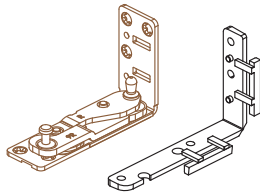
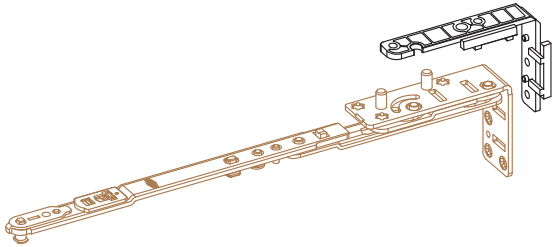
	Article Code	Article	Profile	Qty	Frame Sash Distance	Carrying Capacity	
A	V.5833.0L02	HH Pivot Rest 9/L	30 PVC	20	9	80kg	6
	V.5833.0R02	HH Pivot Rest 9/R	30 PVC	20	9	80kg	6
	V.5834.0L02	HH Pivot Rest 13/L	30 PVC	20	13	80kg	6
	V.5834.0R02	HH Pivot Rest 13/R	30 PVC	20	13	80kg	6
B ¹	V.5813.0L02	HH Pivot Rest 9/L	24 Timber	20	9	100kg	6
	V.5813.0R02	HH Pivot Rest 9/R	24 Timber	20	9	100kg	6
	V.5814.0L02	HH Pivot Rest 13/L	24 Timber	20	13	100kg	6
	V.5814.0R02	HH Pivot Rest 13/R	24 Timber	20	13	100kg	6
B ²	V.5823.0L02	HH Pivot Rest 9/L	30 Timber-PVC	20	9	100kg	6
	V.5823.0R02	HH Pivot Rest 9/R	30 Timber-PVC	20	9	100kg	6
	V.5824.0L02	HH Pivot Rest 13/L	30 Timber-PVC	20	13	100kg	6
	V.5824.0R02	HH Pivot Rest 13/R	30 Timber-PVC	20	13	100kg	6



PVC	✓				
Timber	✓				
Aluminium	✓				

Hidden Hinge Frame Hinge Packers

Profile	Article	Article Code	Qty
Asaşpen	HH Frame Hinge Packers	V.5828.0515	100
		V.5828.0615	100
Deceuninck	HH Frame Hinge Packers	V.5828.0715	100
		V.5828.0815	100
Gealan	HH Frame Hinge Packers	V.5828.0915	100
		V.5828.1015	100
Kömmerling	HH Frame Hinge Packers	V.5828.0515	100
		V.5828.0615	100
Rehau	GM Frame Hinge Desteği	V.5828.0115	100
		V.5828.0215	100
Winsa	HH Frame Hinge Packers	V.5828.0315	100
		V.5828.0415	100

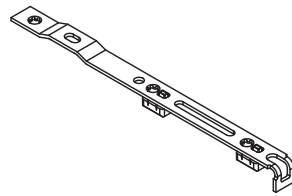
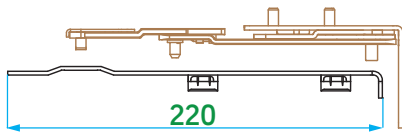


PVC	✓	
Timber	-	
Aluminium	✓	

Hidden Hinge Turn Only Top Stay




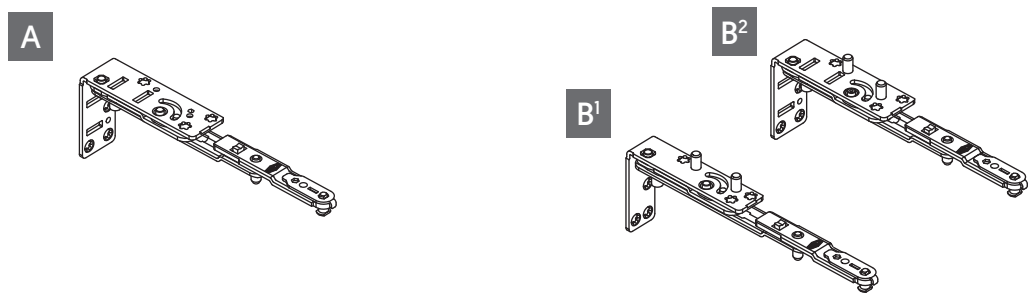
Article Code	Article	Qty	
V.5802.0102	Hidden Hinge Turn Only Stay Guide	10	3







PVC	✓				
Timber	✓				
Aluminium	✓				

Hidden Hinge Turn Only Top Stay Hinge Set

	Article Code	Article	Profile	Qty	Frame Sash Distance	Carrying Capacity	
A	V.5835.0L02	Hidden Hinge Turn Only Stay Arm 9/L	30 PVC	10	9	80 kg	6
	V.5835.0R02	Hidden Hinge Turn Only Stay Arm 9/R	30 PVC	10	9	80 kg	6
	V.5836.0L02	Hidden Hinge Turn Only Stay Arm 13/L	30 PVC	10	13	80 kg	6
	V.5836.0R02	Hidden Hinge Turn Only Stay Arm 13/R	30 PVC	10	13	80 kg	6
B ¹	V.5815.0L02	Hidden Hinge Turn Only Stay Arm 9/L	24'lük Timber	10	9	100 kg	6
	V.5815.0R02	Hidden Hinge Turn Only Stay Arm 9/R	24'lük Timber	10	9	100 kg	6
	V.5816.0L02	Hidden Hinge Turn Only Stay Arm 13/L	24'lük Timber	10	13	100 kg	6
	V.5816.0R02	Hidden Hinge Turn Only Stay Arm 13/R	24'lük Timber	10	13	100 kg	6
B ²	V.5825.0L02	Hidden Hinge Turn Only Stay Arm 9/L	30'luk Timber-PVC	10	9	100 kg	6
	V.5825.0R02	Hidden Hinge Turn Only Stay Arm 9/R	30'luk Timber-PVC	10	9	100 kg	6
	V.5826.0L02	Hidden Hinge Turn Only Stay Arm 13/L	30'luk Timber-PVC	10	13	100 kg	6
	V.5826.0R02	Hidden Hinge Turn Only Stay Arm 13/R	30'luk Timber-PVC	10	13	100 kg	6

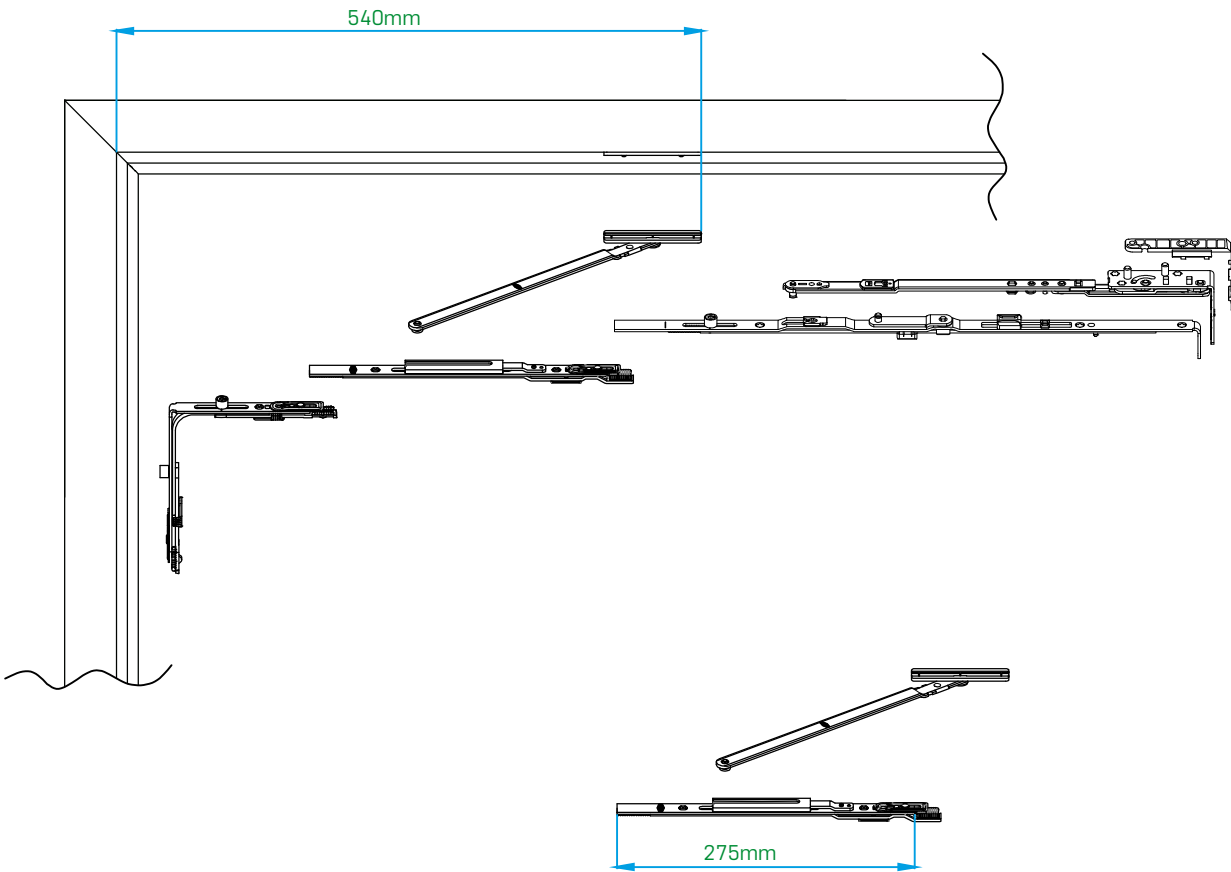


PVC	✓				
Timber	✓				
Aluminium	✓				

Hidden Hinge Secondary Stay



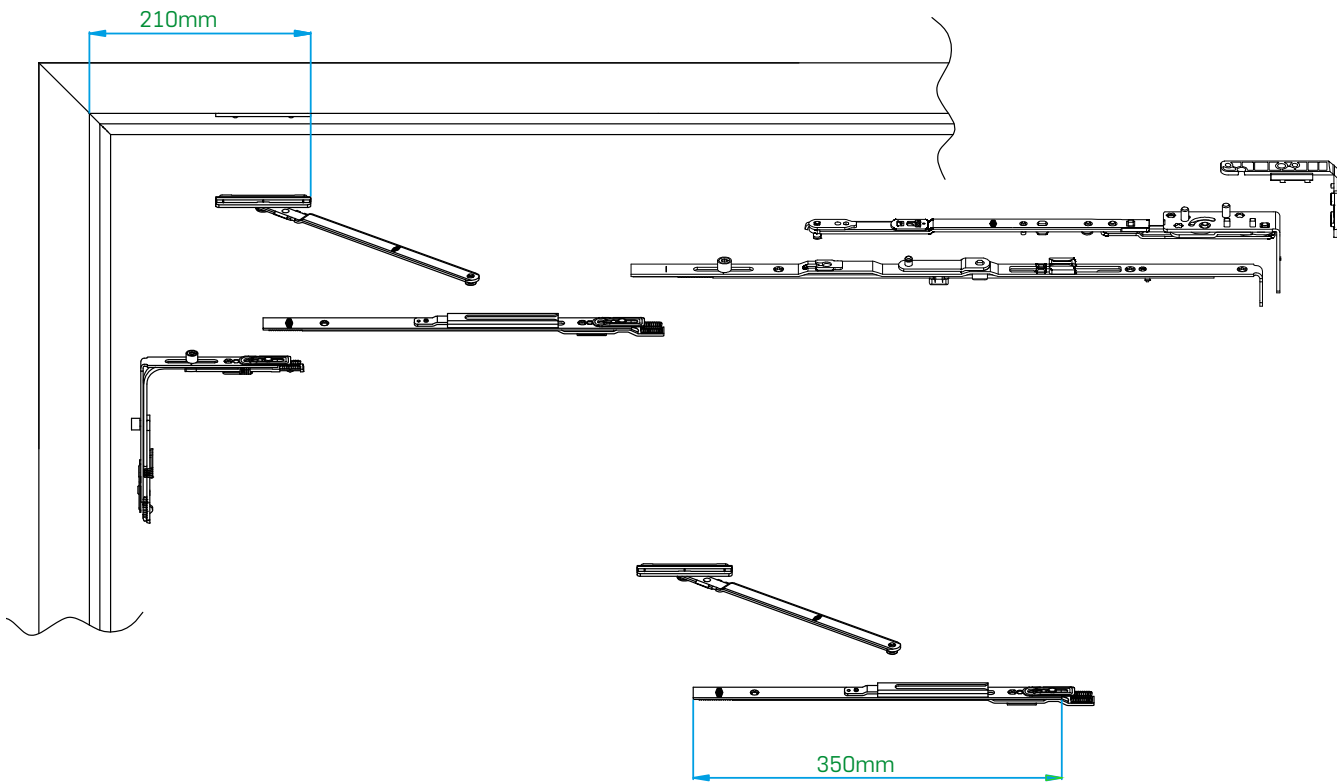
Article Code	Article	Qty	
V.0402.0302	Hidden Hinge Secondary Stay	10	5



*It is recommended to use Sash Rectangular Width 1200 mm and longer Applications.

Hidden Hinge Tilt First Stay

Article Code	Article	Qty	
V.0402.0402	HH Tilt First Stay	10	5



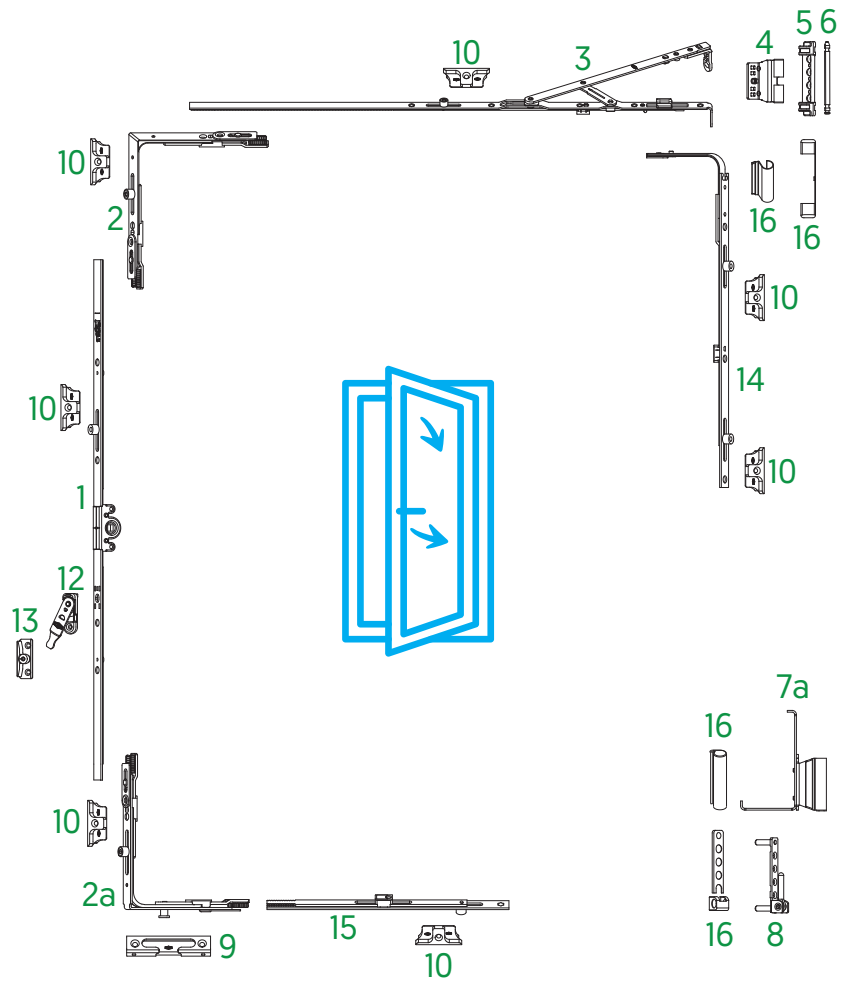
*It is recommended to use Sash Rectangular Width 1200 mm and longer Applications.

Aluminium Window System



Aluminium Tilt & Turn System Chart (PVC, 16mm Groove)

1	T&T Gear	page 27-41
2	Corner Slider	page 56-66
2a	Security Corner Slider	page 56-66
3	Tilt & Turn Stay Set	page 73
4	Sash Top Hinge	page 82
5	Frame Top Hinge	page 83
6	Hinge Cam	page 84
7a	Sash Bottom Hinge (Aluminium)	page 88
8	Frame Bottom Hinge	page 86-89
9	T&T Striker	page 100
10	Strikers	page 100
12	Mishandling Device	page 96
13	Mishandling Device Striker	page 100
14	Center Locking	page 73-76
15	Supplementary Locking	page 67
16	Cover Caps	page 101



*Corner Slider usage chart according to dimension

A - Standart Corner Slider.

B - Short Corner Slider.

N - Nonapplicable Dimension.

KLE			
		280-350	351-1600
KLB	380-450	N	B
	451-2400	B	A

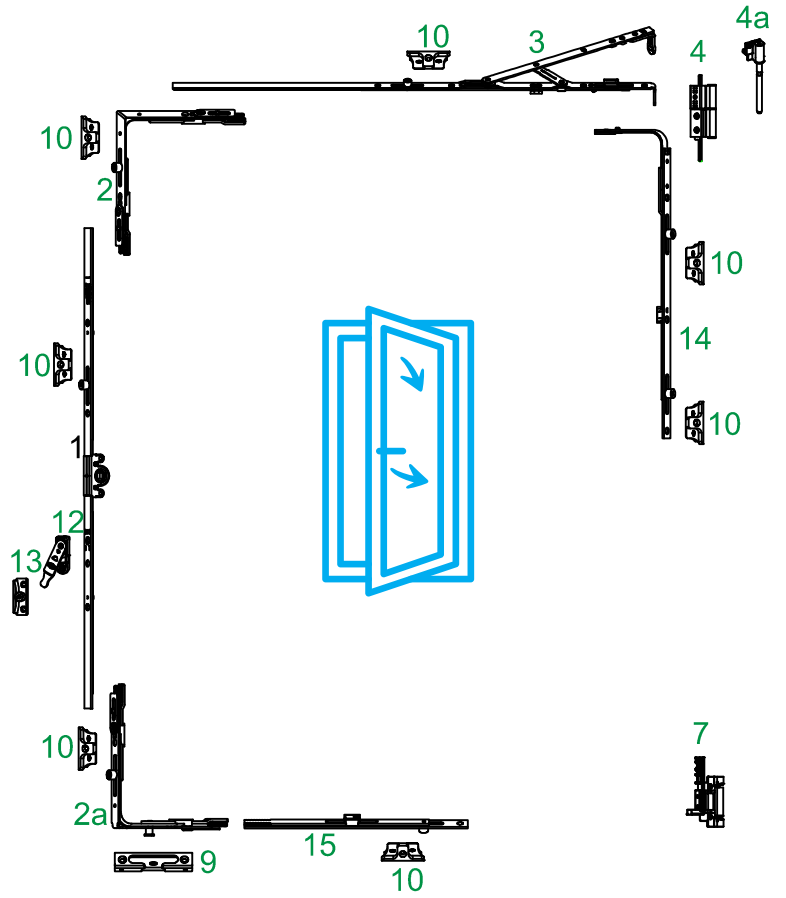
Range of Use

Sash Rectangular Width	280-1600 mm
Sash Rectangular Height	380-2400 mm
Sash Weight	maks. 130 kg

Aluminium Hinge Tilt & Turn System Chart (PVC, 16mm Groove)



1	T&T Gear	page 27-41
2	Corner Slider	page 56-66
2a	Security Corner Slider	page 56-66
3	Tilt & Turn Stay Set	page 73
4	PVC Groove Top Hinge	page 78
4a	PVC Groove 130 kg Weight Supporter	page 158
7	PVC Groove Bottom Hinge	page 82
7a	Sash Bottom Hinge (Aluminium)	page 207
9	T&T Striker	page 100
10	Strikers	page 100
12	Mishandling Device	page 96
13	Mishandling Device Striker	page 100
14	Center Locking	page 73-76
15	Supplementary Locking	page 67



* Ölçülere göre köşe hareketi kullanım tablosu

A - Stanart köşe hareketi

B - Kısa köşe hareketi

N - Uygulanamayan ölçü

		KLE	
		280-350	351-1600
KLB	380-450	N	B
	451-2400	B	A

Range of Use

Sash Rectangular Width	280-1600 mm
Sash Rectangular Height	380-2400 mm
Sash Weight	maks. 130 kg

Aluminium Turn Only System Chart (Euro Groove)

70b	Connector Set	page 150
70d	Bottom Hinge Set	page 150
70e	Top Hinge Set	page 150
70g	Run up Block	page 150
70h	Handle	page 150
75b	Supplementary Locking	page 150
75d	Shootbolt Striker	page 150
73	Striker	page 150
74	130kg Weight Supporter	page 154
75a	Aluminium Stay Hinge	page 150

75d 75b

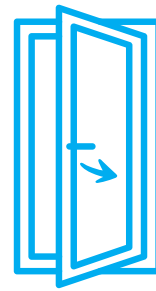
73

70b

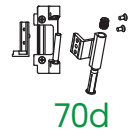
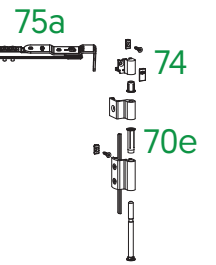
73

75d 75b

70h



70g



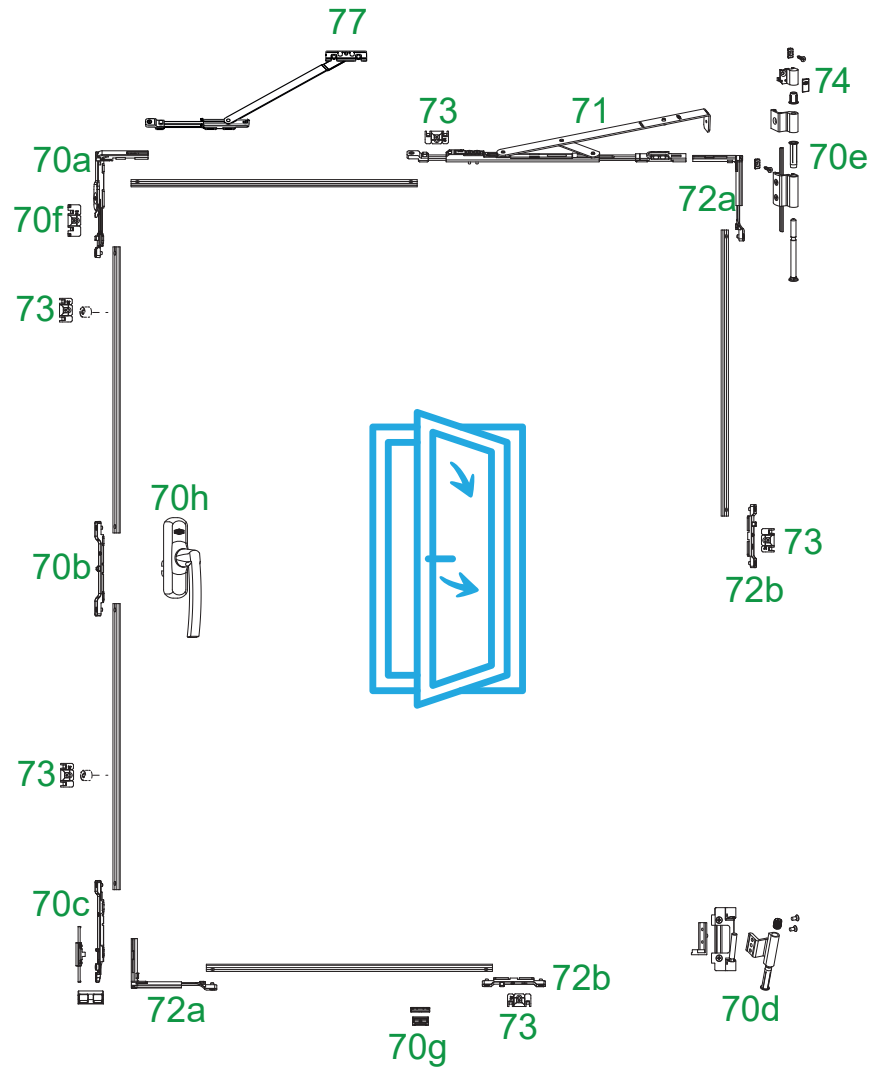
Range of Use	
Sash Rectangular Width	420-1700mm
Sash Rectangular Height	500-2600mm
Sash Weight	maks. 130 kg

Aluminium Tilt & Turn System Chart (Euro Groove)



Vertical Appliaction

70a	Corner Slider Set	page 153
70b	Connector Set	page 143
70c	Bottom Locking Set	page 143
70d	Bottom Hinge Set	page 143
70e	Top Hinge Set	page 143
70f	Mishandling Device Striker	page 143
70g	Run up Block	page 143
70h	Handle	page 143
71	Aluminium T&T Stay	page 151
72a	Center Locking Set	page 154
72b	Supplementary Locking Set	page 154
73	Striker	page 143
74	130kg Weight Supporter	page 154
77	Aluminium Secondary Stay (Optional)	page 157



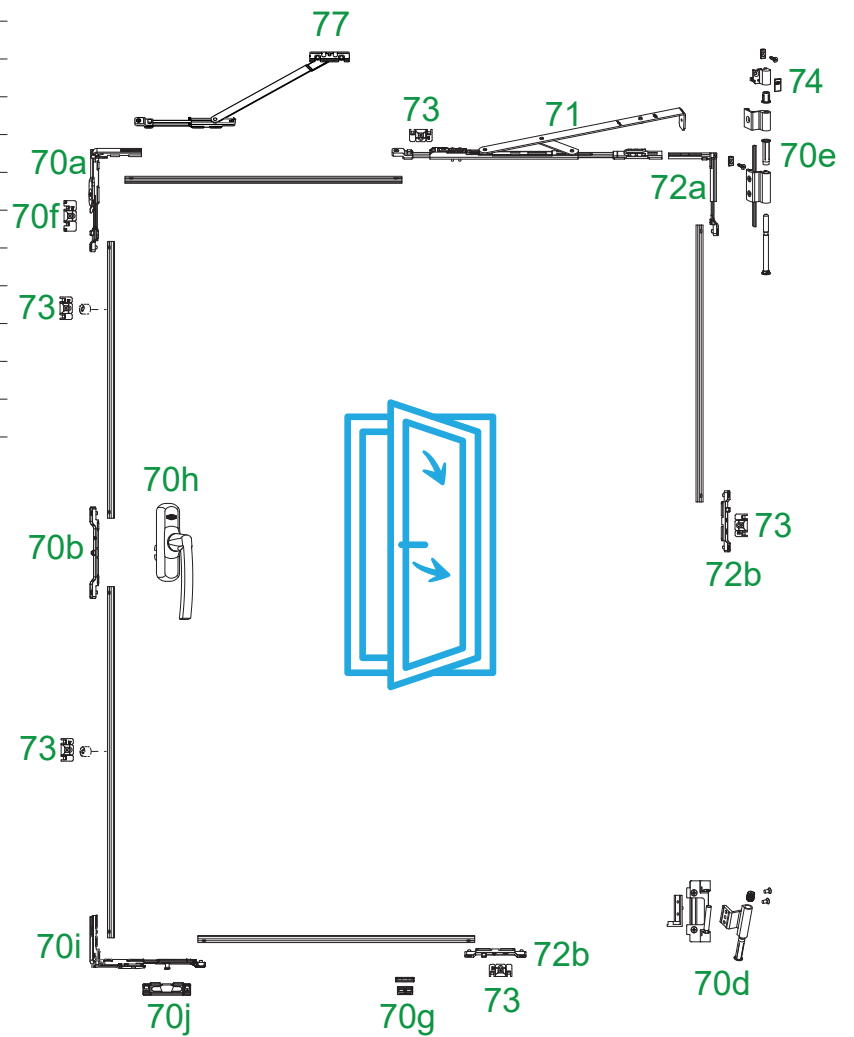
Range of Use

Sash Rectangular Width	420-1700mm
Sash Rectangular Height	500-2600mm
Sash Weight	maks. 130 kg

Aluminium Tilt & Turn System Chart (Euro Groove)

Horizontal Application

70a	Corner Slider Set	page 153
70b	Connector Set	page 144
70d	Bottom Hinge Set	page 144
70e	Top Hinge Set	page 144
70f	Mishandling Device Striker	page 144
70g	Run up Block	page 144
70h	Handle	page 144
70i	Horizontal Application Corner Slider Set	page 144
70i	Horizontal Application Striker	page 144
71	Aluminium T&T Stay	page 151
72a	Center Locking Set	page 154
72b	Supplementary Locking Set	page 154
73	Striker	page 144
74	130kg Weight Supporter	page 154
77	Aluminium Secondary Stay (Optional)	page 157



Range of Use

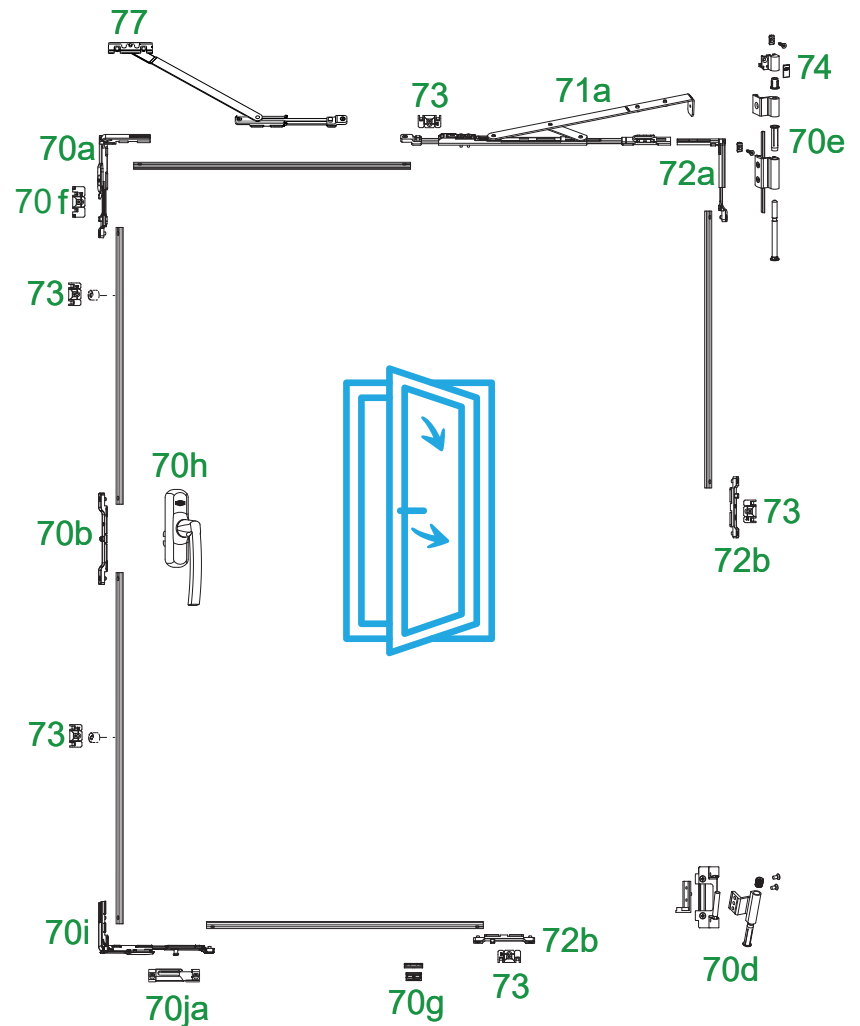
Sash Rectangular Width	420-1700mm
Sash Rectangular Height	500-2600mm
Sash Weight	maks. 130 kg

Aluminium Tilt & Turn System Chart (Euro Groove)



Tilt First Application

70a	Corner Slider Set	page 153
70b	Connector Set	page 147
70d	Bottom Hinge Set	page 147
70e	Top Hinge Set	page 147
70f	Mishandling Device Striker	page 147
70g	Run up Block	page 147
70h	Handle	page 147
70i	Horizontal Application Corner Slider Set	page 147
70j	Tilt First Horz. App. Striker	page 147
71	Tilt First Aluminium T&T Stay	page 152
72a	Center Locking Set	page 154
72b	Supplementary Locking Set	page 154
73	Striker	page 147
74	130kg Weight Supporter	page 154
77	Aluminium Secondary Stay (Optional)	page 157

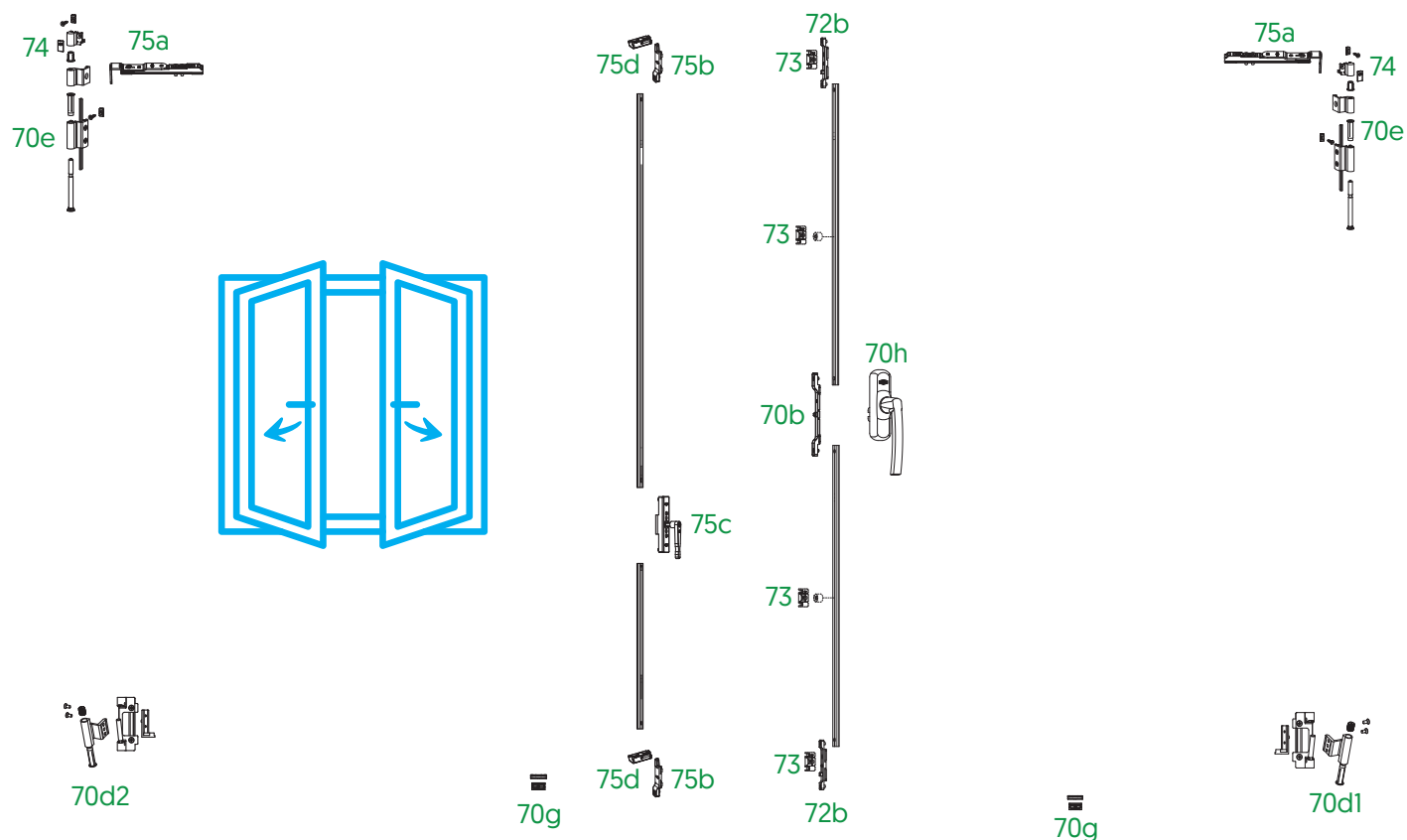


Range of Use

Sash Rectangular Width	420-1700mm
Sash Rectangular Height	500-2600mm
Sash Weight	maks. 130 kg

Aluminium Double Sash Turn Only System Chart (Euro Groove)

70d	Bottom Hinge Set	page 149
70e	Top Hinge Set	page 149
70g	Run up Block	page 149
70h	Handle	page 149
72b	Supplementary Locking Set	page 154
73	Striker	page 150
74	130kg Weight Supporter	page 154
75a	Top Stay Hinge	page 149
75b	Aluminium Shootbolt	page 149
75c	Double Sash Hidden Handle	page 149
75d	Shootbolt Striker	page 149



Range of Use

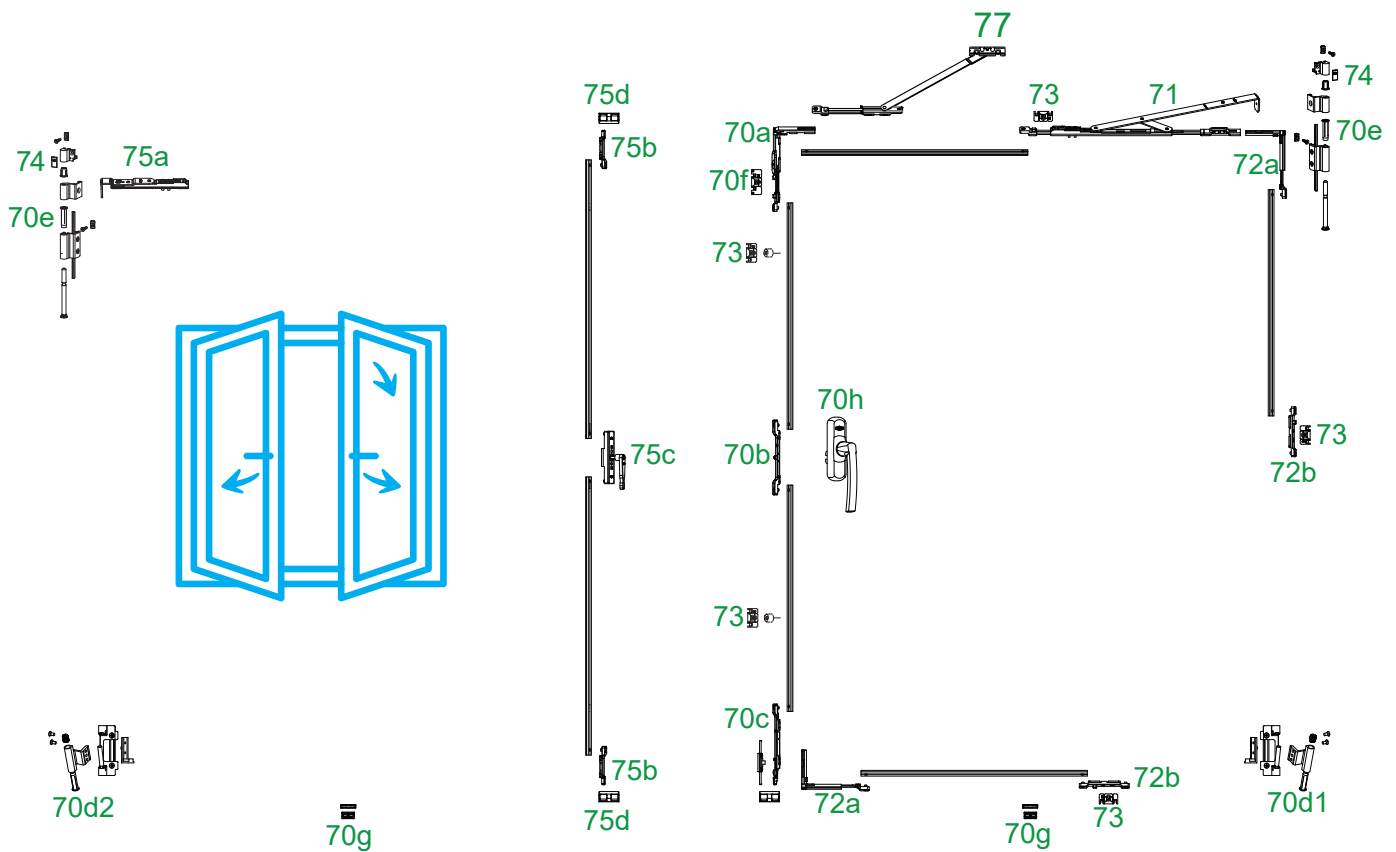
Sash Rectangular Width	420-1700mm
Sash Rectangular Height	500-2600mm
Sash Weight	maks. 130 kg

Aluminium Double Sash Tilt & Turn System Chart (Euro Groove)



70a	Corner Slider Set	page 143
70b	Connector Set	page 143
70c	Bottom Locking Set	page 143
70d	Bottom Hinge Set	page 143
70e	Top Hinge Set	page 143
70f	Mishandling Device Striker	page 143
70g	Run up Block	page 143
70h	Handle	page 143
71	Aluminium T&T Stay	page 151

72a	Center Locking Set	page 154
72b	Supplementary Locking Set	page 154
73	Striker	page 143
74	130kg Weight Supporter	page 154
75a	Top Stay Hinge	page 143
75b	Aluminium Shootbolt	page 143
75c	Aluminium Double Sash Hidden Handle	page 143
75d	Shootbolt Striker	page 143
77	Aluminium Secondary Stay (Optional)	page 157



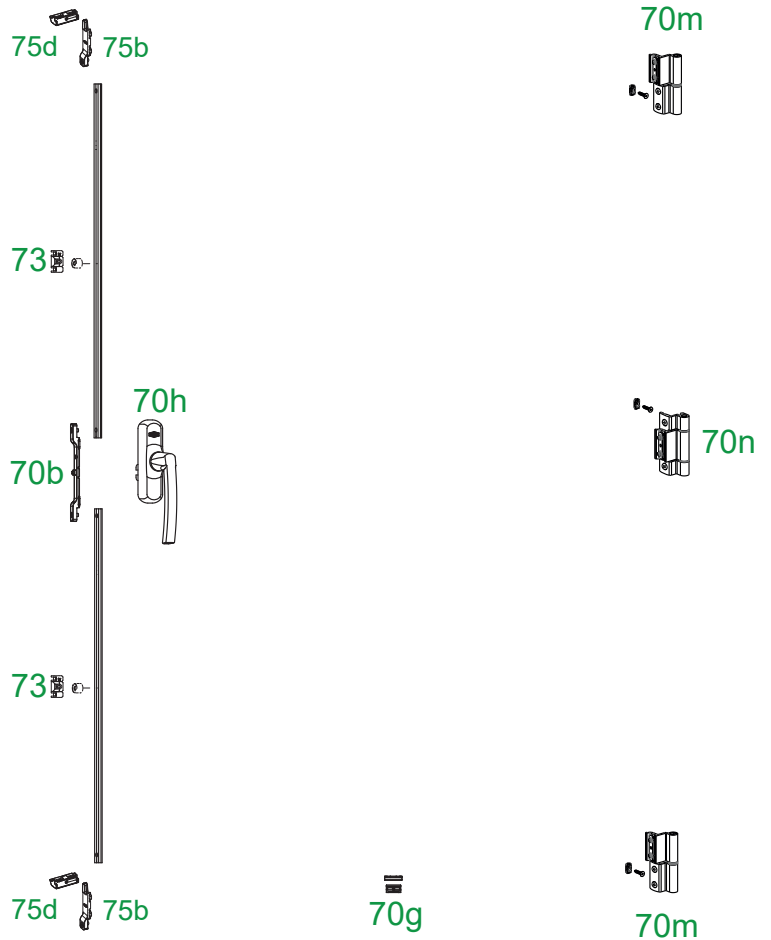
Range of Use

Sash Rectangular Width	420-1700mm
Sash Rectangular Height	500-2600mm
Sash Weight	maks. 130 kg

Aluminium Turn Only System Chart (Euro Groove)

Turn Only Hinge Application

70b	Connector Set	page 150
70g	Run up Block	page 150
70h	Handle	page 150
70m	Aluminium Turn Only Leaf Hinge Set 120Kg.	page 150
70n	Aluminium Turn Only Hinge Set (Optional)	page 150
73	Striker	page 150
75d	Shootbolt Striker	page 150



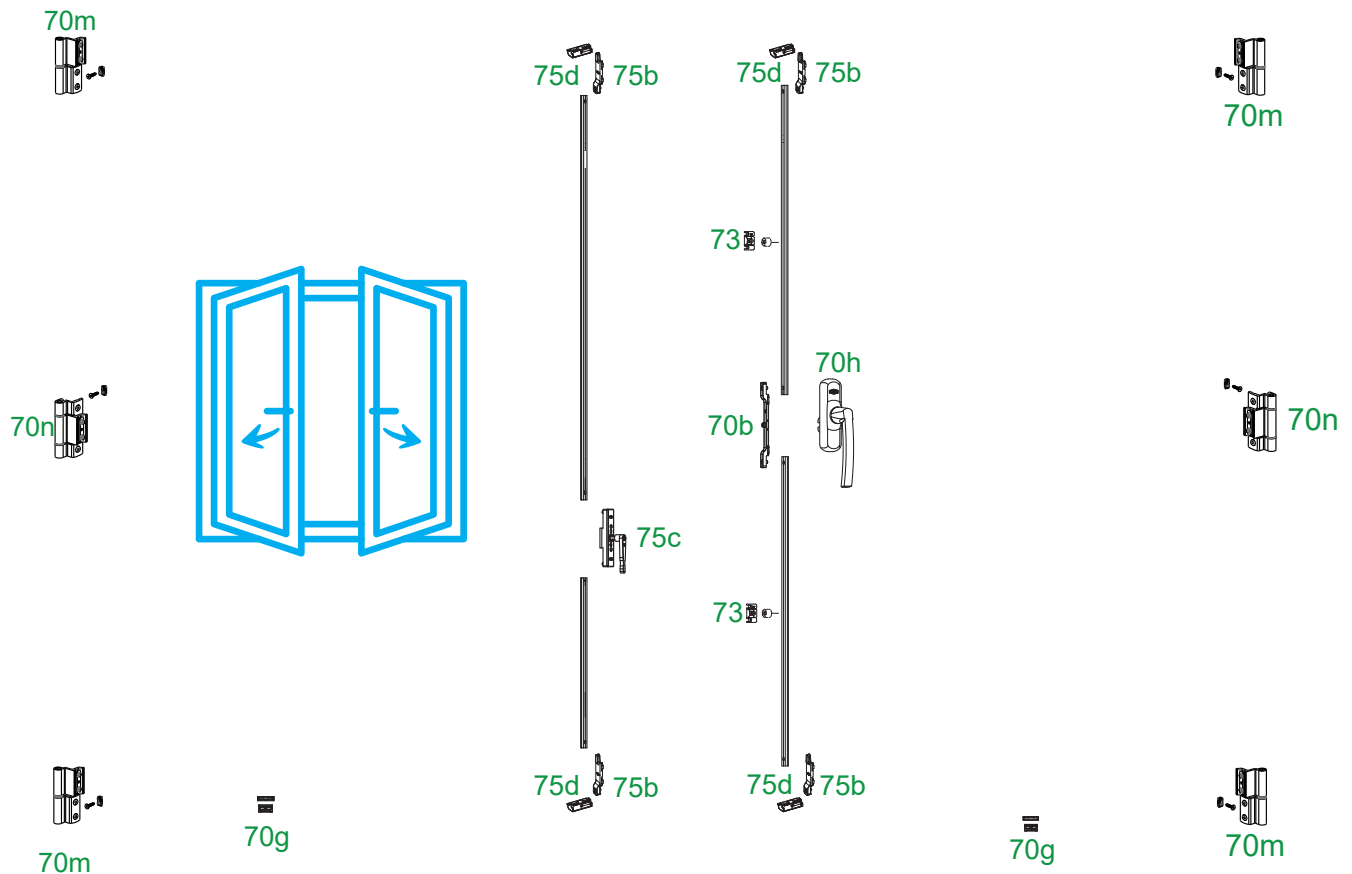
Range of Use	
Sash Rectangular Width	370-1700mm
Sash Rectangular Height	500-2600mm
Sash Weight	maks. 120 kg

Aluminium Double Sash Turn Only System Chart (Euro Groove)



Turn Only Hinge Application

70b	Connector Set	page 149
70g	Run up Block	page 149
70h	Handle	page 149
70m	Aluminium Turn Only Leaf Hinge Set 120Kg.	page 149
70n	Aluminium Turn Only Hinge Set (Optional)	page 149
73	Striker	page 149
75b	Aluminium Shootbolt	page 149
75c	Aluminium Double Sash Hidden Handle	page 149
75d	Shootbolt Striker	page 149



Range of Use

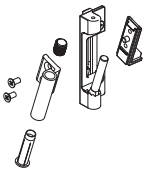
Sash Rectangular Width	370-1700mm
Sash Rectangular Height	500-2600mm
Sash Weight	maks. 120 kg

Aluminium Turn Only System (Euro Groove)

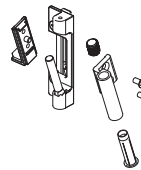
Turn Only Hinge Set Packing & Content Informaiton

	Article	Article Code	Qty	
Set	Aluminium Turn Only Hinge Set L	V.5700.4LXX		
	70d1	Bottom Hinge Set L	V.5706.1Lxx	1
	70e1	Top Hinge Set L	V.5706.2Lxx	1
	75a	Top Stay Hinge	V.5713.0102	1

	Article	Article Code	Qty	
Set	Aluminium Turn Only Hinge Set R	V.5700.4RXX		
	70d	Bottom Hinge Set	V.5706.01xx	1
	70e	Top Hinge Set	V.5706.02xx	1
	75a	Top Stay Hinge	V.5713.0102	1



L



R

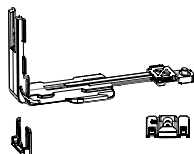
*XX	Colors
07	White RAL 9016
08	Black Brown RAL 8022
10	Silver
16	Black RAL 9005

Aluminium Turn Only System (Euro Groove)



Turn Only Appliaction Packing & Content Informaiton

	Article	Article Code	Qty	
Set	Aluminium Turn Only Set		V.5700.4702	
	70a1	Corner Slider	V.5702.0402	1
	70b	Connector Set	V.5705.0102	1
	70g	Run Up Block	V.5708.0116	1
	73	Striker	V.5707.0102	1
	75b	Double Sash Shootbolt	V.5704.0202	1
	75d	Shootbolt Striker	V.5709.0103	1



*XX	Colors
07	White RAL 9016
08	Black Brown RAL 8022
10	Silver
16	Black RAL 9005

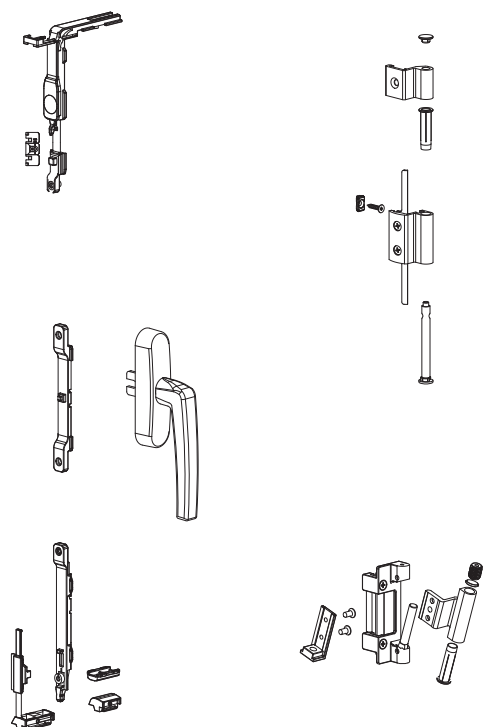
Aluminium Window System Components

Aluminium Tilt & Turn System (Euro Groove)



Vertical Application Packing & Content Information

	Article		Article Code	Qty	
Set 1a	Aluminium Tilt & Turn Set		V.5700.10XX		
	70a	Corner Slider	V.5702.0102	1	
	70b	Connector Set	V.5705.0102	1	
	70c	Bottom Locking Set	Shootbolt	V.5704.0102	1
			Aluminium Tilt Striker	V.5710.0102	1
			Shootbolt Striker	V.5709.0102	1
	70d	Bottom Hinge Set	V.5706.01xx	1	
	70e	Top Hinge Set	V.5706.02xx	1	
	70f	Mishandling Device Striker	V.5707.0202	1	
	70g	Run up Block	V.5708.0116	1	
	70h	Handle	T.0210.01XX	1	
73	Striker	V.5707.0102	1		
Set 1b	Aluminium Tilt & Turn Set		V.5700.20XX		
	70a	Corner Slider	V.5702.0102	1	
	70b	Connector Set	V.5705.0102	1	
	70c	Bottom Locking Set	Shootbolt	V.5704.0102	1
			Aluminium Tilt Striker	V.5710.0102	1
			Shootbolt Striker	V.5709.0102	1
	70d	Bottom Hinge Set	V.5706.01xx	1	
	70e	Top Hinge Set	V.5706.02xx	1	
	70f	Mishandling Device Striker	V.5707.0202	1	
	70g	Run up Block	V.5708.0116	1	
	73	Striker	V.5707.0102	1	

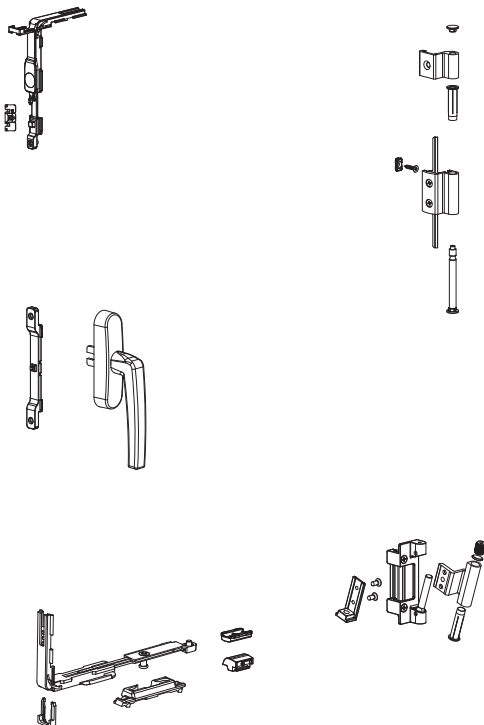


*XX	Color
00	Naturel
07	White RAL 9016
08	Black Brown RAL 8022
10	Silver
16	Black RAL 9005
21	Grey Brown RAL 8019

Aluminium Tilt & Turn System (Euro Groove)

Horizontal Application Packing & Content Information

	Article	Article Code	Qty	
Set 1a	Aluminium Tilt & Turn Set		V.5700.30XX	
	70a	Corner Slider	V.5702.0102	1
	70b	Connector Set	V.5705.0102	1
	70d	Bottom Hinge Set	V.5706.01xx	1
	70e	Top Hinge Set	V.5706.02xx	1
	70f	Mishandling Device Striker	V.5707.0202	1
	70g	Run up Block	V.5708.0116	1
	70h	Handle	T.0210.01XX	1
	70i	Horizontal Application Corner Slider Set	V.5702.0302	1
	70j	Horizontal Application Striker	V.5707.0302	1
	73	Striker	V.5707.0102	1
Set 1b	Aluminium Tilt & Turn Set		V.5700.31XX	
	70a	Corner Slider	V.5702.0102	1
	70b	Connector Set	V.5705.0102	1
	70d	Bottom Hinge Set	V.5706.01xx	1
	70e	Top Hinge Set	V.5706.02xx	1
	70f	Mishandling Device Striker	V.5707.0202	1
	70g	Run up Block	V.5708.0116	1
	70i	Horizontal Application Corner Slider Set	V.5702.0302	1
	70j	Horizontal Application Striker	V.5707.0302	1
	73	Striker	V.5707.0102	1



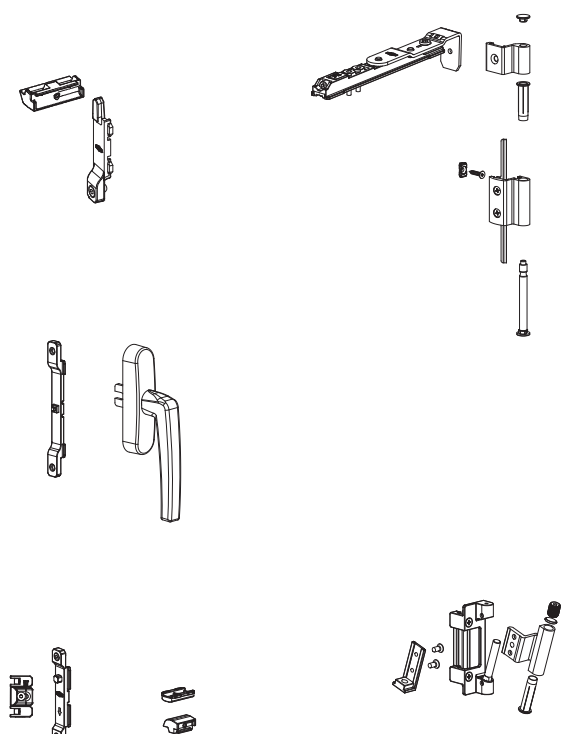
*XX	Color
00	Naturel
07	White RAL 9016
08	Black Brown RAL 8022
10	Silver
16	Black RAL 9005
21	Grey Brown RAL 8019

Aluminium Turn Only System (Euro Groove)



Packing & Content Informaiton

	Article	Article Code	Qty	
	Aluminium Turn Only Set	V.5700.40XX		
Set 2a	70b	Connector Set	V.5705.0102	1
	70d	Bottom Hinge Set	V.5706.01xx	1
	70e	Top Hinge Set	V.5706.02xx	1
	70g	Run up Block	V.5708.0116	1
	70h	Handle	T.0210.01XX	1
	75a	Top Stay Hinge	V.5713.0102	1
	75b	Supplementary Locking	V.5703.0102	2
	73	Striker	V.5707.0102	2
	75b	Double Sash Shootbolt	V.5704.0202	1
	75d	Shootbolt Striker	V.5709.0102	1
	Aluminium Turn Only Set	V.5700.41XX		
Set 2b	70b	Connector Set	V.5705.0102	1
	70d	Bottom Hinge Set	V.5706.01xx	1
	70e	Top Hinge Set	V.5706.02xx	1
	70g	Run up Block	V.5708.0116	1
	75a	Top Stay Hinge	V.5713.0102	1
	75b	Supplementary Locking	V.5703.0102	2
	73	Striker	V.5707.0102	2
	75b	Double Sash Shootbolt	V.5704.0202	1
	75d	Shootbolt Striker	V.5709.0102	1

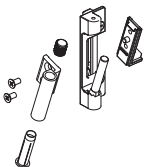
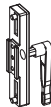
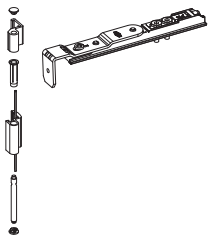


*XX	Color
00	Naturel
07	White RAL 9016
08	Black Brown RAL 8022
10	Silver
16	Black RAL 9005
21	Grey Brown RAL 8019

Aluminium Double Sash System (Euro Groove)

Packing & Content Informaiton

	Article	Article Code	Qty
Set 3	Aluminium Double Sash Set	V.5700.50XX	
	70d Bottom Hinge Set L	V.5706.1Lxx	1
	70e Top Hinge Set	V.5706.02xx	1
	70g Run up Block	V.5708.0116	1
	75a Top Stay Hinge	V.5713.0102	1
	75b Double Sash Shootbolt	V.5704.0202	2
	75c Aluminium Double Sash Hidden Handle	V.5714.0102	1
	75d Shootbolt Striker	V.5709.0102	2



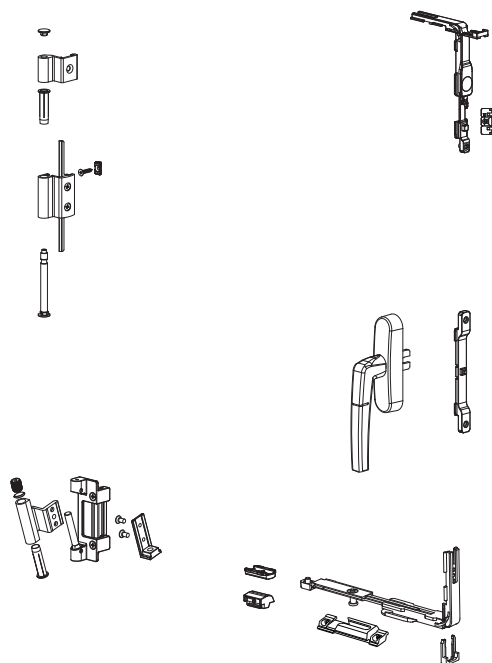
*XX	Color
00	Naturel
07	White RAL 9016
08	Black Brown RAL 8022
10	Silver
16	Black RAL 9005
21	Grey Brown RAL 8019

Aluminium Tilt & Turn System (Euro Groove)



Tilt First Application Packing & Content Information

	Article	Article Code	Qty	
Set 1a	Aluminium Tilt First Tilt & Turn Set L		V.5717.1LXX	
	70a	Corner Slider	V.5702.0102	1
	70b	Connector Set	V.5705.0102	1
	70d	Bottom Hinge Set	V.5706.01xx	1
	70e	Top Hinge Set	V.5706.02xx	1
	70f	Mishandling Device Striker	V.5707.0202	1
	70g	Run Up Block	V.5708.0116	1
	70h	Handle	T.0210.01XX	1
	70i	Horizontal Tilt Corner Slider	V.5702.0302	1
	70ja	Tilt First Horizontal Tilt Striker L	V.5717.0L02	1
	73	Striker	V.5707.0102	1
	Article	Article Code	Qty	
Set 1b	Aluminium Tilt First Tilt & Turn Set L		V.5717.2LXX	
	70a	Corner Slider	V.5702.0102	1
	70b	Connector Set	V.5705.0102	1
	70d	Bottom Hinge Set	V.5706.01xx	1
	70e	Top Hinge Set	V.5706.02xx	1
	70f	Mishandling Device Striker	V.5707.0202	1
	70g	Run Up Block	V.5708.0116	1
	70i	Horizontal Tilt Corner Slider	V.5702.0302	1
	70ja	Tilt First Horizontal Tilt Striker L	V.5717.0L02	1
		73	Striker	V.5707.0102

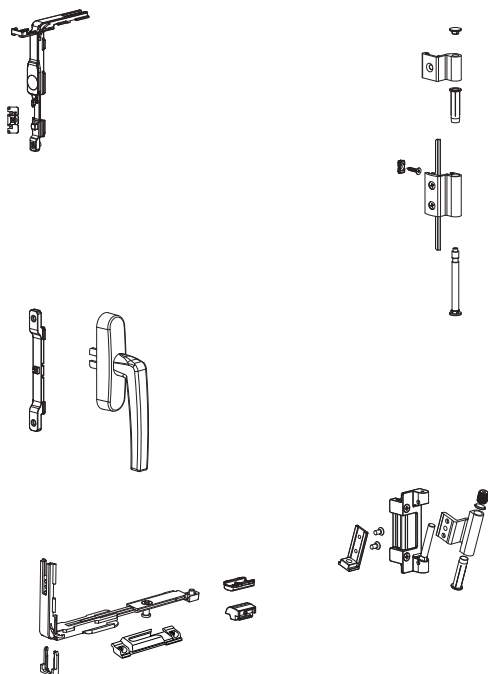


*XX	Color
00	Naturel
07	White RAL 9016
08	Black Brown RAL 8022
10	Silver
16	Black RAL 9005
21	Grey Brown RAL 8019

Aluminium Tilt & Turn System (Euro Groove)

Tilt First Appliaction Packing & Content Informaiton

	Article	Article Code	Qty	
Set 2a	Aluminium Tilt First Tilt & Turn Set R		V.5717.1RXX	
	70a	Corner Slider	V.5702.0102	1
	70b	Connector Set	V.5705.0102	1
	70d	Bottom Hinge Set	V.5706.01xx	1
	70e	Top Hinge Set	V.5706.02xx	1
	70f	Mishandling Device Striker	V.5707.0202	1
	70g	Run Up Block	V.5708.0116	1
	70h	Handle	T.0210.01XX	1
	70i	Horizontal Tilt Corner Slider	V.5702.0302	1
	70ja	Tilt First Horizontal Tilt Striker R	V.5717.0L02	1
	73	Striker	V.5707.0102	1
	Article	Article Code	Qty	
Set 2b	Aluminium Tilt First Tilt & Turn Set R		V.5717.2RXX	
	70a	Corner Slider	V.5702.0102	1
	70b	Connector Set	V.5705.0102	1
	70d	Bottom Hinge Set	V.5706.01xx	1
	70e	Top Hinge Set	V.5706.02xx	1
	70f	Mishandling Device Striker	V.5707.0202	1
	70g	Run Up Block	V.5708.0116	1
	70i	Horizontal Tilt Corner Slider	V.5702.0302	1
	70ja	Tilt First Horizontal Tilt Striker R	V.5717.0R02	1
		73	Striker	.5707.0102



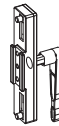
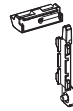
*XX	Color
00	Naturel
07	White RAL 9016
08	Black Brown RAL 8022
10	Silver
16	Black RAL 9005
21	Grey Brown RAL 8019

Aluminium Double Sash Turn Only Hinge Application Set



Packing & Content Information

Article		Article Code	Qty
Aluminium Double Sash Turn Only Hinge Set 80 kg		V.5700.52XX	
70g	Run Up Block	V.5708.0116	1
70k	Turn Only Hinge Set 120 kg	V.5706.07XX	2
75b	Double Sash Shootbolt	V.5704.0202	2
75c	Aluminium Double Sash Hidden Handle	V.5714.0102	1
75d	Shootbolt Striker	V.5709.0102	2

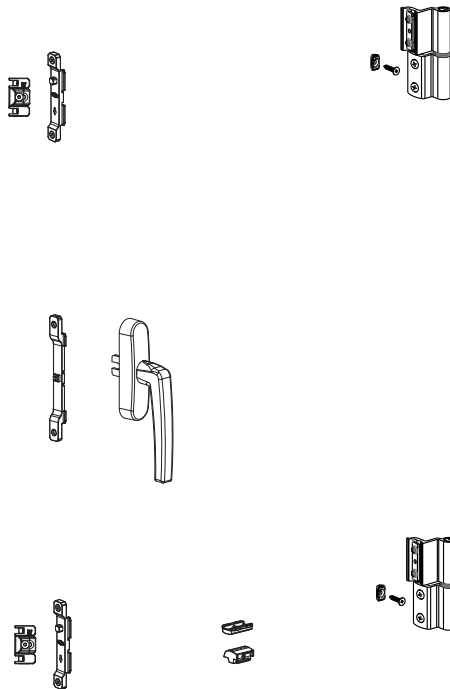


*XX	Color
00	Naturel
07	White RAL 9016
08	Black Brown RAL 8022
10	Silver
16	Black RAL 9005
21	Grey Brown RAL 8019

Aluminium Turn Only Hinge Application Set

Packing & Content Informaiton

Article		Article Code	Qty
Aluminium Double Sash Turn Only Hinge Set 120 kg		V.5700.45XX	
70b	Connector Set	V.5705.0102	1
70g	Run Up Block	V.5708.0116	1
70h	Handle	T.0210.01XX	1
70k	Turn Only Hinge Set 120 kg	V.5706.07XX	2
75b	Supplementary Locking	V.5703.0102	2
75d	75d Striker	V.5707.0102	2
Aluminium Double Sash Turn Only Hinge Set 120 kg		V.5700.46XX	
70b	Connector Set	V.5705.0102	1
70g	Run Up Block	V.5708.0116	1
70k	Turn Only Hinge Set 120 kg	V.5706.07XX	2
75b	Supplementary Locking	V.5703.0102	2
75d	Striker	V.5707.0102	2



*XX	Color
00	Naturel
07	White RAL 9016
08	Black Brown RAL 8022
10	Silver
16	Black RAL 9005
21	Grey Brown RAL 8019

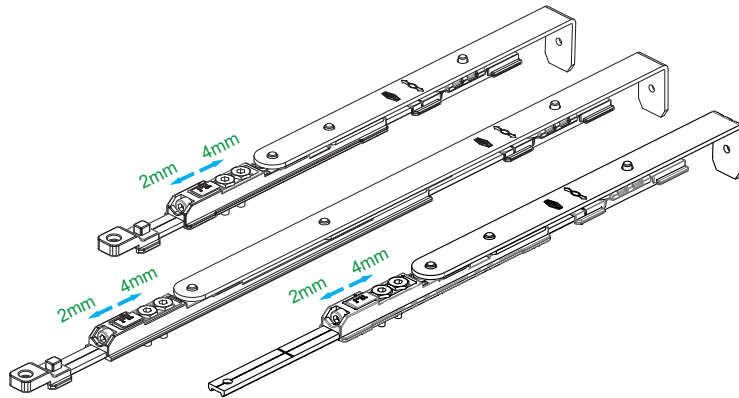


Aluminium Tilt & Turn Stay Set (Euro Groove)



Packing & Content Information

	Article	Article Code	Qty
71	Aluminium T&T Stay	601-1700	V.5701.0102 10
		420-600	V.5701.0202 10
		370-420	V.5701.0302 10

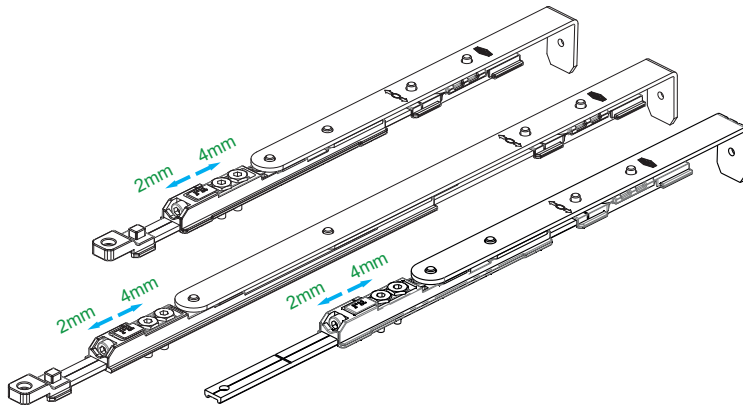




Aluminium Tilt First Tilt & Turn Stay Set (Euro Groove)

Packing & Content Information

	Article		Article Code	Qty
71a	Aluminium Tilt First T&T Stay	601-1700	V.5717.0102	10
		420-600	V.5717.0202	10
		370-420	V.5717.0302	10

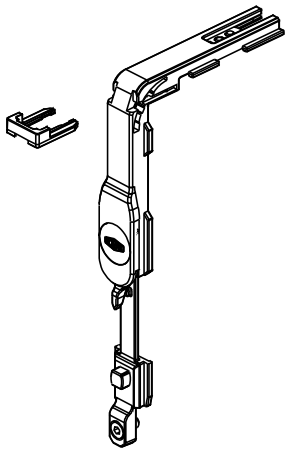


Aluminium Corner Slider Set (Euro Groove)

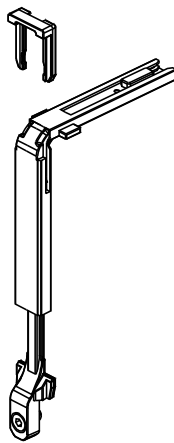


	Article Code	Article	Qty
A	V.5702.0102	Corner Slider Set (With Mishandling)	10
B	V.5702.0202	Center Corner Slider Set	10
C	V.5702.0302	Corner Slider Set (Horizontal)	10
D	V.5702.0402	Corner Slider Set (Without Mishandling)	10
E	V.5702.0502	Corner Slider Set (Regular Cam)	10

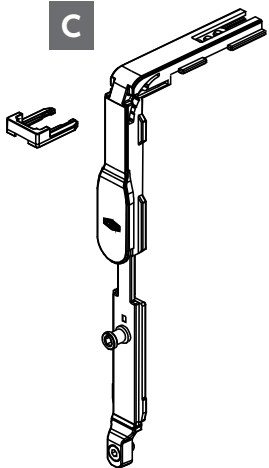
A



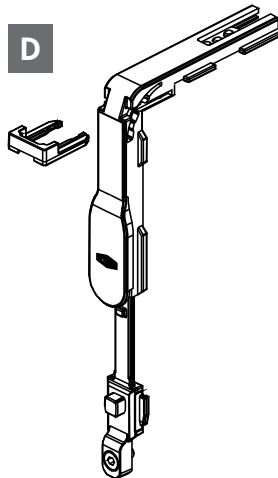
B



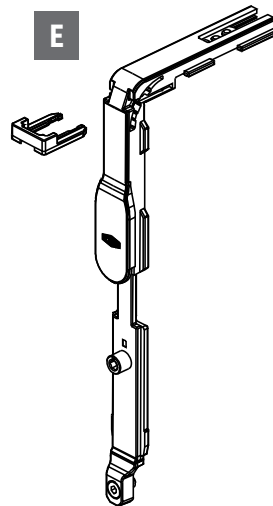
C



D



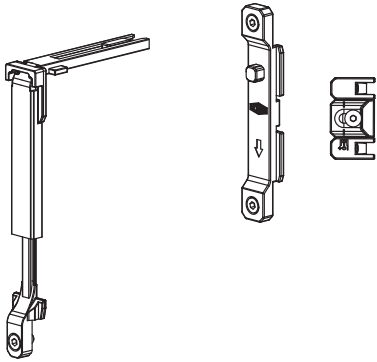
E



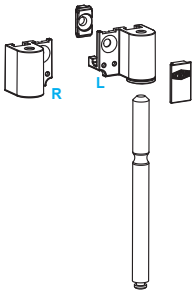
Aluminium System (Euro Groove)

Optional Packings & Components

	Article	Article Code	Qty	
Set4	Center & Supplementary Locking Set	V.5711.0102		
	72	Center Locking Set	V.5702.0202	10
		Supplementary Locking Set	V.5703.0102	10
		Striker	V.5707.0102	10



	Article	Article Code	Qty
74	130kg Weight Supporter	V.5712.01XX	10



	Article	Article Code	Qty
73	Striker	V.5707.0102	50



*XX	Color
00	Naturel
07	White RAL 9016
08	Black Brown RAL 8022
10	Silver
16	Black RAL 9005
21	Grey Brown RAL 8019

Aluminium System (Euro Groove)

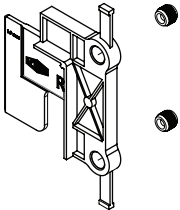


Optional Packings & Components

Article Code	Article	Qty
V.5715.0002	Handle Transmitter	10



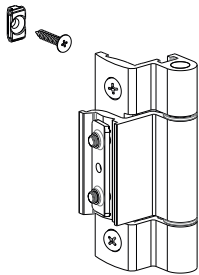
Article Code	Article	Qty
V.5720.0116	Hinge Jig	10



Aluminium System (Euro Groove)

Optional Packings & Components

	Article Code	Article	Qty
70n	V.5706.06XX	Turn Only Hinge Set	15



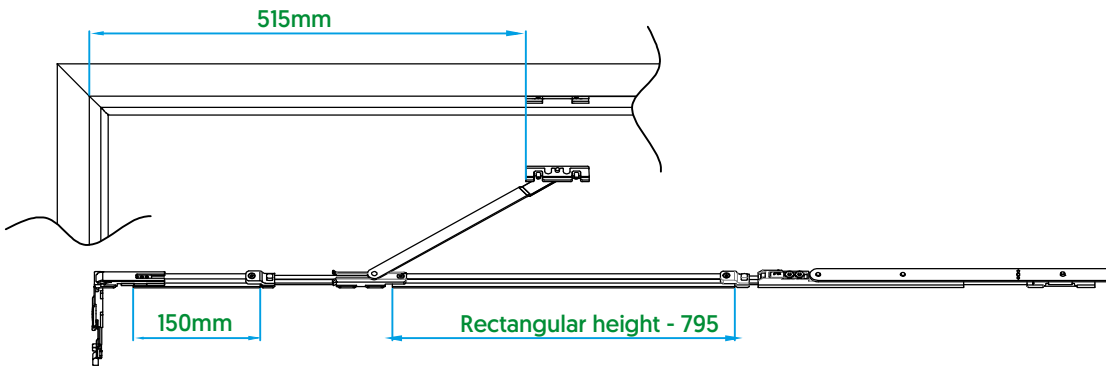
*XX	Color
00	Naturel
07	White RAL 9016
08	Black Brown RAL 8022
10	Silver
16	Black RAL 9005
21	Grey Brown RAL 8019

Aluminium Secondary Stay (Euro Groove) (Optional)

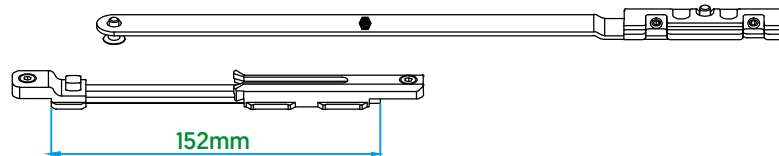
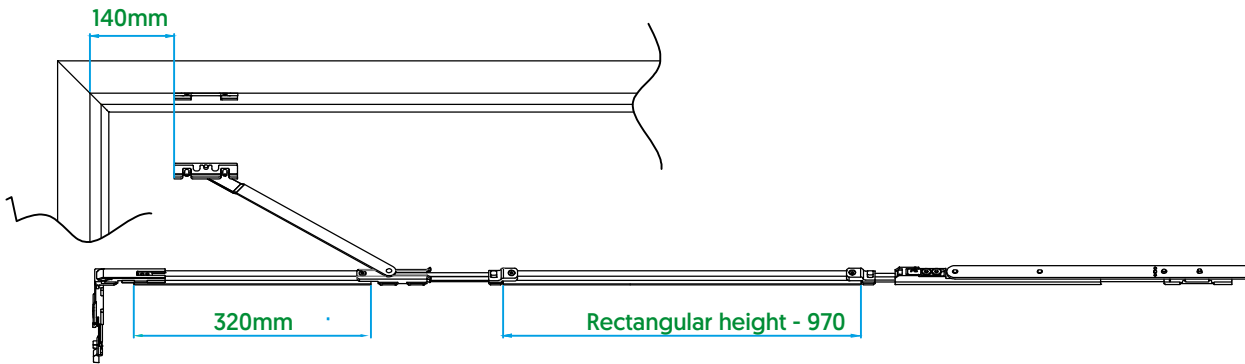


Article Code	Article	Qty
V.5718.0102	Aluminium Secondary Stay	10

Satandart Tilt Openin Range of Use



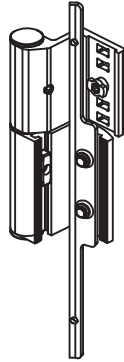
Tilt First opening Range of Use



Aluminium Tilt & Turn System (PVC, 16mm Groove)

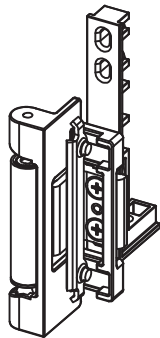
PVC Groove Top ve Bottom Hinge

Article Code	Article	Aks	Qty
V.5706.10XX	Aluminium Pvc Groove Top Hinge	9	10
V.5706.20XX	Aluminium Pvc Groove Top Hinge	13	10



*XX	Color
00	Naturel
07	White RAL 9016
08	Black Brown RAL 8022
10	Silver
16	Black RAL 9005
21	Grey Brown RAL 8019

Article Code	Article	Aks	Qty
V.5706.30XX	Aluminium Pvc Groove Bottom Hinge	9	10
V.5706.40XX	Aluminium Pvc Groove Bottom Hinge	13	10



*XX	Color
00	Naturel
07	White RAL 9016
08	Black Brown RAL 8022
10	Silver
16	Black RAL 9005
21	Grey Brown RAL 8019

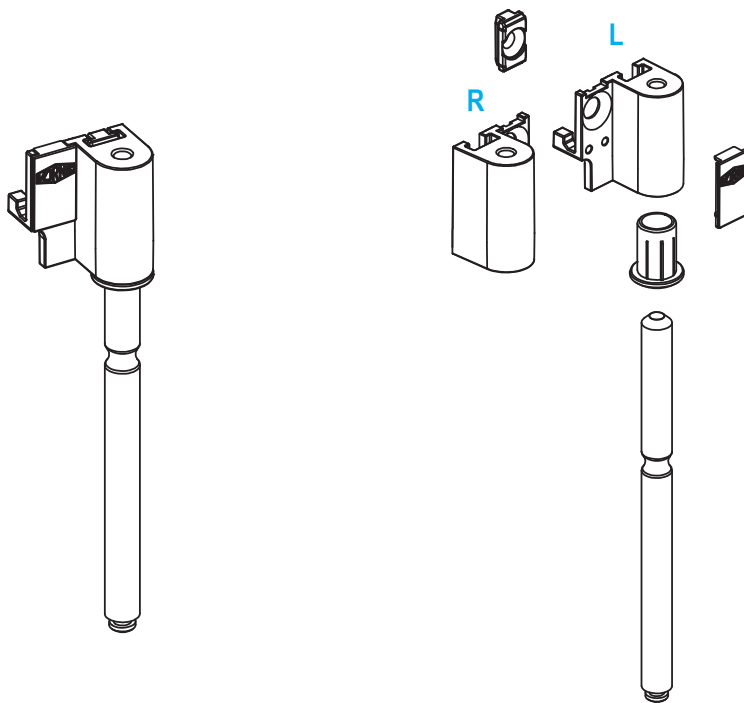
PVC	✓	
Timber	✓	
Aluminium	✓	

Aluminium Tilt & Turn System (PVC, 16mm Groove)

PVC Groove Weight Supporter



Article Code	Article	Qty
V.5712.02XX	PVC Groove 130 Kg Weight Supporter L/R	10



*XX	Color
00	Naturel
07	White RAL 9016
08	Black Brown RAL 8022
10	Silver
16	Black RAL 9005
21	Grey Brown RAL 8019

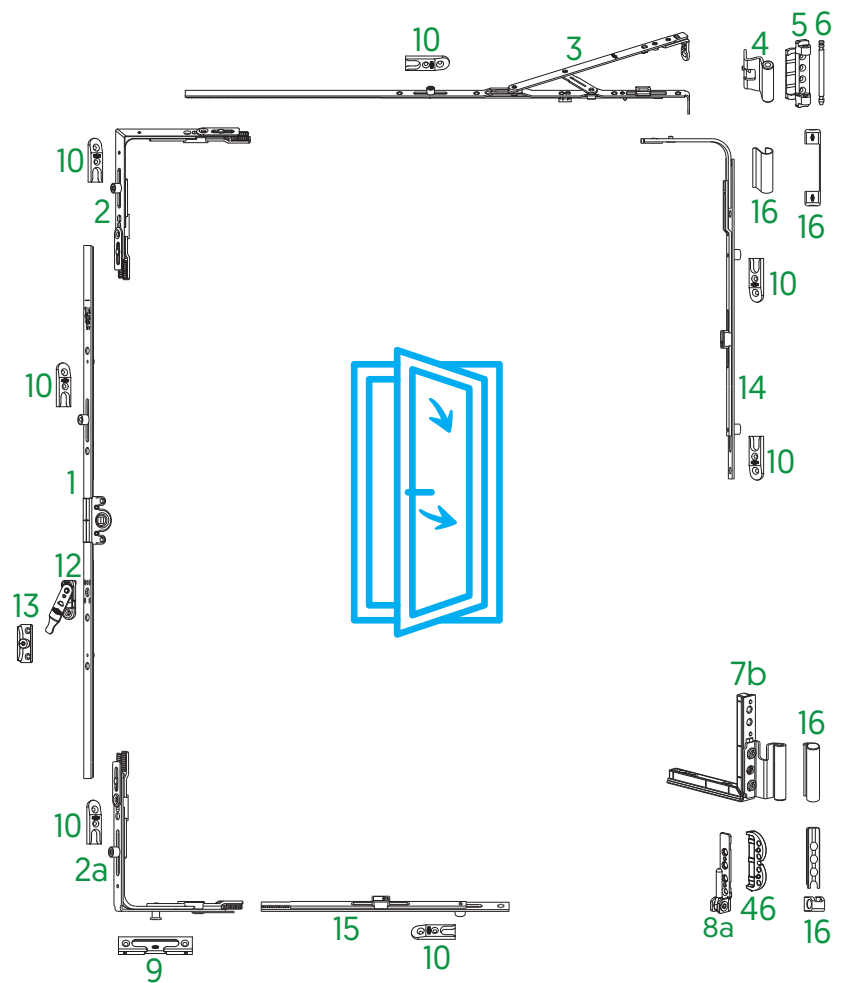
PVC	✓	
Timber	✓	
Aluminium	✓	

Timber Window System

Timber Tilt & Turn System Chart



1	T&T Gear	page 27-41
2	Corner Slider	page 56-66
2a	Security Corner Slider	page 56-66
3	Tilt & Turn Stay Set	page 73
4	Sash Top Hinge (Timber)	page 166
5	Frame Top Hinge (Timber)	page 167
6	Hinge Cam	page 140
7b	Sash Bottom Hinge (Timber)	page 168-170
8a	Frame Bottom Hinge (Timber)	page 171
9	T&T Striker	page 100
10	Strikers	page 100
12	Mishandling Device	page 96
13	Mishandling Device Striker	page 100
14	Center Locking	page 73-76
15	Supplementary Locking	page 67
16	Cover Caps	page 101
46	Frame Bottom Hinge Supporter	page 171



*Corner Slider usage chart according to dimension

A - Standart Corner Slider.

B - Short Corner Slider.

N - Nonapplicable Dimension.

KLE			
		280-350	351-1600
KLB	380-450	N	B
	451-2400	B	A

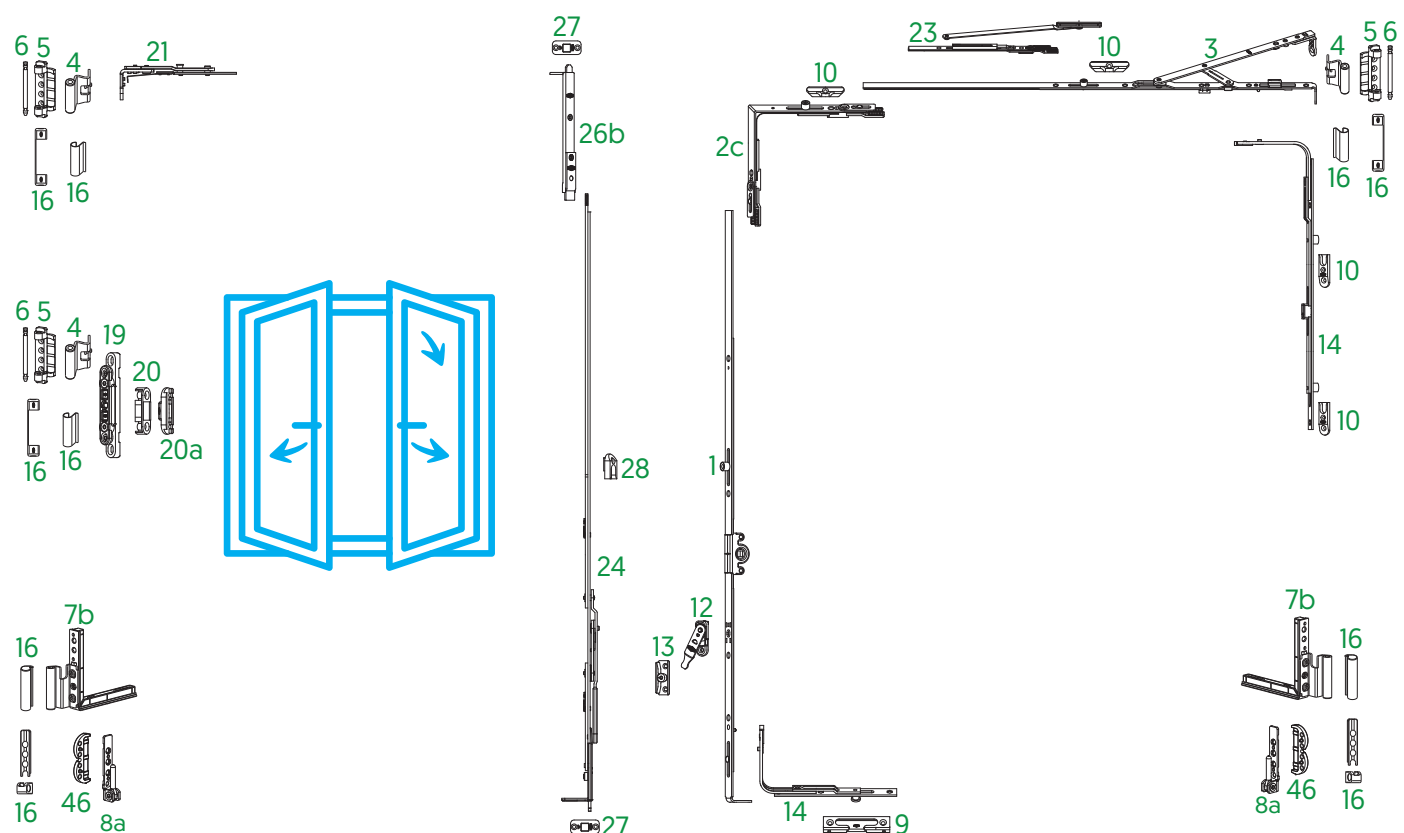
Range of Use

Sash Rectangular Width	280-1600 mm*
Sash Rectangular Height	380-2400 mm*
Sash Weight	maks. 130 kg

Timber Double Sash Tilt & Turn System Chart

Constant / Timber 7-8-4 Application

1	T&T Gear	page 27-41	14	Center Locking	page 73-76
2c	Corner Slider	page 56-66	16	Cover Caps	page 101
3	Tilt & Turn Stay Set	page 73	19	Turn Only Hinge (Timber)	page 145
4	Sash Top Hinge (Timber)	page 167	20	Center Rotation Sash Part	page 95
5	Frame Top Hinge (Timber)	page 140	20a	Center Rotation Frame Part	page 95
6	Hinge Cam	page 140	21	TO Stay Hinge (Timber)	page 146
7b	Sash Bottom Hinge (Timber)	page 168-170	23	Secondary Stay	page 78
8a	Frame Bottom Hinge (Timber)	page 171	24	Double Sash Gear (Timber)	page 137
9	T&T Striker	page 100	26b	Top Shootbolt (Timber)	page 138
10	Strikers	page 100	27	Shootbolt Striker	page 100
12	Mishandling Device	page 96	28	Double Sash Gear Striker	page 100
13	Mishandling Device Striker	page 100	46	Frame Bottom Hinge Supporter	page 171







Range of Use

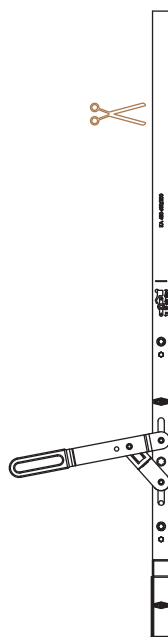
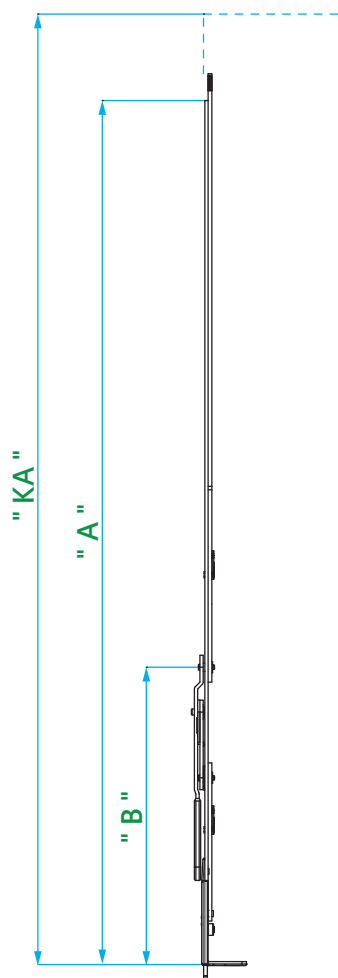
Sash Rectangular Width	350-1600 mm
Sash Rectangular Height	480-2200mm
Sash Weight	maks. 130 kg

Timber Window System Components

Timber Double Sash Gear

Constant (Timber 7-8-4)

Article Code	Article	Qty	'KA' (mm)	'A' (mm)	'B' (mm)				
V.0303.0102	Timber Double Sash Gear / Constant / Timber 7-8-4	10	480 - 600	580	200	-	3	-	-
V.0303.0202	Timber Double Sash Gear / Constant / Timber 7-8-4	10	620 - 850	700	340	1	3	1	-
V.0303.0302	Timber Double Sash Gear / Constant / Timber 7-8-4	10	850 - 1100	950	200	1	5	1	-
V.0303.0402	Timber Double Sash Gear / Constant / Timber 7-8-4	10	1100 - 1350	1200	200	1	6	1	1
V.0303.0502	Timber Double Sash Gear / Constant / Timber 7-8-4	10	1350 - 1600	1450	485	2	6	1	1
V.0303.0602	Timber Double Sash Gear / Constant / Timber 7-8-4	10	1600 - 1850	1700	485	2	6	1	1
V.0303.0702	Timber Double Sash Gear / Constant / Timber 7-8-4	10	1850 - 2100	1950	500	2	7	1	1
V.0303.0802	Timber Double Sash Gear / Constant / Timber 7-8-4	10	2100 - 2350	2200	500	2	8	1	1



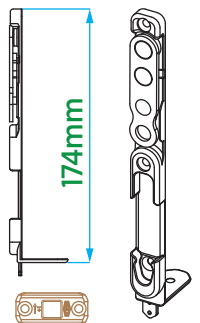
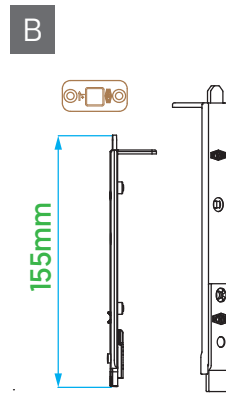
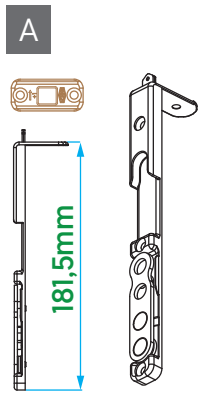
Cutting process should apply in open position



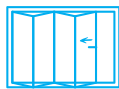
PVC	✓			
Timber	✓			
Aluminium	✓			

Timber Shootbolt



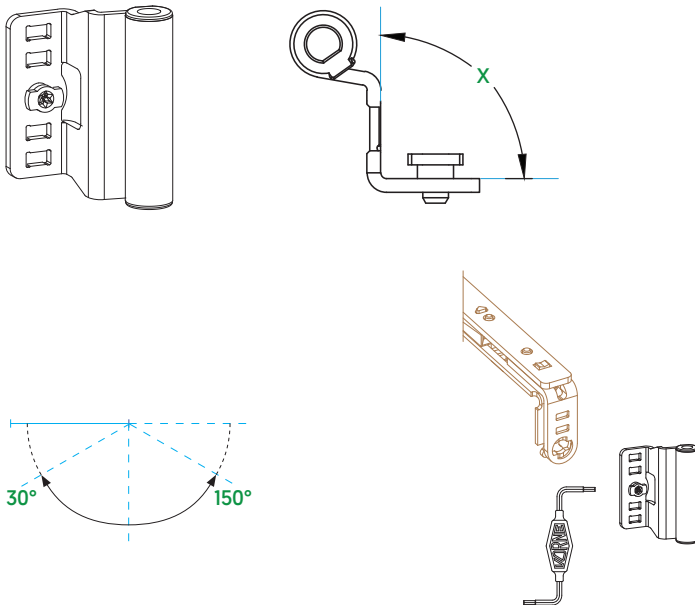
	Article Code	Article	Qty	
A	V.2003.0102	Timber Bottom Shootbolt	100	4
	V.2004.0102	Timber Top Shootbolt	100	4
B	V.0304.0002	Timber Top Shootbolt [7-8-4]	50	3



PVC	-	
Timber	✓	
Aluminium	-	

Timber Sash Top Hinge

Article Code	Article	Qty	Sash Overlap (mm)	"A" Frame -Sash Hole Centersi (mm)	Angle "X"
V.1201.0302	Timber Sash Top Hinge	100	18	9 Aks	90
V.1201.0402	Timber Sash Top Hinge	100	20	9 Aks	90
V.1202.0402	Timber Sash Top Hinge	100	18	13 Aks	90
V.1202.0502	Timber Sash Top Hinge	100	20	13 Aks	90



Braked Hinge Feature:


Prevents opening of the sash by itself with the impact of its own weight. It's step in after 30° opening angle and ensure the sash stop in desired position. Breaking will be disable after 150°

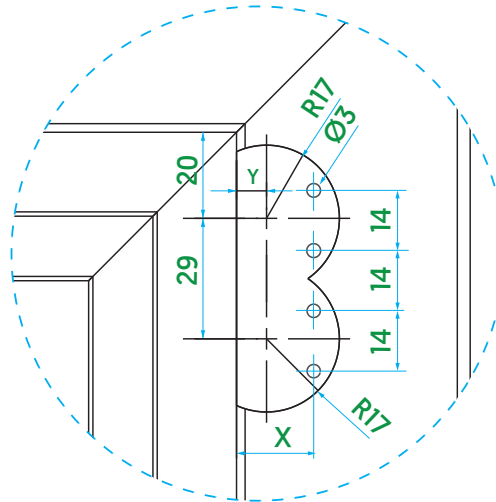
Note: As the number of hinges used on the door or window increases, the braking feature increases accordingly.

PVC	-	
Timber	✓	
Aluminium	-	

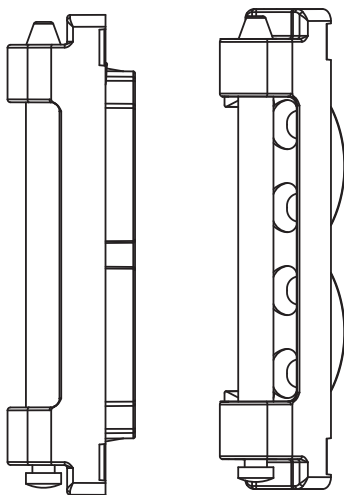
Timber Frame Top Hinge



	Article Code	Article	Qty	"A" Axis(mm)	'X'	'Y'	
A	V.1303.0302	Timber Frame Top Hinge	100	18	18	7	4
	V.1303.0402	Timber Frame Top Hinge	100	20	20	9	4
B	V.1300.0302	Timber Hinge Cam	100	-	-	-	-

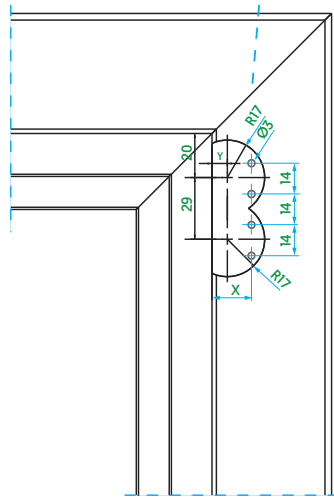


A



maks. 130kg

B



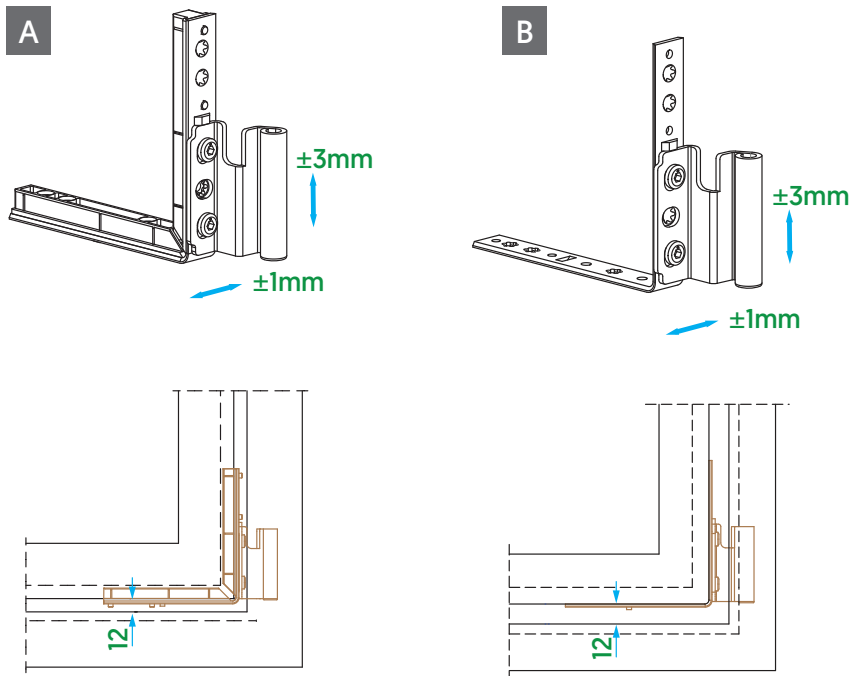
depth 5mm



PVC	-							
Timber	✓							
Aluminium	-							

Timber Sash Bottom Hinge

	Article Code	Article	Qty	Sash Overlap (mm)	Axis (mm)	
A	V.1408.0L02	Timber Sash Bottom Hinge (L) 130kg	100	18	9	6
	V.1408.0R02	Timber Sash Bottom Hinge (R) 130kg	100	18	9	6
	V.1408.1L02	Timber Sash Bottom Hinge (L) 130kg	100	20	9	6
	V.1408.1R02	Timber Sash Bottom Hinge (R) 130kg	100	20	9	6
	V.1410.0L02	Timber Sash Bottom Hinge (L) 130kg	100	18	13	6
	V.1410.0R02	Timber Sash Bottom Hinge (R) 130kg	100	18	13	6
	V.1410.1L02	Timber Sash Bottom Hinge (L) 130kg	100	20	13	6
	V.1410.1R02	Timber Sash Bottom Hinge (R) 130kg	100	20	13	6
B	V.1408.2L02	Timber Sash Bottom Hinge (L) (Without Groove) 130kg	100	18	9	6
	V.1408.2R02	Timber Sash Bottom Hinge (R) (Without Groove) 130kg	100	18	9	6
	V.1410.2L02	Timber Sash Bottom Hinge (L) (Without Groove) 130kg	100	18	13	6
	V.1410.2R02	Timber Sash Bottom Hinge (R) (Without Groove) 130kg	100	18	13	6




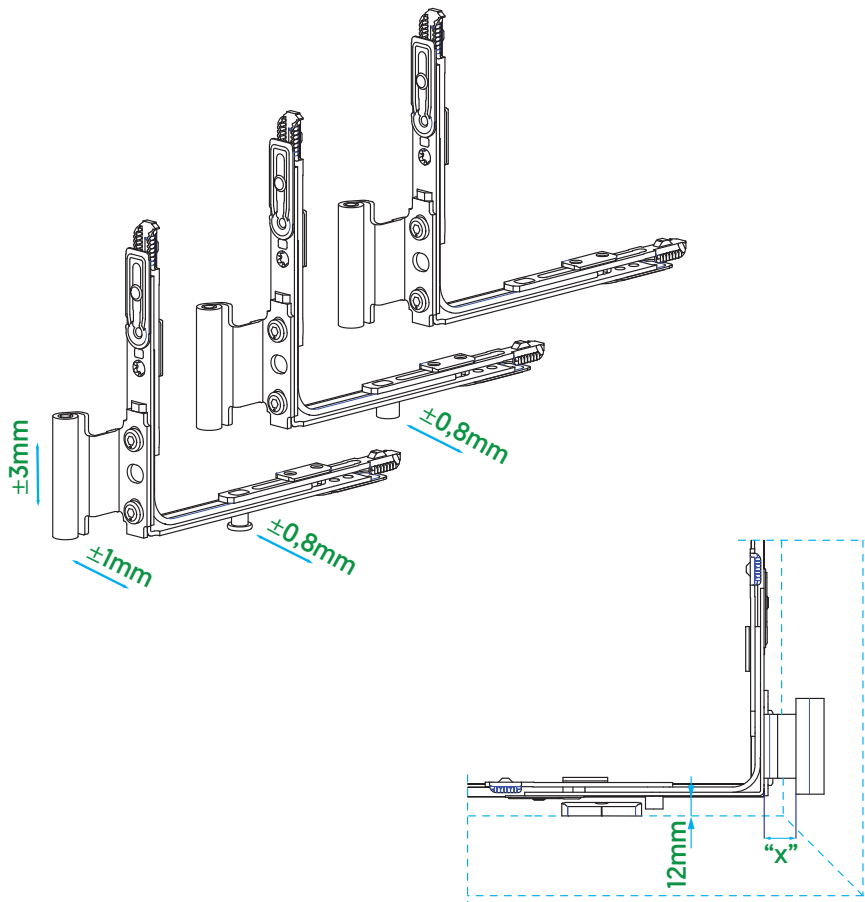
PVC	-	
Timber	✓	
Aluminium	-	

Timber Sash Bottom Hinge




Corner Slide

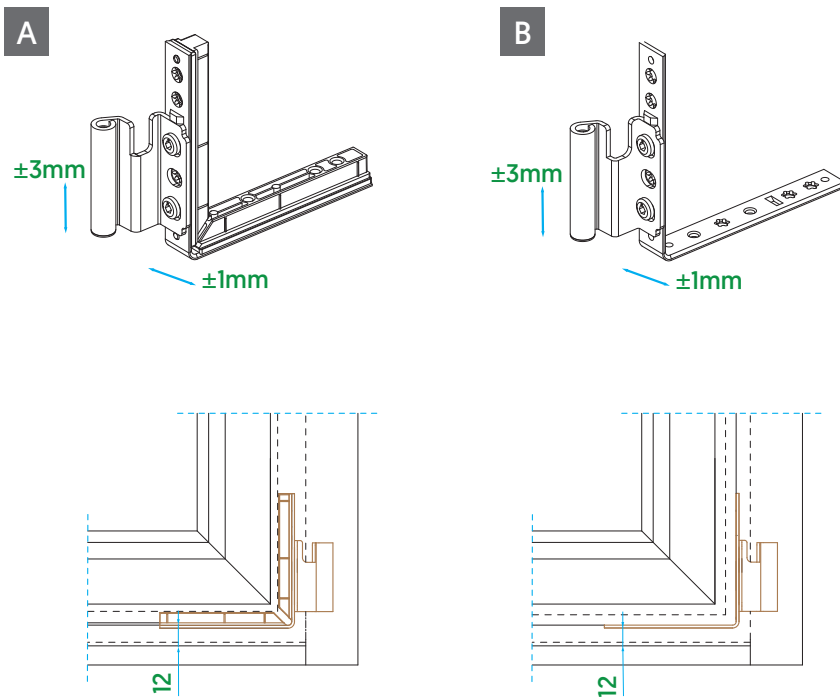
Article Code RC	Article Code SC	Article Code	Article	Qty	'X' Sash Overlap [mm]	"A" Frame-Sash Hole Centers	
V.0615.0L02	V.0617.0L02	V.0619.0L02	Timber Corner Slide Sash Bottom Hinge (L) - 9/18 130 kg	50	18	9	4
V.0615.0R02	V.0617.0R02	V.0619.0R02	Timber Corner Slide Sash Bottom Hinge (R) - 9/18 130 kg	50	18	9	4
V.0615.1L02	V.0617.1L02	V.0619.1L02	Timber Corner Slide Sash Bottom Hinge (L) - 9/20 130 kg	50	20	9	4
V.0615.1R02	V.0617.1R02	V.0619.1R02	Timber Corner Slide Sash Bottom Hinge (R) - 9/20 130 kg	50	20	9	4
V.0615.2L02	V.0617.2L02	V.0619.2L02	Timber Corner Slide Sash Bottom Hinge (L) - 13/18 130 kg	50	18	13	4
V.0615.2R02	V.0617.2R02	V.0619.2R02	Timber Corner Slide Sash Bottom Hinge (R) - 13/18 130 kg	50	18	13	4
V.0615.3L02	V.0617.3L02	V.0619.3L02	Timber Corner Slide Sash Bottom Hinge (L) - 13/20 130 kg	50	20	13	4
V.0615.3R02	V.0617.3R02	V.0619.3R02	Timber Corner Slide Sash Bottom Hinge (R) - 13/20 130 kg	50	20	13	4



PVC	-								
Timber	✓								
Aluminium	-								

Timber Sash Bottom Hinge

	Article Code	Article	Qty	Sash Overlap (mm)	"A" Frame-Sash Hole Centers	
A	V.1408.3L02	Timber Without Trashold Sash Bottom Hinge 130 kg 9/18L	100	18	9	6
	V.1408.3R02	Timber Without Trashold Sash Bottom Hinge 130 kg 9/18R	100	18	9	6
	V.1408.4L02	Timber Without Trashold Sash Bottom Hinge 130 kg 9/20L	100	20	9	6
	V.1408.4R02	Timber Without Trashold Sash Bottom Hinge 130 kg 9/20R	100	20	9	6
	V.1410.3L02	Timber Without Trashold Sash Bottom Hinge 130 kg 13/18L	100	18	13	6
	V.1410.3R02	Timber Without Trashold Sash Bottom Hinge 130 kg 13/18R	100	18	13	6
	V.1410.4L02	Timber Without Trashold Sash Bottom Hinge 130 kg 13/20L	100	20	13	6
	V.1410.4R02	Timber Without Trashold Sash Bottom Hinge 130 kg 13/20R	100	20	13	6
B	V.1408.5L02	Timber Without Trashold Sash Bottom Hinge 130 kg 9/18L (Without Groove)	100	18	9	6
	V.1408.5R02	Timber Without Trashold Sash Bottom Hinge 130 kg 9/18R (Without Groove)	100	18	9	6
	V.1410.5L02	Timber Without Trashold Sash Bottom Hinge 130 kg 13/18L (Without Groove)	100	18	13	6
	V.1410.5R02	Timber Without Trashold Sash Bottom Hinge 130 kg 13/18R (Without Groove)	100	18	13	6

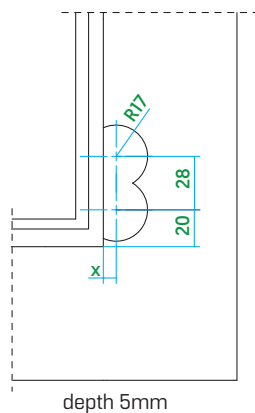
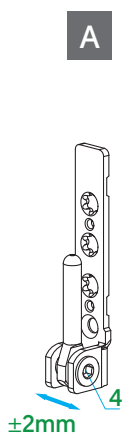



PVC	-								
Timber	✓								
Aluminium	-								

Timber Frame Bottom Hinge



	Article Code	Article	Qty	Sash Over-lap	'X'	
A	V.1506.0102	Timber Frame Bottom Hinge 130 kg	100	-	-	4
B	V.1506.0202	Timber Frame Bottom Hinge Supporter	100	18	7	4
	V.1506.0302	Timber Frame Bottom Hinge Supporter	100	20	9	4

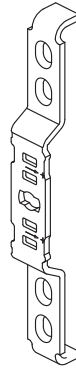
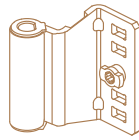
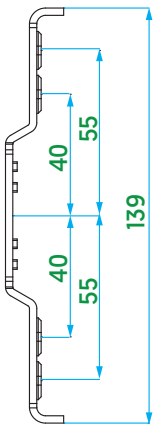


PVC	-								
Timber	✓								
Aluminium	-								



Timber Turn Only Hinge

Article Code	Article	Qty	
V.1604.0102	Timber Turn Only Hinge	100	4



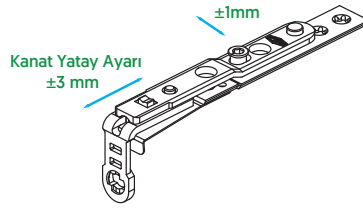
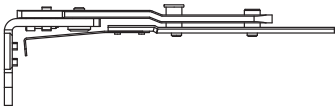
PVC	-	
Timber	✓	
Aluminium	-	


Diagram showing the compatibility of the Timber Turn Only Hinge with different window materials. The diagram shows five window profiles: a PVC profile, a Timber profile, and three Aluminium profiles. The Timber profile is marked with a checkmark, indicating compatibility.

Timber Turn Only Top Hinge




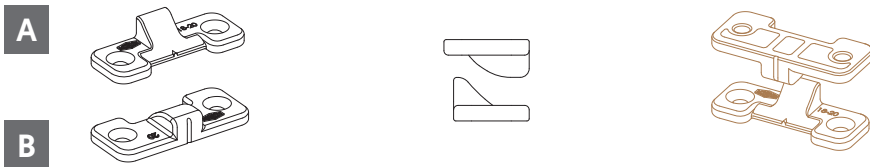
Article Code	Article	Qty	
V.1802.0102	Timber TO Stay Hinge	100	4



PVC	-				
Timber	✓				
Aluminium	-				

Timber Center Rotation

	Article Code	Article	Qty	
A	V.1710.0002	Timber Without Groove [18-20 Sash Overlap]	50	2
	V.1710.0102	Timber Center Rotation Frame Part	50	2
B	V.1710.0302	Timber Center Rotation Frame Part [18 Sash Overlap]	50	2
	V.1710.0402	Timber Center Rotation Frame Part [20 Sash Overlap]	50	2




PVC	-	
Timber	✓	
Aluminium	-	



Sliding Systems

In-Line Sliding System

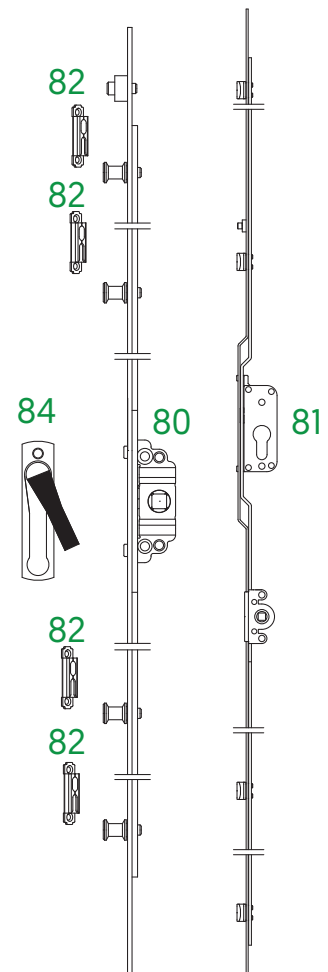
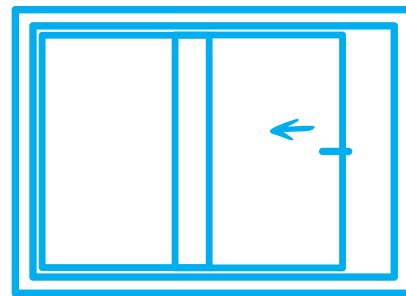


In-Line Sliding System Chart



Single Sash Application

80	Sliding Gear	page 182
81	Locked Sliding Gear	page 194-196
82	Sliding Gear Strikers	page 100
83	Sliding Roller	page 198
84	Sliding Door Handle	page 340

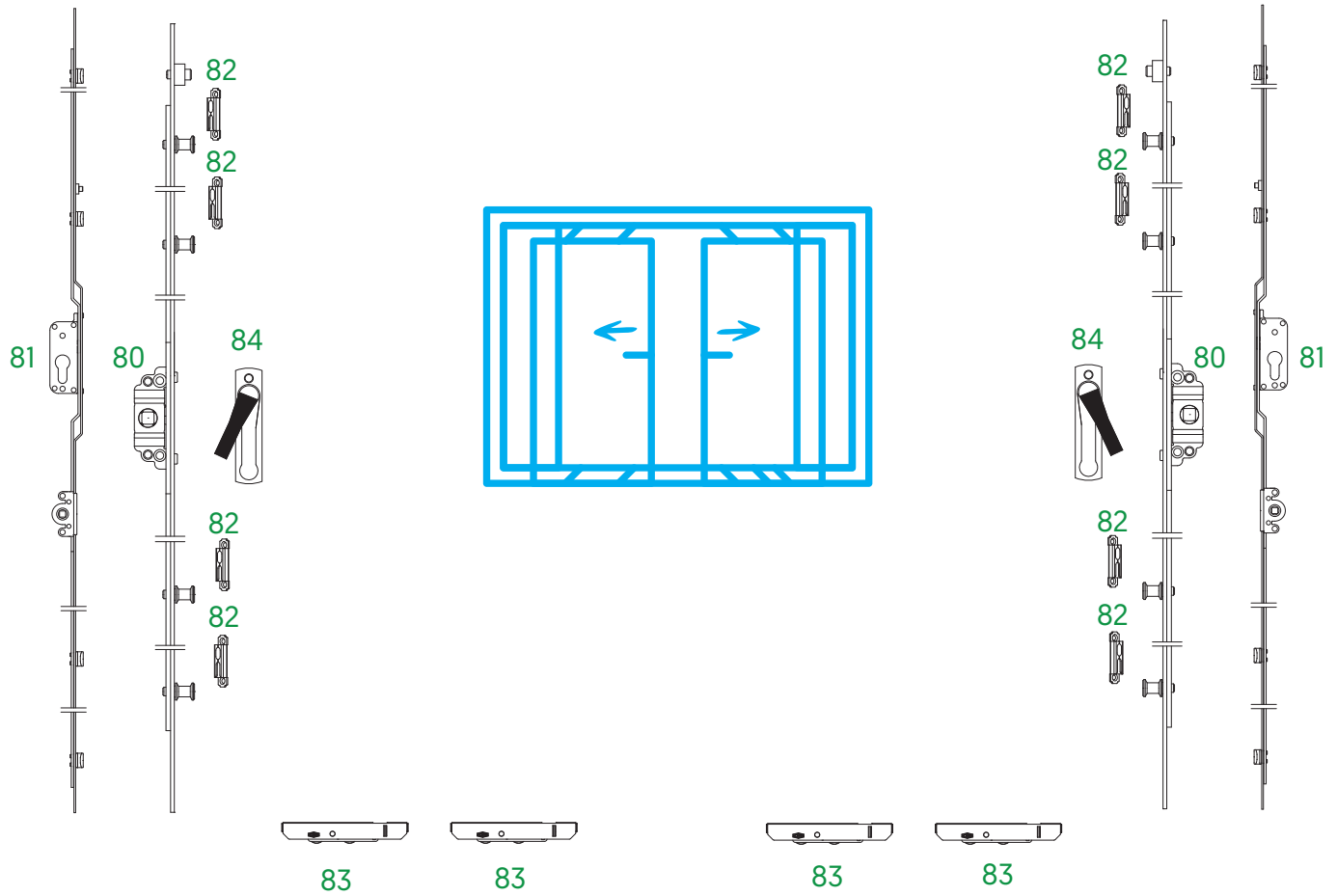


Range of Use	
Sash Rectangular Width	400-1600 mm
Sash Rectangular Height	300-2200mm
Sash Weight	maks. 120 kg

In-Line Sliding System Chart

Double Sash Application

80	Sliding Gear	page 182
81	Locked Sliding Gear	page 194-196
82	Sliding Gear Strikers	page 100
83	Sliding Roller	page 198
84	Sliding Door Handle	page 340



Range of Use

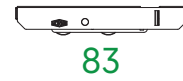
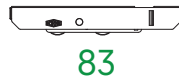
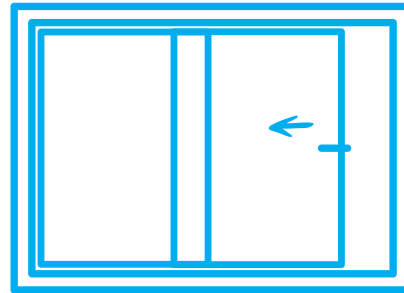
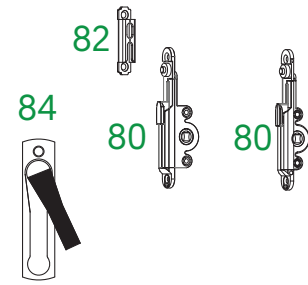
Sash Rectangular Width	400-1600 mm
Sash Rectangular Height	300-2200mm
Sash Weight	maks. 120 kg

In-Line Sliding System Chart



One point Locking Appliaction

80	One point Lock Sliding Gear	page 161
82	Sliding Gear Strikers	page 100
83	Sliding Roller	page 198
84	Sliding Door Handle	page 340



Range of Use

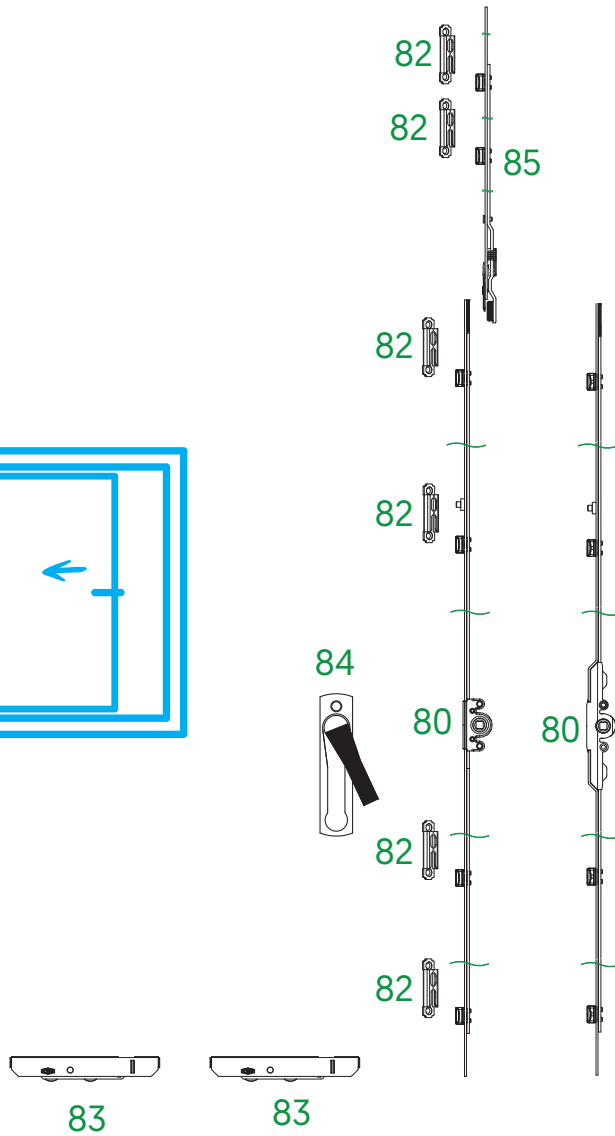
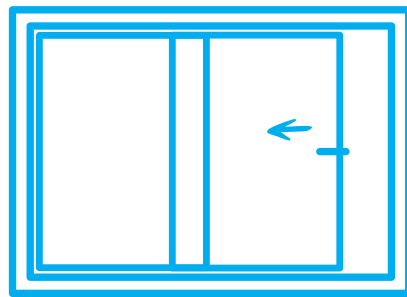
Sash Rectangular Width	400-1600 mm
Sash Rectangular Height	300-2200mm
Sash Weight	maks. 120 kg



In-Line Sliding System Chart

Extendable Application

80	Sliding Gear	page156-160
82	Sliding Gear Strikers	page 100
83	Sliding Roller	page 198
84	Sliding Door Handle	page 340
85	Sliding Extension Part	page 202





Range of Use

Sash Rectangular Width	400-1600 mm
Sash Rectangular Height	300-2200mm
Sash Weight	maks. 120 kg

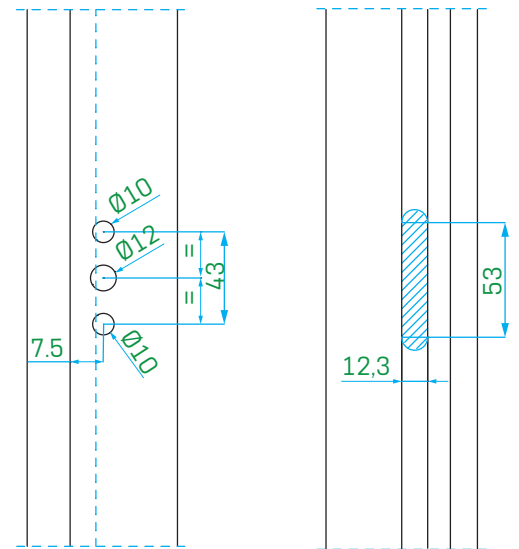
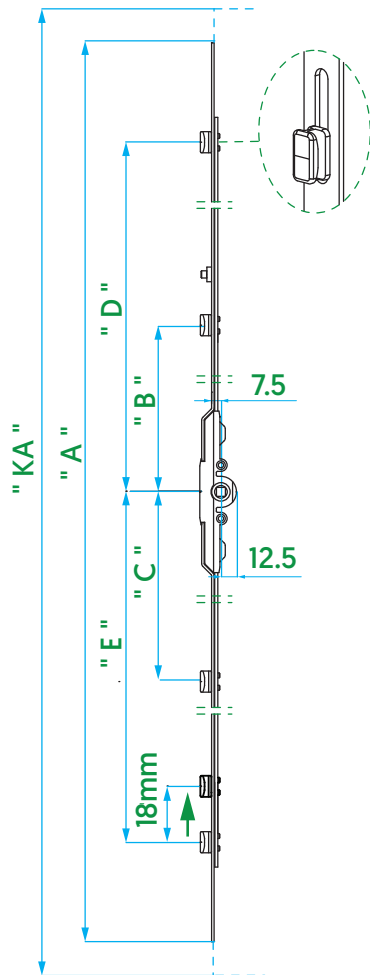
In-Line Sliding System Components

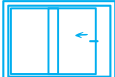
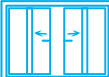




Sliding Gear

Variable / 7,5

Article Code	Article	Qty	'KA' (mm)	'A' (mm)	'B' (mm)	'C' (mm)	'D' (mm)	'E' (mm)		
V.0153.0202	Sliding Gear / Variable / 7,5	20	400-600	395	-	-	117,5	135,5	2	4
V.0153.0302	Sliding Gear / Variable / 7,5	20	600-800	595	-	-	217,5	235,5	2	6
V.0153.0402	Sliding Gear / Variable / 7,5	20	800-1000	795	-	-	317,5	335,5	2	6
V.0153.0502	Sliding Gear / Variable / 7,5	20	1000-1200	995	105,5	-	417,5	435,5	3	9
V.0153.0602	Sliding Gear / Variable / 7,5	20	1200-1400	1195	105,5	-	517,5	535,5	3	9
V.0153.0702	Sliding Gear / Variable / 7,5	20	1400-1600	1395	105,5	-	617,5	635,5	3	9
V.0153.0802	Sliding Gear / Variable / 7,5	20	1600-1800	1595	234,5	252,5	717,5	735,5	4	12
V.0153.0902	Sliding Gear / Variable / 7,5	20	1800-2000	1795	267,5	285,5	817,5	835,5	4	12
V.0153.1002	Sliding Gear / Variable / 7,5	20	2000-2200	1995	267,5	285,5	917,5	935,5	4	14
V.0153.1102*	Sliding Gear / Variable / 7,5	20	2000-2200	1995	267,5	285,5	917,5	935,5	4	13
V.0153.1202	Sliding Gear / Variable / 7,5	20	2200-2400	2195	320	335,5	1017,5	1035,5	4	14

*Using With Extension Part (V.1104.0XXX).





PVC	✓		
Timber	✓		
Aluminium	✓		

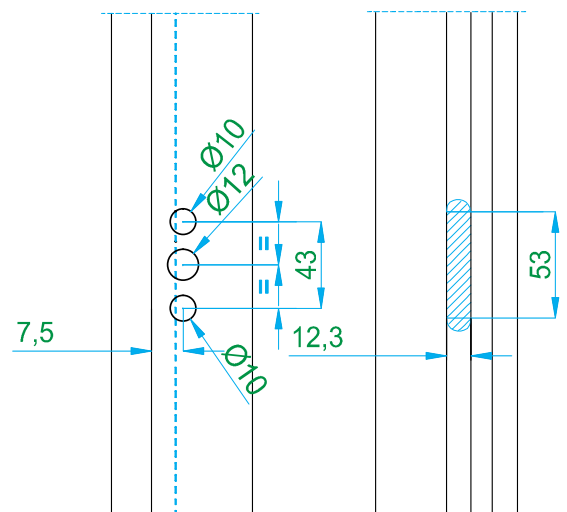
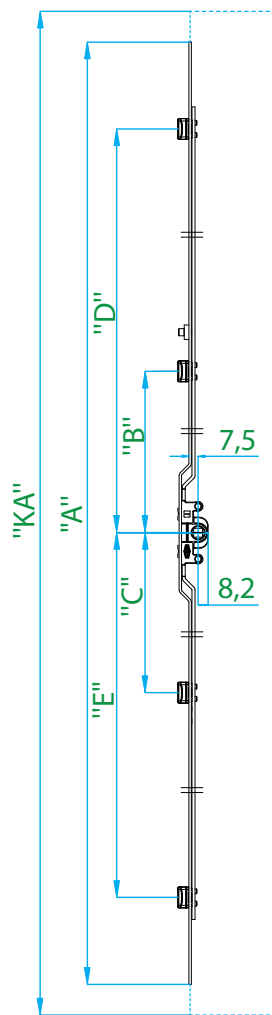
Sliding Gear

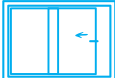

Variable / 7,5



Article Code	Article	Qty	'KA' (mm)	'A' (mm)	'B' (mm)	'C' (mm)	'D' (mm)	'E' (mm)		
V.0158.0202	Sliding Gear / Variable / 7,5	20	300-400	400	126,5	126,5			2	4
V.0158.0302	Sliding Gear / Variable / 7,5	20	400-600	600	226,5	226,5			2	6
V.0158.0402	Sliding Gear / Variable / 7,5	20	600-800	800	326,5	326,5			2	6
V.0158.0502	Sliding Gear / Variable / 7,5	20	800-1000	1000	426,5	426,5	426,5		3	9
V.0158.0602	Sliding Gear / Variable / 7,5	20	1000-1200	1200	114,5	526,5	526,5		3	9
V.0158.0702	Sliding Gear / Variable / 7,5	20	1200-1400	1400	114,5	626,5	626,5		3	9
V.0158.0802	Sliding Gear / Variable / 7,5	20	1400-1600	1600	243,5	243,5	726,5	726,5	4	12
V.0158.0902	Sliding Gear / Variable / 7,5	20	1600-1800	1800	276,5	276,5	826,5	826,5	4	12
V.0158.1002	Sliding Gear / Variable / 7,5	20	1800-2000	2000	276,5	276,5	926,5	926,5	4	14
V.0158.1102*	Sliding Gear / Variable / 7,5	20	1800-2000	2000	276,5	276,5	926,5	926,5	4	14
V.0158.1202	Sliding Gear / Variable / 7,5	20	2000-2200	2000	326,5	326,5	1026,5	1026,5	4	14


*Using With Extension Part (V.1104.0XXX).

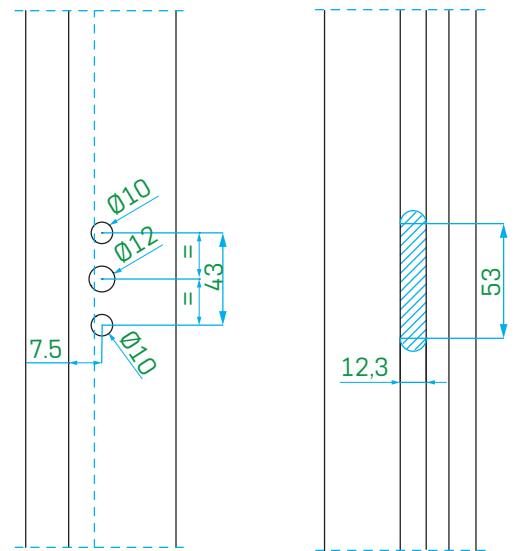
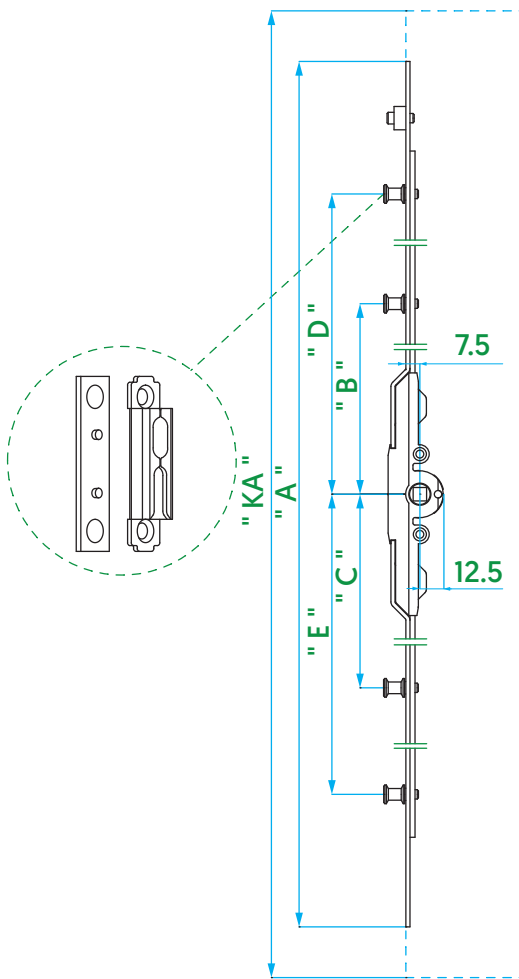


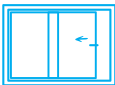





PVC	✓		
Timber	✓		
Aluminium	✓		

Sliding Gear

Variable / 7,5

Article Code	Article	Qty	'KA' (mm)	'A' (mm)	'B' (mm)	'C' (mm)	'D' (mm)	'E' (mm)		
V.0114.0102	Sliding Gear / Variable / 7,5	20	395 - 595	395	-	-	126.5	144.5	2	4
V.0114.0202	Sliding Gear / Variable / 7,5	20	595 - 795	595	-	-	226.5	244.5	2	6
V.0114.0302	Sliding Gear / Variable / 7,5	20	795 - 995	795	-	-	326.5	344.5	2	6
V.0114.0402	Sliding Gear / Variable / 7,5	20	995 - 1195	995	102.5	-	426.5	444.5	3	9
V.0114.0502	Sliding Gear / Variable / 7,5	20	1195 - 1395	1195	102.5	-	526.5	544.5	3	9
V.0114.0602	Sliding Gear / Variable / 7,5	20	1395 - 1595	1395	102.5	-	626.5	644.5	3	9
V.0114.0802	Sliding Gear / Variable / 7,5	20	1595 - 1795	1595	234.5	252.5	726.5	744.5	4	12
V.0114.1002	Sliding Gear / Variable / 7,5	20	1795 - 1995	1795	267.5	285.5	826.5	844.5	4	12
V.0114.1102	Sliding Gear / Variable / 7,5	20	1995 - 2195	1995	266.5	284.5	926.5	944.5	4	14
V.0114.1202	Sliding Gear / Variable / 7,5	20	2195 - 2395	2195	316,5	334,5	1026,5	1044,5	4	14





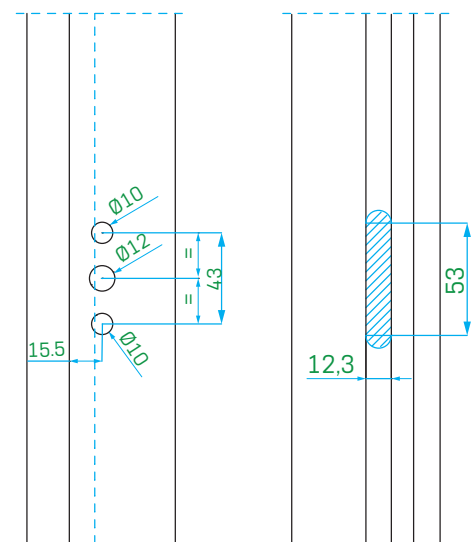
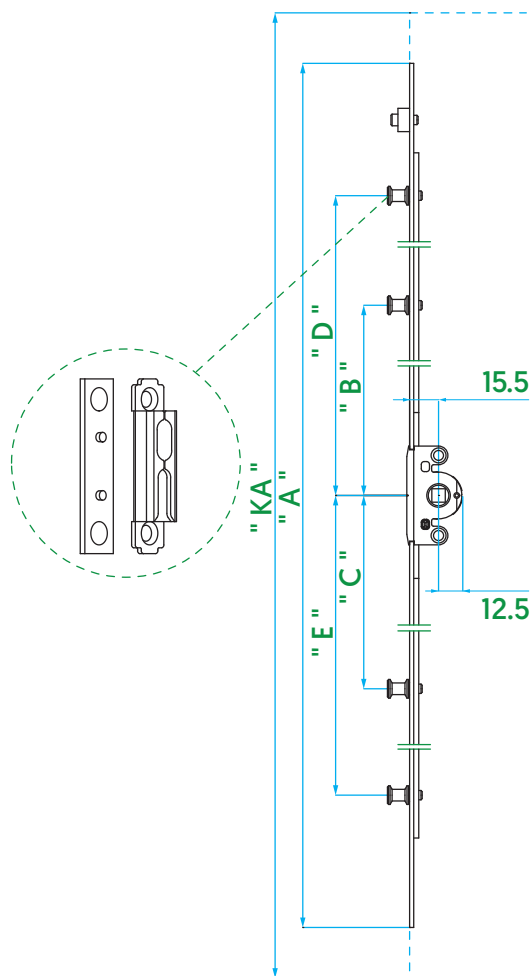
PVC	✓		
Timber	✓		
Aluminium	✓		

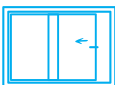
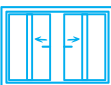
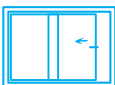
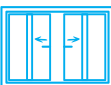
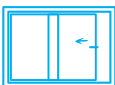
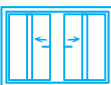
Sliding Gear

Variable / 15,5





Article Code	Article	Qty	'KA' (mm)	'A' (mm)	'B' (mm)	'C' (mm)	'D' (mm)	'E' (mm)		
V.0115.0102	Sliding Gear / Variable / 15,5	20	300 - 400	300	-	-	79	97	2	4
V.0115.0202	Sliding Gear / Variable / 15,5	20	400 - 600	400	-	-	129	147	2	4
V.0115.0302	Sliding Gear / Variable / 15,5	20	600 - 800	600	-	-	229	247	2	6
V.0115.0402	Sliding Gear / Variable / 15,5	20	800 - 1000	800	-	-	329	347	2	6
V.0115.0502	Sliding Gear / Variable / 15,5	20	1000 - 1200	1000	105	-	429	447	3	9
V.0115.0602	Sliding Gear / Variable / 15,5	20	1200 - 1400	1200	105	-	529	547	3	9
V.0115.0702	Sliding Gear / Variable / 15,5	20	1400 - 1600	1400	105	-	629	647	3	9
V.0115.0902	Sliding Gear / Variable / 15,5	20	1600 - 1800	1600	237	255	729	747	4	12
V.0115.1102	Sliding Gear / Variable / 15,5	20	1800 - 2000	1800	270	288	829	847	4	12
V.0115.1202	Sliding Gear / Variable / 15,5	20	2000 - 2200	2000	269	288	929	947	4	14
V.0115.1302	Sliding Gear / Variable / 15,5	20	2200 - 2400	2200	319	337	1029	1047	4	14



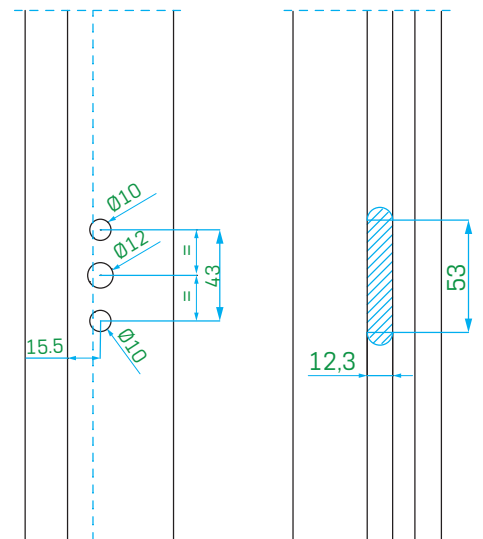
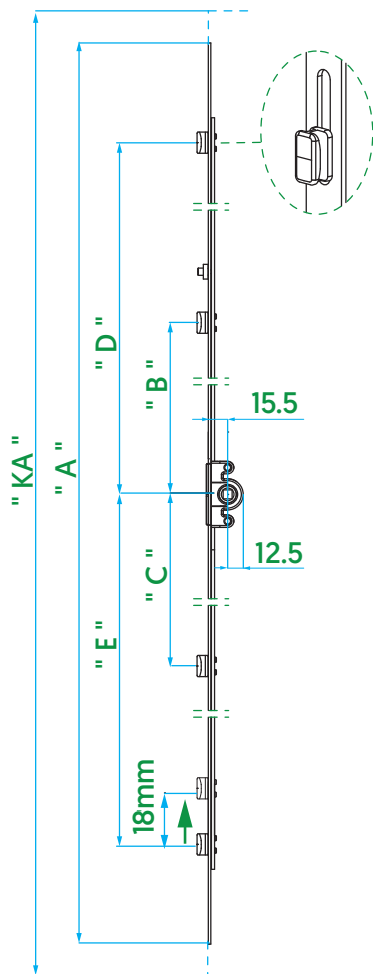
PVC	✓		
Timber	✓		
Aluminium	✓		

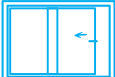
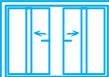




Sliding Gear

Variable / 15,5

Article Code	Article	Qty	'KA' [mm]	'A' [mm]	'B' [mm]	'C' [mm]	'D' [mm]	'E' [mm]		
V.0154.0102	Sliding Gear / Variable / 15,5	20	300-400	300	-	-	75	93	2	4
V.0154.0202	Sliding Gear / Variable / 15,5	20	400-600	400	-	-	120	138	2	4
V.0154.0302	Sliding Gear / Variable / 15,5	20	600-800	600	-	-	220	238	2	6
V.0154.0402	Sliding Gear / Variable / 15,5	20	800-1000	800	-	-	320	338	2	6
V.0154.0502	Sliding Gear / Variable / 15,5	20	1000-1200	1000	108	-	420	438	3	9
V.0154.0602	Sliding Gear / Variable / 15,5	20	1200-1400	1200	108	-	520	538	3	9
V.0154.0702	Sliding Gear / Variable / 15,5	20	1400-1600	1400	108	-	620	638	3	9
V.0154.0802	Sliding Gear / Variable / 15,5	20	1600-1800	1600	237	255	720	738	4	12
V.0154.0902	Sliding Gear / Variable / 15,5	20	1800-2000	1800	270	288	820	838	4	12
V.0154.1002	Sliding Gear / Variable / 15,5	20	2000-2200	2000	270	288	920	938	4	14
V.0154.1102*	Sliding Gear / Variable / 15,5	20	2000-2200	2000	270	288	920	938	4	13
V.0154.1202	Sliding Gear / Variable / 15,5	20	2200-2400	2200	320	338	1020	1038	4	14

*Using With Extension Part (V.1104.0XXX).





PVC	✓		
Timber	✓		
Aluminium	✓		

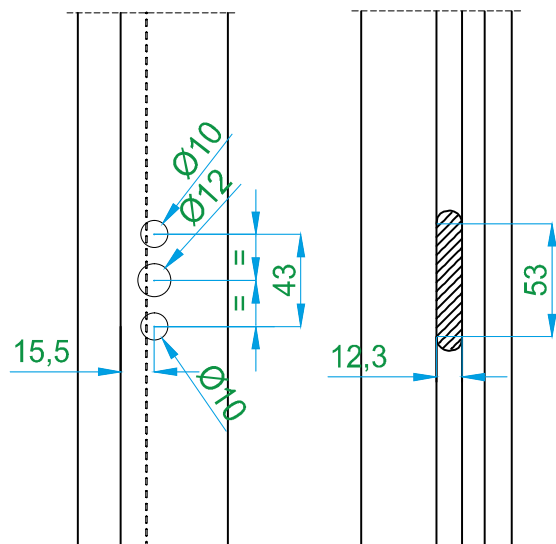
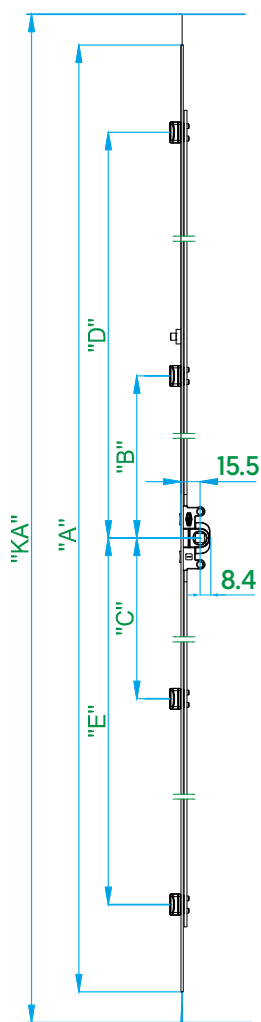
Sliding Gear

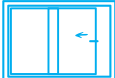

Variable / 15,5 / Zamac Hub



Article Code	Article	Qty	'KA' [mm]	'A' [mm]	'B' [mm]	'C' [mm]	'D' [mm]	'E' [mm]		
V.0159.0102	Sliding Gear / Variable / 15,5	20	200-300	300	84	84			2	4
V.0159.0202	Sliding Gear / Variable / 15,5	20	300-400	400	129	129			2	4
V.0159.0302	Sliding Gear / Variable / 15,5	20	400-600	600	229	229			2	6
V.0159.0402	Sliding Gear / Variable / 15,5	20	600-800	800	329	329			2	6
V.0159.0502	Sliding Gear / Variable / 15,5	20	800-1000	1000	117	429	429		3	9
V.0159.0602	Sliding Gear / Variable / 15,5	20	1000-1200	1200	117	529	529		3	9
V.0159.0702	Sliding Gear / Variable / 15,5	20	1200-1400	1400	117	629	629		3	9
V.0159.0802	Sliding Gear / Variable / 15,5	20	1400-1600	1600	246	246	729	729	4	12
V.0159.0902	Sliding Gear / Variable / 15,5	20	1600-1800	1800	279	279	829	829	4	12
V.0159.1002	Sliding Gear / Variable / 15,5	20	1800-2000	2000	279	279	929	929	4	14
V.0159.1102*	Sliding Gear / Variable / 15,5	20	1800-2200	2000	279	279	929	929	4	14
V.0159.1202	Sliding Gear / Variable / 15,5	20	2000-2200	2000	329	329	1029	1029	4	14



*Using With Extension Part (V.1104.0XXX).



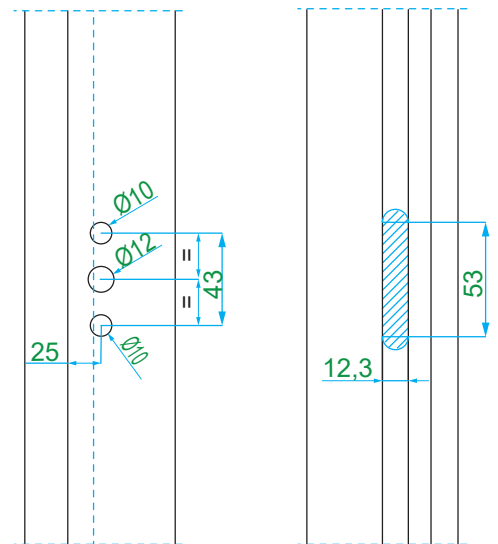
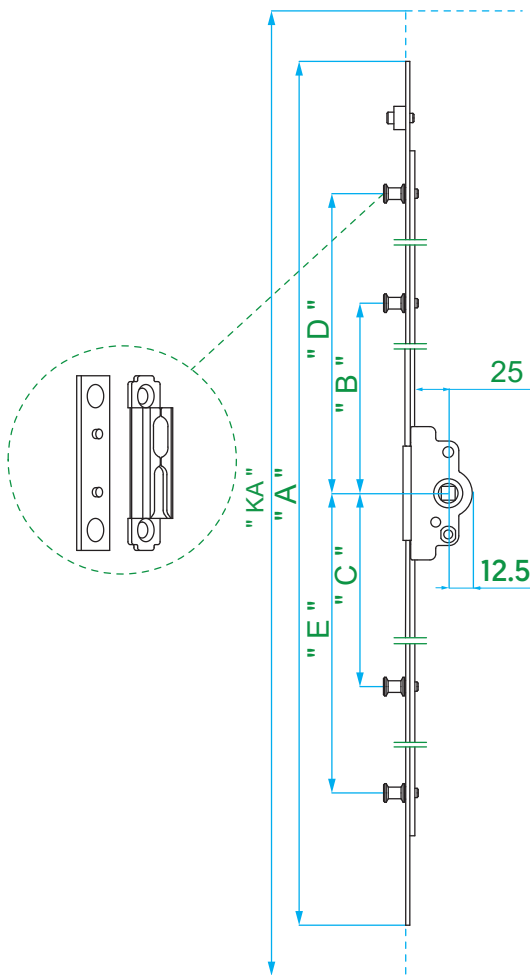
PVC	✓		
Timber	✓		
Aluminium	✓		

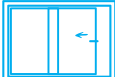




Sliding Gear

Variable / 25

Article Code	Article	Qty	'KA' (mm)	'A' (mm)	'B' (mm)	'C' (mm)	'D' (mm)	'E' (mm)		
V.0145.0102	Sliding Gear / Variable / 25	10	300-400	300	-	-	79	97	2	4
V.0145.0202	Sliding Gear / Variable / 25	10	400-600	400	-	-	129	147	2	4
V.0145.0302	Sliding Gear / Variable / 25	10	600-800	600	-	-	229	247	2	6
V.0145.0402	Sliding Gear / Variable / 25	10	800-1000	800	-	-	329	347	2	6
V.0145.0502	Sliding Gear / Variable / 25	10	1000-1200	1000	105	-	429	447	3	9
V.0145.0602	Sliding Gear / Variable / 25	10	1200-1400	1200	105	-	529	547	3	9
V.0145.0702	Sliding Gear / Variable / 25	10	1400-1600	1400	105	-	629	647	3	9
V.0145.0902	Sliding Gear / Variable / 25	10	1600-1800	1600	237	255	729	747	4	12
V.0145.1102	Sliding Gear / Variable / 25	10	1800-2000	1800	270	288	829	847	4	12
V.0145.1202*	Sliding Gear / Variable / 25	10	2000-2200	2000	269	288	929	947	4	13
V.0145.1302	Sliding Gear / Variable / 25	10	2200-2400	2200	319	337	1029	1047	4	14

*Extension part is used with (V.1105.0XXX).




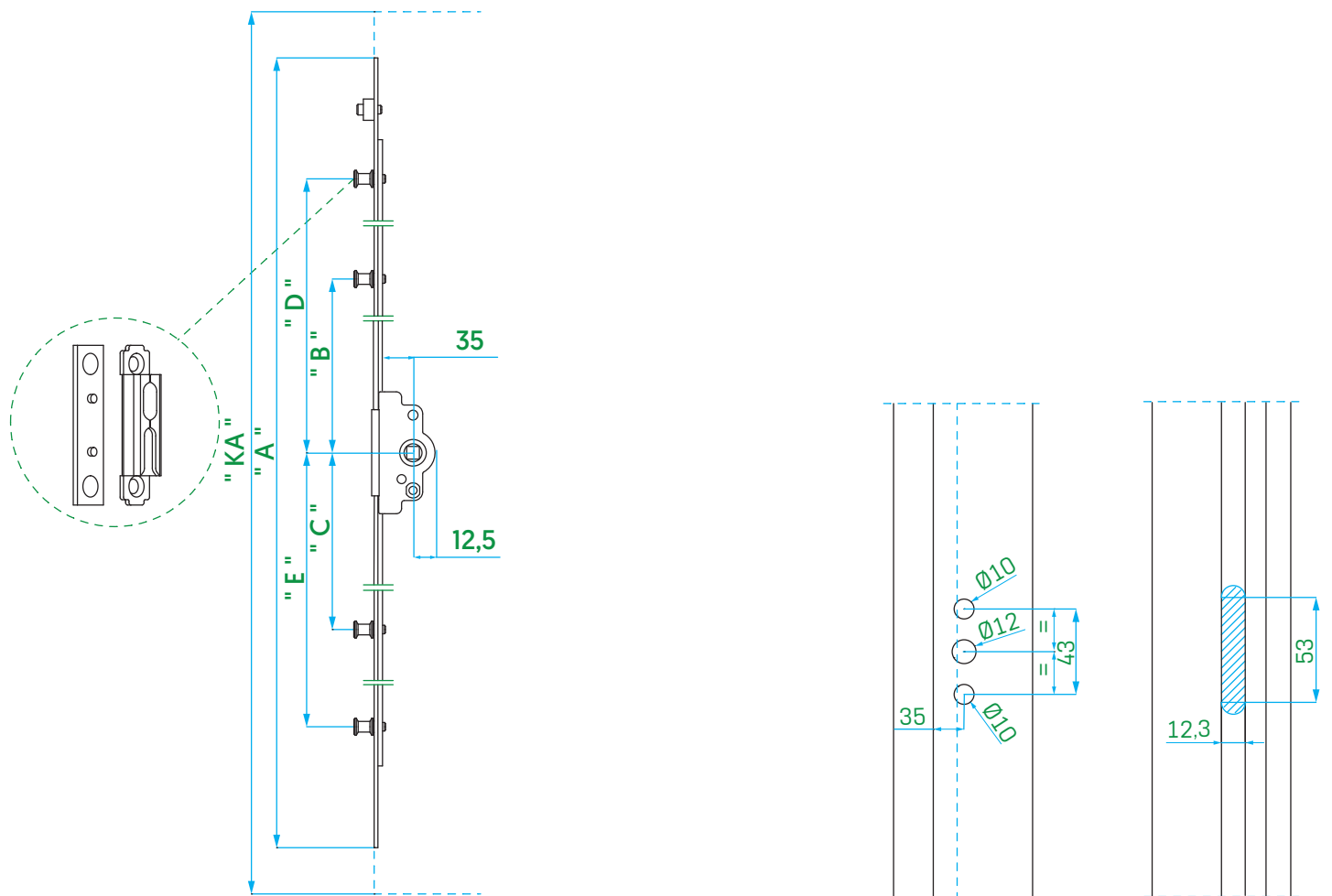
PVC	✓		
Timber	✓		
Aluminium	✓		

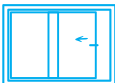
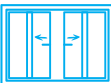




Sliding Gear

Variable / 35



Article Code	Article	Qty	'KA' (mm)	'A' (mm)	'B' (mm)	'C' (mm)	'D' (mm)	'E' (mm)		
V.0134.0102	Sliding Gear / Variable / 35	20	300-400	300	-	-	79	97	2	4
V.0134.0202	Sliding Gear / Variable / 35	20	400-600	400	-	-	129	147	2	4
V.0134.0302	Sliding Gear / Variable / 35	20	600-800	600	-	-	229	247	2	6
V.0134.0402	Sliding Gear / Variable / 35	20	800-1000	800	-	-	329	347	2	6
V.0134.0502	Sliding Gear / Variable / 35	20	1000-1200	1000	105	-	429	447	3	9
V.0134.0602	Sliding Gear / Variable / 35	20	1200-1400	1200	105	-	529	547	3	9
V.0134.0702	Sliding Gear / Variable / 35	20	1400-1600	1400	105	-	629	647	3	9
V.0134.0902	Sliding Gear / Variable / 35	20	1600-1800	1600	237	255	729	747	4	12
V.0134.1102	Sliding Gear / Variable / 35	20	1800-2000	1800	270	288	829	847	4	12
V.0134.1202	Sliding Gear / Variable / 35	20	2000-2200	2000	269	288	929	947	4	14
V.0134.1302	Sliding Gear / Variable / 35	20	2200-2400	2200	319	337	1029	1047	4	14




PVC	✓		
Timber	✓		
Aluminium	✓		



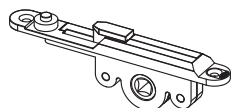
One point Lock Sliding Gear

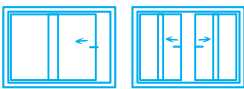
	Article Code	Article	Qty		
A	V.0100.1002	7,5 Axis One point Lock Sliding Gear	50	1	2
B	V.0100.2002	15,5 Axis One point Lock Sliding Gear	50	1	2

A





B

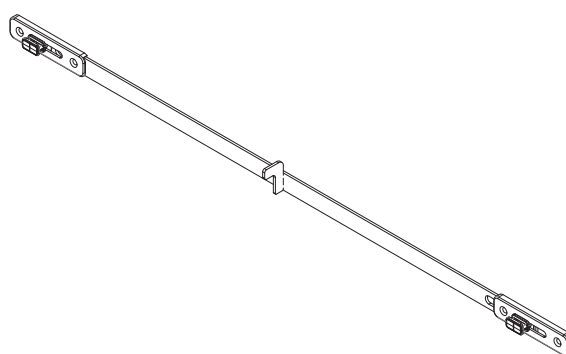
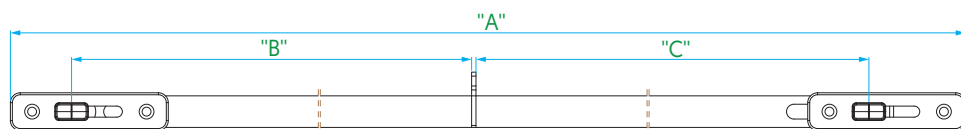


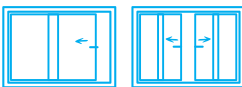
PVC	✓	
Timber	✓	
Aluminium	✓	

Sliding Frame Gear



Article Code	Article	Qty	'A' (mm)	'B' (mm)	'C' (mm)		
V.4910.01xx	Sliding Frame Gear 1. Size	10	600	258,9	258,9	2	4
V.4910.02xx	Sliding Frame Gear 2. Size	10	1200	558,9	558,9	2	4

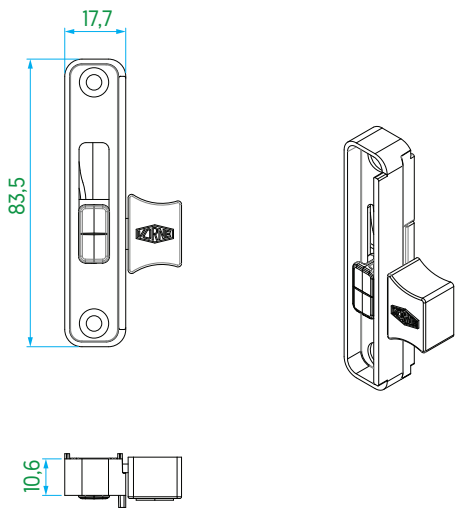



PVC	✓	
Timber	✓	
Aluminium	✓	

*XX	Color
07	White RAL 9016
08	Black Brown RAL 8022
16	Black RAL 9005

Sliding Frame Locking

Article Code	Article	Qty	
V.4920.01xx	Sliding Frame Locking	100	2




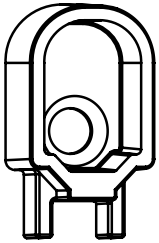
PVC	✓	
Timber	✓	
Aluminium	✓	

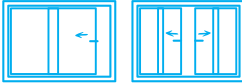
*XX	Color
07	White RAL 9016
08	Black Brown RAL 8022
16	Black RAL 9005

Sliding Frame Locking Sash Lifting & Stopper



Article Code	Article	Qty	
V.3901.0302	Sliding Frame Locking Sash Lifting & Stopper	100	2
V.3901.0602	Sliding Frame Locking Sash Lifting & Stopper	100	2





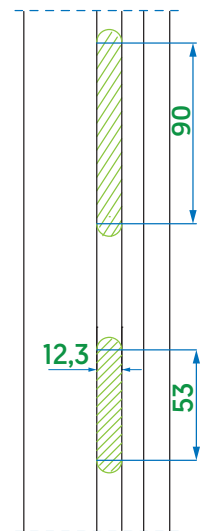
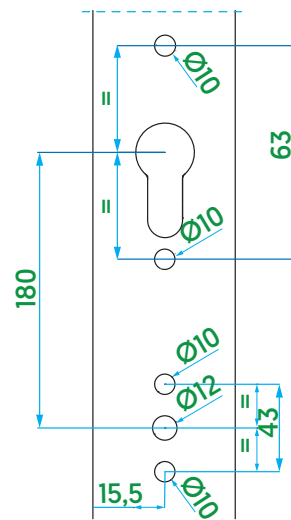
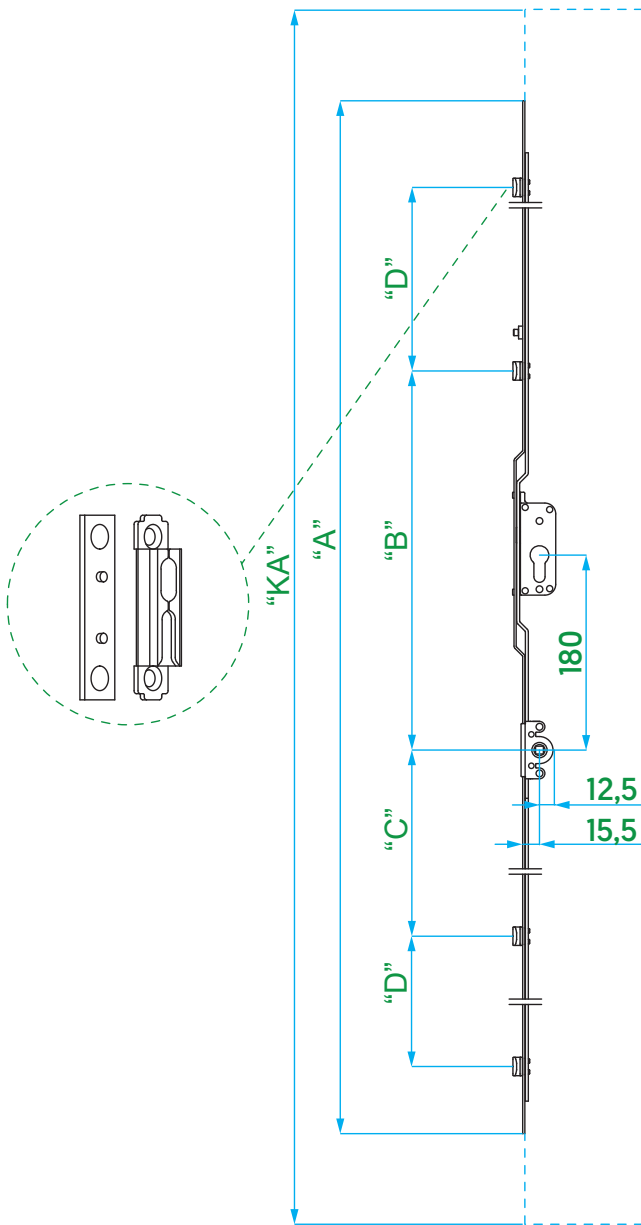
PVC	✓	
Timber	✓	
Aluminium	✓	

*XX	Color
07	White RAL 9016
08	Black Brown RAL 8022

Locked Sliding Gear

Variable / 15,5

Article Code	Article	Qty	'KA' [mm]	'A' [mm]	'B' [mm]	'C' [mm]	'D' [mm]		
V.0118.0902	Locked Sliding Gear / Variable / 15,5	10	1600-1800	1600	350	370	370	4	10
V.0118.1002	Locked Sliding Gear / Variable / 15,5	10	1800-2000	1800	450	470	370	4	10





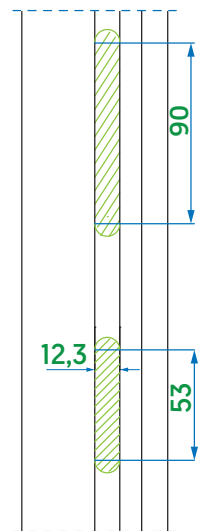
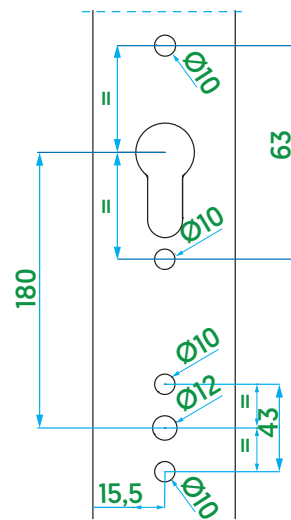
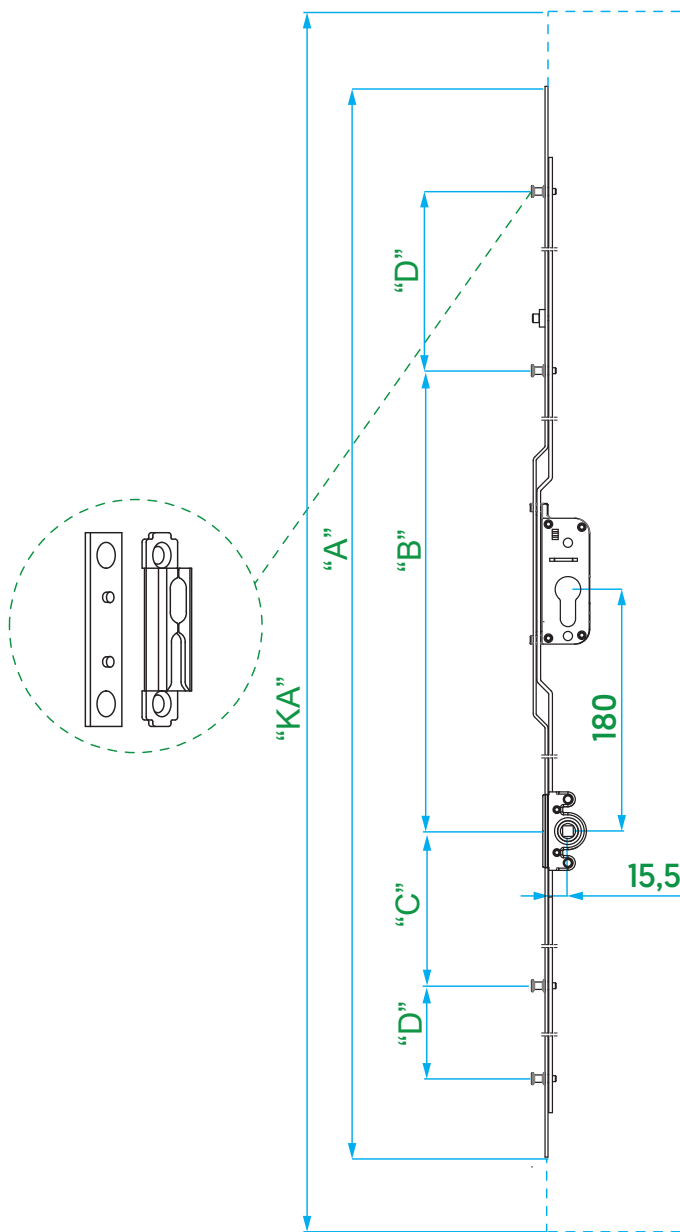
PVC	✓		
Timber	✓		
Aluminium	✓		

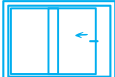





Locked Sliding Gear

Variable / 15,5





Article Code	Article	Qty	'KA' (mm)	'A' (mm)	'B' (mm)	'C' (mm)	'D' (mm)		
V.0117.0902	Locked Sliding Gear / Variable / 15,5	10	1600-1800	1600	350	370	370	4	10
V.0117.1002	Locked Sliding Gear / Variable / 15,5	10	1800-2000	1800	450	470	370	4	10

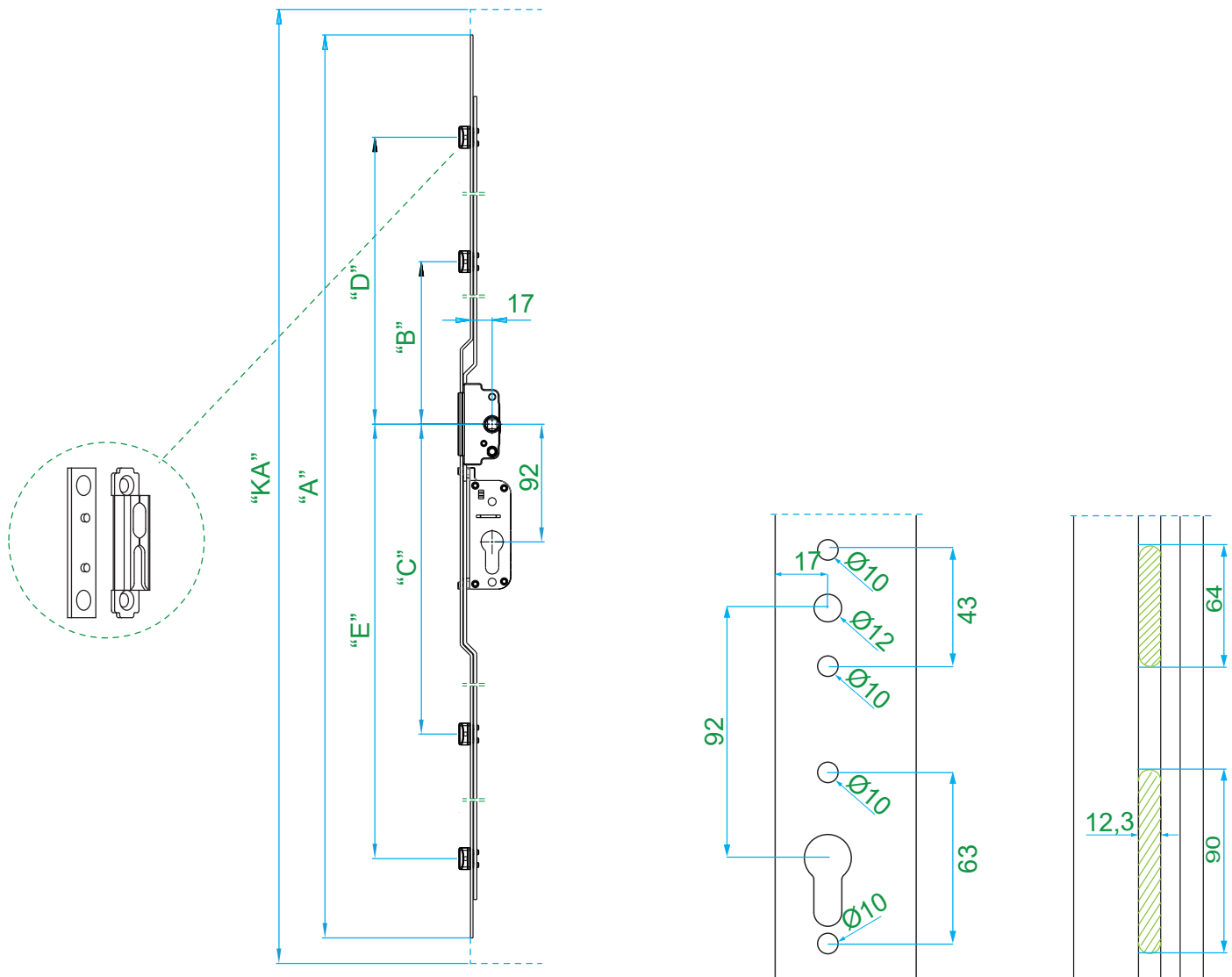


PVC	✓		
Timber	✓		
Aluminium	✓		

Locked Sliding Gear

17-92 Axis

Article Code	Article	Qty	'KA' (mm)	'A' (mm)	'B' (mm)	'C' (mm)	'D' (mm)	'E' (mm)		
V.0144.0402	Lockable Sliding Gear / 17-92 Axis	10	800 - 1000	800	320	338	-	-	2	6
V.0144.0502	Lockable Sliding Gear / 17-92 Axis	10	1000 - 1200	1000	111	438	420	-	3	9
V.0144.0602	Lockable Sliding Gear / 17-92 Axis	10	1200 - 1400	1200	111	538	520	-	3	9
V.0144.0702	Lockable Sliding Gear / 17-92 Axis	10	1400 - 1600	1400	111	638	620	-	3	9
V.0144.0902	Lockable Sliding Gear / 17-92 Axis	10	1600 - 1800	1600	237	255	720	738	4	12
V.0144.1102	Lockable Sliding Gear / 17-92 Axis	10	1800 - 2000	1800	270	288	820	838	4	12
V.0144.1202	Lockable Sliding Gear / 17-92 Axis	10	2000 - 2200	2000	269	287	920	938	4	14





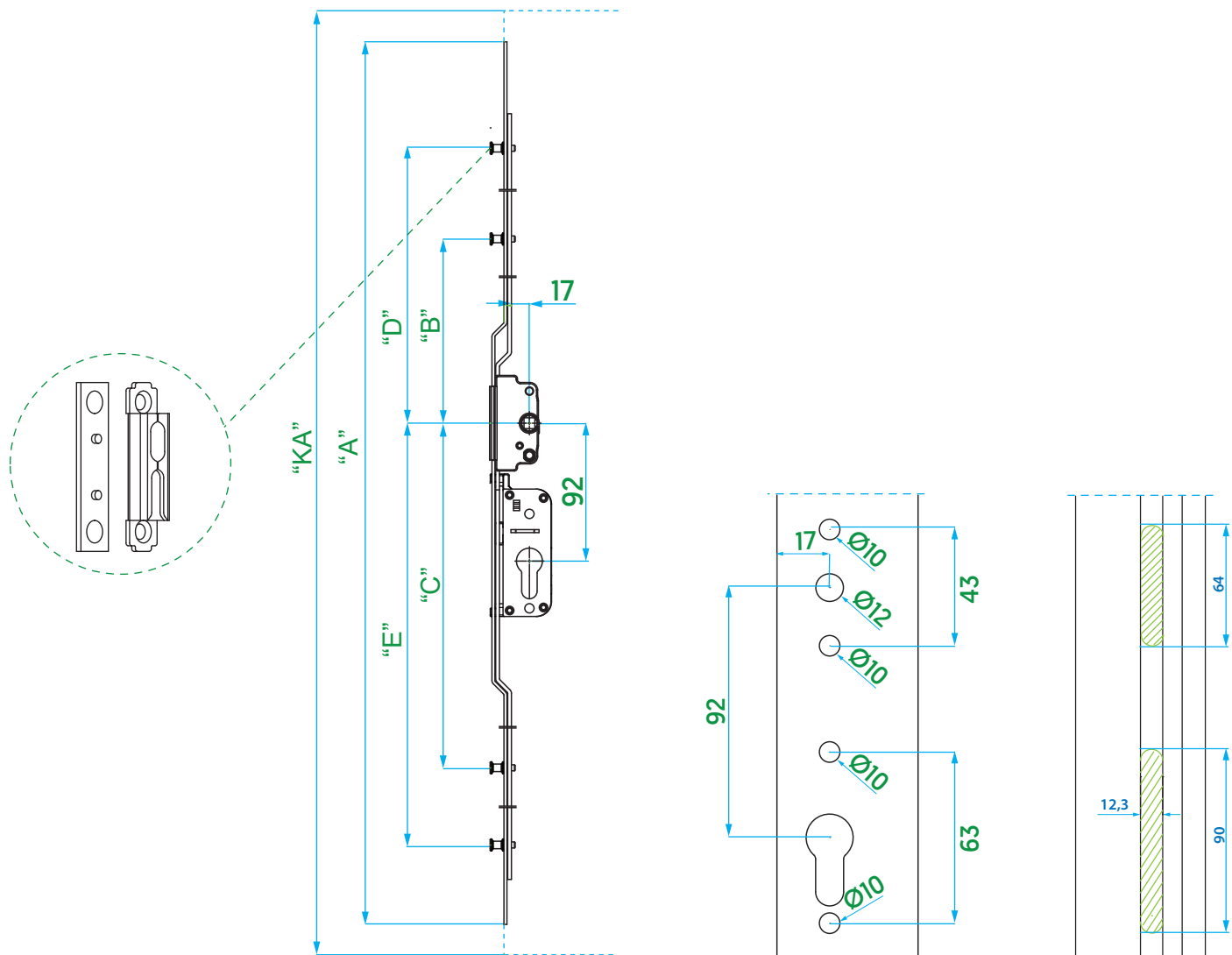
PVC	✓		
Timber	✓		
Aluminium	✓		

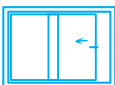
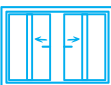
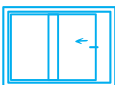
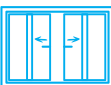
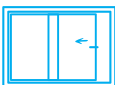
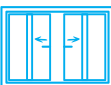
Locked Sliding Gear

17-92 Axis




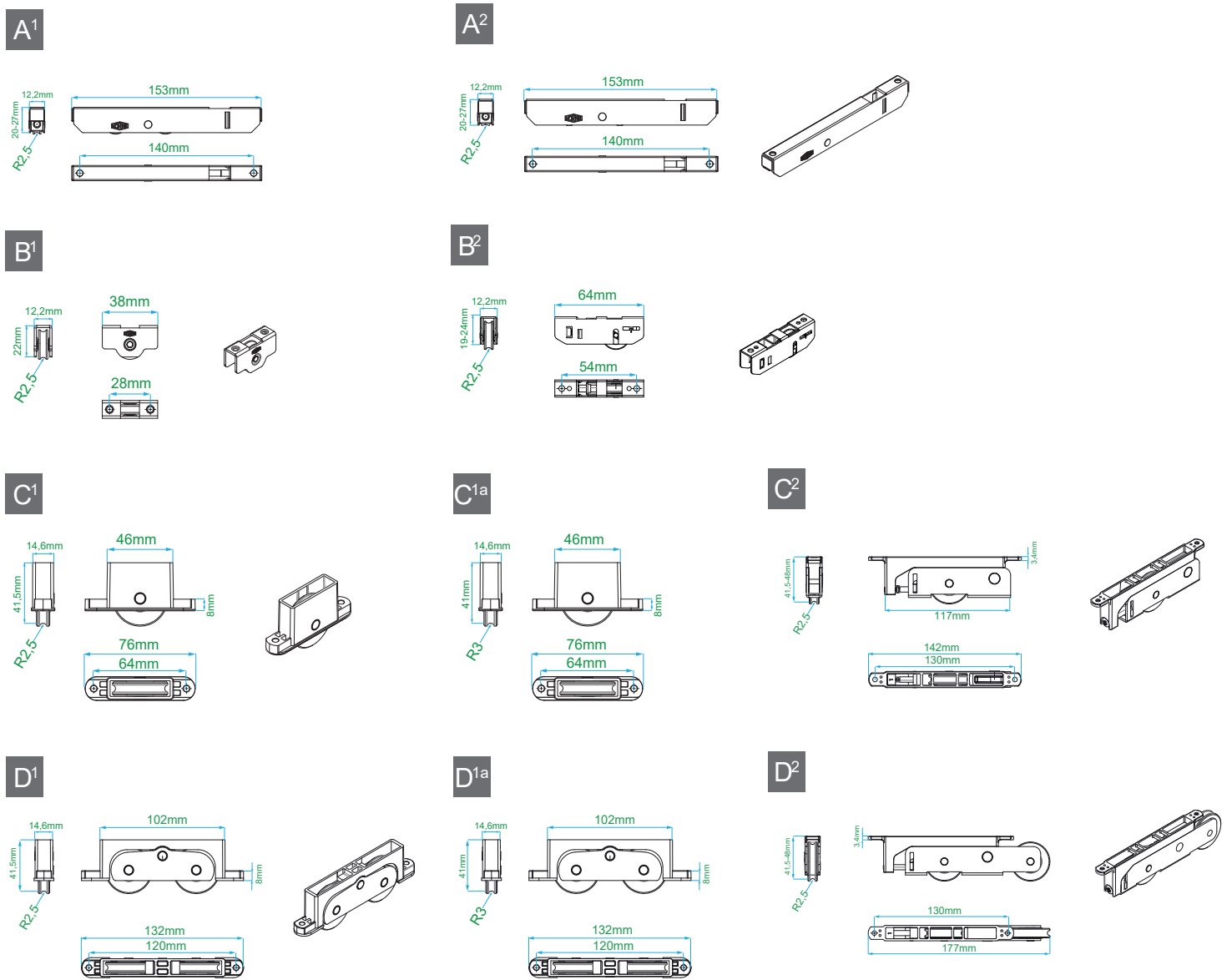
Article Code	Article	Qty	'KA' [mm]	'A' [mm]	'B' [mm]	'C' [mm]	'D' [mm]	'E' [mm]		
V.0137.0302	Locked Sliding Gear / 17-92 Axis	10	600 - 800	600	229	247	-	-	2	6
V.0137.0402	Locked Sliding Gear / 17-92 Axis	10	800 - 1000	800	329	347	-	-	2	6
V.0137.0502	Locked Sliding Gear / 17-92 Axis	10	1000 - 1200	1000	105	447	429	-	3	9
V.0137.0602	Locked Sliding Gear / 17-92 Axis	10	1200 - 1400	1200	105	547	529	-	3	9
V.0137.0702	Locked Sliding Gear / 17-92 Axis	10	1400 - 1600	1400	105	647	629	-	3	9
V.0137.0902	Locked Sliding Gear / 17-92 Axis	10	1600 - 1800	1600	237	255	729	747	4	12
V.0137.1102	Locked Sliding Gear / 17-92 Axis	10	1800 - 2000	1800	270	288	829	847	4	12
V.0137.1202	Locked Sliding Gear / 17-92 Axis	10	2000 - 2200	2000	270	288	929	947	4	14

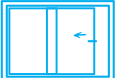



PVC	✓		
Timber	✓		
Aluminium	✓		

Sliding Rollerlar


	Article Code	Article	Weight	Qty	
A ¹	V.4901.0102	In line sliding Roller (R Type)	120kg	20	2
A ²	V.4901.0202	In line sliding Roller (V Type)	120kg	20	2
B ¹	V.4902.0102	Single Roller/Adjustable (Metal Sheet Body)	30kg	200	2
B ²	V.4902.0202	Single Roller/Adjustable (Metal Sheet Body)	30kg	200	2
C ¹	V.4903.0102	Single Roller (Zamac Body)	70kg	100	2
C ^{1a}	V.4903.0302	Single Roller /Fixed (Zamac Body) (R3)	70kg	100	2
C ²	V.4903.0202	Single Roller / Adjustable (Zamac Body)	70kg	100	2
D ¹	V.4904.0102	Double Wheel Hybrid Roller / Fixed	140kg	50	2
D ^{1a}	V.4904.0302	Double Wheel Hybrid Roller / Adjustable (R3)	140kg	50	2
D ²	V.4904.0202	Double Wheel Hybrid Roller / Adjustable	140kg	50	2

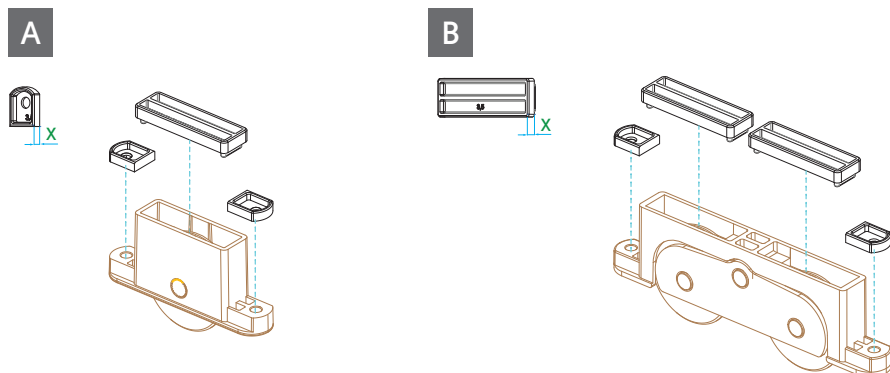


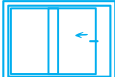

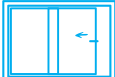

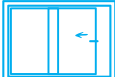

PVC	✓		
Timber	✓		
Aluminium	✓		

Sliding Roller Top & Side Packers



	Article Code	Article	'X'	Qty	
A	V.4903.0107	Sliding Roller Side Packers	1,5	300	1
	V.4903.0207	Sliding Roller Side Packers	2	300	1
	V.4903.0307	Sliding Roller Side Packers	2,5	300	1
	V.4903.0407	Sliding Roller Side Packers	3	300	1
	V.4903.0507	Sliding Roller Side Packers	3,5	300	1
	V.4903.0607	Sliding Roller Side Packers	4	300	1
	V.4903.0707	Sliding Roller Side Packers	4,5	300	1
	V.4903.0807	Sliding Roller Side Packers	5	300	1
	V.4903.0907	Sliding Roller Side Packers	5,5	300	1
	V.4903.1007	Sliding Roller Side Packers	6	300	1
	B	V.4904.0107	Sliding Roller Top Packers	1,5	100
V.4904.0207		Sliding Roller Top Packers	2	100	-
V.4904.0307		Sliding Roller Top Packers	2,5	100	-
V.4904.0407		Sliding Roller Top Packers	3	100	-
V.4904.0507		Sliding Roller Top Packers	3,5	100	-
V.4904.0607		Sliding Roller Top Packers	4	100	-
V.4904.0707		Sliding Roller Top Packers	4,5	100	-
V.4904.0807		Sliding Roller Top Packers	5	100	-
V.4904.0907		Sliding Roller Top Packers	5,5	100	-
V.4904.1007		Sliding Roller Top Packers	6	100	-
V.4904.1107		Sliding Roller Top Packers	6,5	100	-
V.4904.1207		Sliding Roller Top Packers	7	100	-
V.4904.1307		Sliding Roller Top Packers	7,5	100	-
V.4904.1407		Sliding Roller Top Packers	8	100	-
V.4904.1507		Sliding Roller Top Packers	8,5	100	-
V.4904.1607		Sliding Roller Top Packers	9	100	-
V.4904.1707		Sliding Roller Top Packers	9,5	100	-
V.4904.1807		Sliding Roller Top Packers	10	100	-
V.4904.2307	Sliding Roller Top Packers	18	100	-	
V.4904.2407	Sliding Roller Top Packers	18,6	100	-	

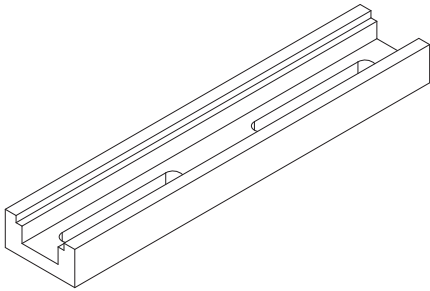


PVC	✓		
Timber	✓		
Aluminium	✓		



Sliding Gear Packers



Article Code	Article	Qty
V.0100.0015	Sliding Gear Packers	100


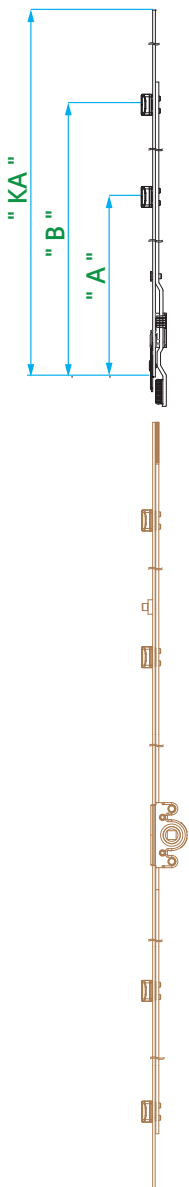


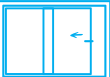

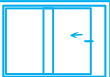

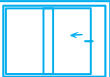

PVC	✓	
Timber	✓	
Aluminium	✓	

Sliding Extension Part





Article Code	Article	Qty	'KA' [mm]	'A' [mm]	'B' [mm]		
V.1104.0102	Sliding Extension Part	10	300 - 400	-	230	1	4
V.1104.0202	Sliding Extension Part	10	500 - 600	-	430	1	6
V.1104.0302	Sliding Extension Part	10	700 - 800	230	630	2	7
V.1104.0402	Sliding Extension Part	10	900 - 1100	230	830	2	8
V.1104.0502	Sliding Extension Part	10	1100 - 1200	570	1030	2	9

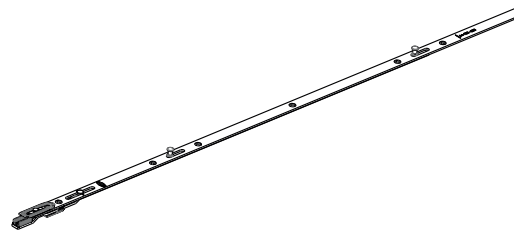
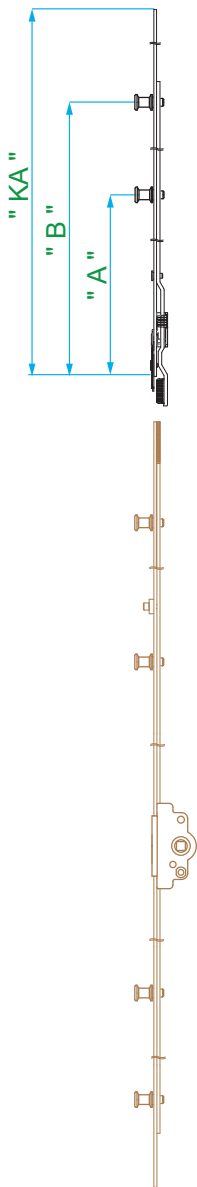


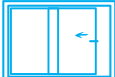
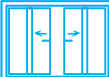




PVC	✓		
Timber	✓		
Aluminium	✓		

Sliding Extension Part


Steel Cam

Article Code	Article	Qty	'KA' (mm)	'A' (mm)	'B' (mm)		
V.1105.0102	Sliding Extension Part	10	300 - 400	-	230	1	4
V.1105.0202	Sliding Extension Part	10	500 - 600	-	430	1	6
V.1105.0302	Sliding Extension Part	10	700 - 800	230	630	2	7
V.1105.0402	Sliding Extension Part	10	900 - 1100	230	830	2	8
V.1105.0502	Sliding Extension Part	10	1100 - 1200	570	1030	2	9



PVC	✓		
Timber	✓		
Aluminium	✓		

Parallel Tilt&Slide System



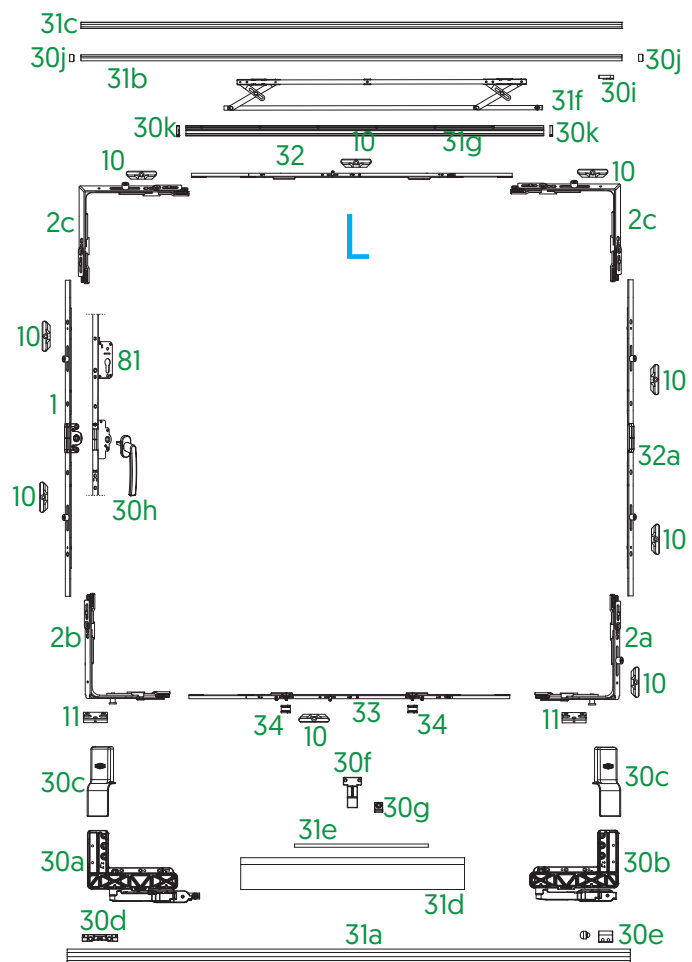
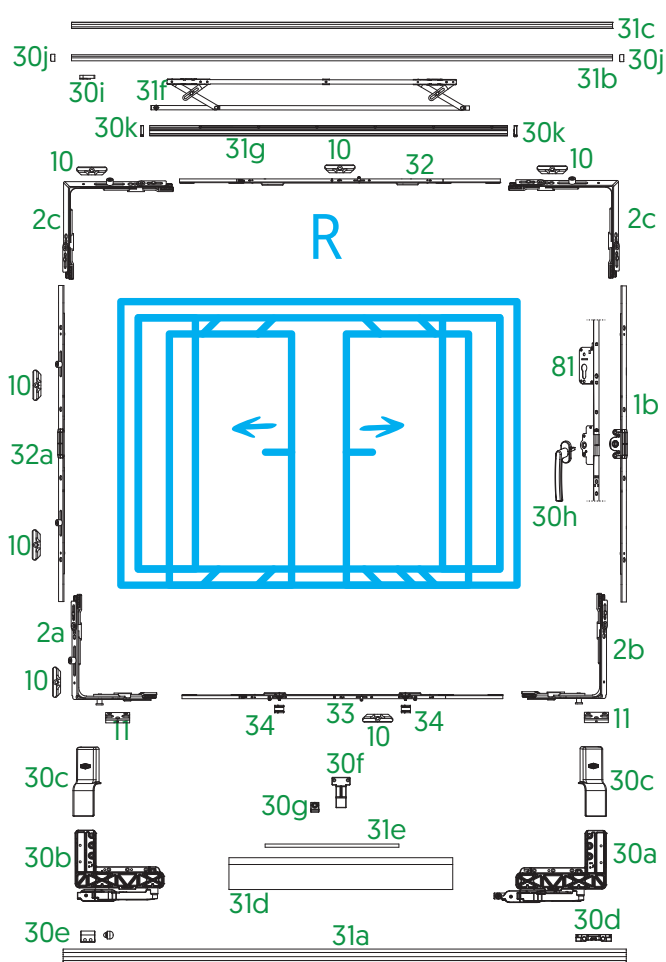
Parallel Tilt&Slide System Chart



Double Sash Application

1	T&T Gear	page 28-37
1b	T&T Gear (Without Cam)	page 32
2a	Security Corner Slider	page 56
2b	Security Corner Slider	page 57
2c	Corner Slider	page 54-55
10	Striker	page 100
11	Security Cam Striker	page 100
30a	PTS Master Bogie	page 215
30b	PTS Slave Bogie	page 215
30c	PTS Bogie Covers	page 215
30d	PTS Guide Block	page 215
30e	Buffer for Bottom Rail	page 215
30f	Cover Fillet Support	page 215
30g	Support Block	page 215
30h	PTS Handle	page 215

30i	Buffer For Top	page 215
30j	Guiding Rail Cover	page 215
30k	Stay Guide Cover	page 215
31a	Running Rail	page 215
31b	Guiding Rail	page 215
31c	Screw Cover Profile	page 215
31d	Cover Profile	page 215
31e	Connection Rod	page 215
31f	PTS Stay	page 215
31g	Guiding Stay Rail	page 215
32	Connection Gear	page 220
32a	Connection Gear (Vertical)	page 215
33	PTS Automatic Gears	page 215
34	Parallel Sliding Striker	page 215
81	Tilt & Turn Locked Gear	page 43-46



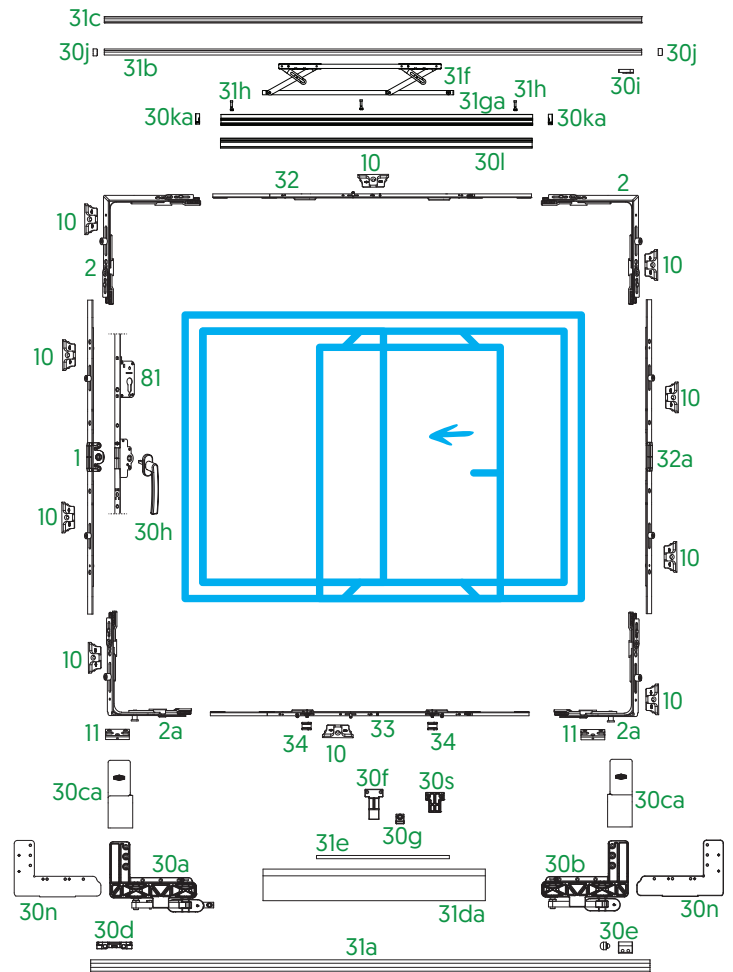
Range of Use

Sash Rectangular Width	600-1600 mm
Sash Rectangular Height	700-2400 mm
Sash Weight	maks. 130 kg

Parallel Tilt&Slide System Chart

Aluminium Application

1	T&T Gear	page 28-37
2	Corner Slider	page 56-66
2a	Security Corner Slider	page 56-66
10	Striker	page 100
11	Security Cam Striker	page 100
30a	PTS Master Bogie	page 217
30b	PTS Slave Bogie	page 217
30ca	PTS Bogie Covers (Aluminium)	page 217
30d	PTS Guide Block	page 217
30e	Buffer for Bottom Rail	page 217
30f	Cover Fillet Support	page 217
30g	Support Block	page 217
30h	PTS Handle	page 217
30i	Buffer For Top	page 217
30j	Guiding Rail Cover	page 217
30ka	Stay Guide Cover (Aluminium)	page 217
30l	Stay Guide Cover (Aluminium)	page 217
30n	PTS Bogie Packers (Aluminium)	page 217
30s	Support Block (Aluminium)	page 217
31a	Running Rail	page 217
31b	Guiding Rail	page 217
31c	Screw Cover Profile	page 217
31da	Cover Profile (Aluminium)	page 217
31e	Connection Rod	page 217
31f	PTS Stay	page 217
31ga	Guiding Stay Rail (Aluminium)	page 217
31h	PTS Screw Set (Aluminium)	page 217
32	Connection Gear	page 220
32a	Connection Gear (Vertical)	page 215
33	PTS Automatic Gears	page 215
34	Parallel Sliding Striker	page 217
81	Tilt & Turn Locked Gear	page 43-46



Range of Use

Sash Rectangular Width	600-1600 mm
Sash Rectangular Height	700-2400 mm
Sash Weight	maks. 130 kg

Parallel Tilt&Slide (Euro Groove) & Kollu



Packing & Contents

Set 1			Left (L)	Right (R)
			V.5700.7L02	V.5700.7R02
70a	Corner Slider	4 Qty	V.5702.0502	
70b	Connector Set	1 Qty	V.5705.0102	
72b	Supplementary Locking Set	3 Qty	V.5703.0102	
73	Striker	7 Qty	V.5707.0102	
76a	Aluminium PTS Automatic Gear (EuroGroove)	1 Set L/R	V.5716.0L02 / V.5716.0R02	
76b	PTS Tilt Striker	2 Qty	V.5707.0402	
30a	PTS Master Bogie	1 Qty	V.4609.1L02	V.4609.1R02
30b	PTS Slave Bogie	1 Qty	V.4609.2L02	V.4609.2R02
30n	PTS Bogie Packers (Aluminium)	1 Set L/R	V.4607.0L15 / V.4607.0R15	

Set 2			Rail Length				Color			
			2000mm	3000mm	3500mm	2600mm				
			V.4616.0107	V.4616.0207	V.4616.0307	V.4616.0407	White / RAL9016			
			V.4616.0108	V.4616.0208	V.4616.0308	V.4616.0408	Brown / RAL 8022			
			V.4616.0110	V.4616.0210	V.4616.0310	V.4616.0410	Silver			
			V.4616.0116	V.4616.0216	V.4616.0316	V.4616.0416	Black / RAL 9005			
30ca	PTS Bogie Covers (Aluminium)	1 Set L/R	V.4607.3L07 - V.4607.3R07				White / RAL9016			
			V.4607.3L08 - V.4607.3R08				Brown / RAL 8022			
			V.4607.3L10 - V.4607.3R10				Silver			
			V.4607.3L16 - V.4607.3R16				Black / RAL 9005			
			V.4607.3L32 - V.4607.3R32				Anthracite Grey/ RAL 7016			
30d	PTS Guide Block	1 Qty	V.4601.1002				Zinc			
			V.4601.1016				Black			
30e	Buffer for Bottom Rail	1 Qty	V.4601.2302				Zinc			
			V.4601.2316				Black			
30f	Cover Fillet Support	1 Qty	V.4601.1415				All colors			
30g	Support Block	1 Qty	V.4601.1015				All colors			
70h	Axial Handle	1 Qty	T.0210.0107				White / RAL9016			
			T.0210.0108				Brown / RAL 8022			
			T.0210.0110				Silver			
			T.0210.0116				Black / RAL 9005			
			T.0210.0132				Anthracite Grey/ RAL 7016			
30i	Buffer for Top	1 Qty	V.4601.2402				All colors			
			V.4601.2607				White / RAL9016			
30j	Guiding Rail Cover	2 Qty	V.4601.2608				Brown / RAL 8022			
			V.4601.2610				Silver			
			V.4601.2632				Anthracite Grey/ RAL 7016			
			V.4607.0L07 - V.4607.0R07				White / RAL9016			
30ka	Stay Guide Cover (Aluminium)	1 set L/R	V.4607.0L08 - V.4607.0R08				Brown / RAL 8022			
			V.4607.0L10 - V.4607.0R10				Silver			
			V.4607.0L16 - V.4607.0R16				Black / RAL 9005			
			V.4607.0L32 - V.4607.0R32				Anthracite Grey/ RAL 7016			
			V.4609.4003				V.4609.4103	V.4609.4203	V.4609.4303	Silver
30l	Stay Guide Cover Profile (Aluminium)	1 Qty	V.4609.4007				V.4609.4107	V.4609.4207	V.4609.4307	White / RAL9016
			V.4609.4008				V.4609.4108	V.4609.4208	V.4609.4308	Brown / RAL 8022
			V.4609.4016				V.4609.4116	V.4609.4216	V.4609.4316	Black / RAL 9005
			V.4607.1415							All colors
31a	Running Rail	1 Qty	V.4601.1103				V.4601.1203	V.4601.1303	V.4601.1403	Silver EV1 / EV6
			V.4601.1108				V.4601.1208	V.4601.1308	V.4601.1408	Brown M2
			V.4601.1116				V.4601.1216	V.4601.1316	V.4601.1416	Black / RAL 9005
31b	Guiding Rail	1 Qty	V.4601.0403				V.4601.0503	V.4601.0603	V.4601.2003	Silver EV1 / EV6
			V.4601.0408				V.4601.0508	V.4601.0608	V.4601.2008	Brown M2
31c	Screw Cover Profile	1 Qty	V.4601.0707				V.4601.0807	V.4601.0907	V.4601.2107	White / RAL9016
			V.4601.0708				V.4601.0808	V.4601.0908	V.4601.2108	Brown / RAL 8022
			V.4601.0710				V.4601.0810	V.4601.0910	V.4601.2110	Silver
			V.4601.0716				V.4601.0816	V.4601.0916	V.4601.2116	Black / RAL 9005
			V.4601.0732				V.4601.0832	V.4601.0932	V.4601.2132	Anthracite Grey/ RAL 7016
			V.4607.3003				V.4607.3103	V.4607.3203	V.4607.3303	Silver EV1 / EV6
31da	Cover Profile (Aluminium)	1 Qty	V.4607.3007				V.4607.3107	V.4607.3207	V.4607.3307	White / RAL9016
			V.4607.3008				V.4607.3108	V.4607.3208	V.4607.3308	Brown / RAL 8022
			V.4607.3016				V.4607.3116	V.4607.3216	V.4607.3316	Black / RAL 9005
			V.4607.3032				V.4607.3132	V.4607.3232	V.4607.3332	Anthracite Grey/ RAL 7016
31e	Connection Rod	1 Qty	V.4601.1102				V.4601.1202	V.4601.1302	V.4601.1402	All colors
31f	PTS Stay	1 Qty	V.4609.0102				V.4609.0202	V.4609.0402	V.4609.0502	All colors
31ga	Guiding Rail (Aluminium)	1 Qty	V.4607.1103				V.4607.1203	V.4607.1303	V.4607.1503	All colors
31h	PTS Screw Set (Aluminium)	4 Qty	V.4607.5002							All colors

Parallel Tilt&Slide (Euro Groove) & Handle Transmitter

Packing & Contents

Set 1			Left (L)	Right (R)						
			V.5700.6L02	V.5700.6R02						
70a	Corner Slider	4 Qty	V.5702.0502							
72b	Supplementary Locking Set	3 Qty	V.5703.0102							
73	Striker	7 Qty	V.5707.0102							
75	Handle Transmitter	1 Qty	V.5715.0002							
76a	Aluminium PTS Automatic Gear (EuroGroove)	1 Qty L/R	V.5716.0L02 / V.5716.0R02							
76b	PTS Tilt Striker	2 Qty	V.5707.0402							
30a	PTS Master Bogie	1 Qty	V.4609.1L02	V.4609.1R02						
30b	PTS Slave Bogie	1 Qty	V.4609.2L02	V.4609.2R02						
30n	PTS Bogie Packers (Aluminium)	1 Qty L/R	V.4607.0L15 / V.4607.0R15							
Set 2			2000mm	3000mm	3500mm	2600mm	Renk			
			V.4617.0107	V.4617.0207	V.4617.0307	V.4617.0407	White / RAL9016			
			V.4617.0108	V.4617.0208	V.4617.0308	V.4617.0408	Brown / RAL 8022			
			V.4617.0110	V.4617.0210	V.4617.0310	V.4617.0410	Silver			
			V.4617.0116	V.4617.0216	V.4617.0316	V.4617.0416	Black / RAL 9005			
			V.4607.3L07 - V.4607.3R07				White / RAL9016			
			V.4607.3L08 - V.4607.3R08				Brown / RAL 8022			
			V.4607.3L10 - V.4607.3R10				Silver			
			V.4607.3L16 - V.4607.3R16				Black / RAL 9005			
			V.4607.3L32 - V.4607.3R32				Anthracite Grey / RAL 7016			
30ca	PTS Bogie Covers (Aluminium)	1 Qty L/R	V.4601.1002				Zinc			
			V.4601.1016				Black			
30d	PTS Guide Block	1 Qty	V.4601.2302				Zinc			
30e	Buffer for Bottom Rail	1 Qty	V.4601.2316				Black			
30f	Cover Fillet Support	1 Qty	V.4601.1415				All colors			
30g	Support Block	1 Qty	V.4601.1015				All colors			
			T.4601.0107				White / RAL 9016			
			T.4601.0108				Brown / RAL 8022			
			T.4601.0110				Silver			
			T.4601.0116				Black / RAL 9005			
			T.4601.0132				Anthracite Grey / RAL 7016			
30i	Buffer for Top	1 Qty	V.4601.2402				All colors			
			V.4601.2607				White / RAL9016			
			V.4601.2608				Brown / RAL 8022			
			V.4601.2610				Silver			
			V.4601.2632				Anthracite Grey / RAL 7016			
			V.4607.0L07 - V.4607.0R07				White / RAL9016			
			V.4607.0L08 - V.4607.0R08				Brown / RAL 8022			
			V.4607.0L10 - V.4607.0R10				Silver			
			V.4607.0L16 - V.4607.0R16				Black / RAL 9005			
			V.4607.0L32 - V.4607.0R32				Anthracite Grey / RAL 7016			
			V.4609.4003	V.4609.4103	V.4609.4203	V.4609.4303	Silver			
			V.4609.4007	V.4609.4107	V.4609.4207	V.4609.4307	White / RAL9016			
			V.4609.4008	V.4609.4108	V.4609.4208	V.4609.4308	Brown / RAL 8022			
			V.4609.4016	V.4609.4116	V.4609.4216	V.4609.4316	Black / RAL 9005			
30l	Stay Guide Cover Profile (Aluminium)	1 Qty	V.4607.1415				All colors			
30s	Support Block (Aluminium)	1 Qty	V.4607.1415				All colors			
			V.4601.1103	V.4601.1203	V.4601.1303	V.4601.1403	Silver EV1 / EV6			
			V.4601.1108	V.4601.1208	V.4601.1308	V.4601.1408	Brown M2			
			V.4601.1116	V.4601.1216	V.4601.1316	V.4601.1416	Black / RAL 9005			
31a	Running Rail	1 Qty	V.4601.1103				Silver EV1 / EV6			
			V.4601.0403				Brown M2			
31b	Guiding Rail	1 Qty	V.4601.0408				White / RAL9016			
			V.4601.0508				Brown / RAL 8022			
			V.4601.0608				Silver			
			V.4601.2008				Black / RAL 9005			
			V.4601.0707				White / RAL9016			
			V.4601.0708				Brown / RAL 8022			
			V.4601.0710				Silver			
			V.4601.0716				Black / RAL 9005			
			V.4601.0732				Anthracite Grey / RAL 7016			
			V.4607.3003				Silver EV1 / EV6			
			V.4607.3007				White / RAL9016			
			V.4607.3008				Brown / RAL 8022			
			V.4607.3016				Black / RAL 9005			
			V.4607.3032				Anthracite Grey / RAL 7016			
31c	Screw Cover Profile	1 Qty	V.4601.0807				White / RAL9016			
			V.4601.0808				Brown / RAL 8022			
			V.4601.0908				Silver			
			V.4601.2108				Black / RAL 9005			
			V.4601.0910				White / RAL9016			
			V.4601.2110				Brown / RAL 8022			
			V.4601.2116				Silver			
			V.4601.2132				Black / RAL 9005			
			V.4601.0932				Anthracite Grey / RAL 7016			
			V.4601.2132				White / RAL9016			
			V.4607.3103				Brown / RAL 8022			
			V.4607.3107				Silver			
			V.4607.3108				Black / RAL 9005			
			V.4607.3116				White / RAL9016			
			V.4607.3216				Brown / RAL 8022			
			V.4607.3132				Silver			
			V.4607.3232				Black / RAL 9005			
			V.4607.3332				Anthracite Grey / RAL 7016			
31da	Cover Profile (Aluminium)	1 Qty	V.4601.1102				All colors			
31e	Connection Rod	1 Qty	V.4601.1202				All colors			
31f	PTS Stay	1 Qty	V.4601.1302				All colors			
31ga	Guiding Stay Rail (Aluminium)	1 Qty	V.4601.1402				All colors			
31h	PTS Screw Set(Aluminium)	4 Qty	V.4609.0102				All colors			
			V.4609.0202				All colors			
			V.4607.1103				All colors			
			V.4607.1203				All colors			
			V.4607.1303				All colors			
			V.4607.1503				All colors			
			V.4607.5002				All colors			

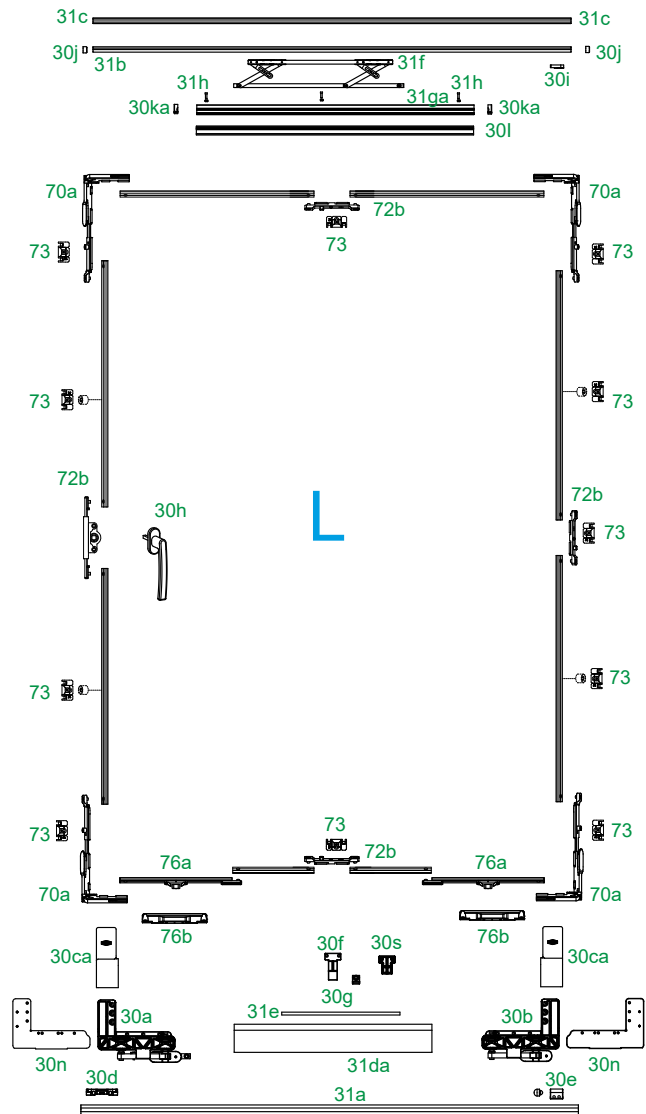
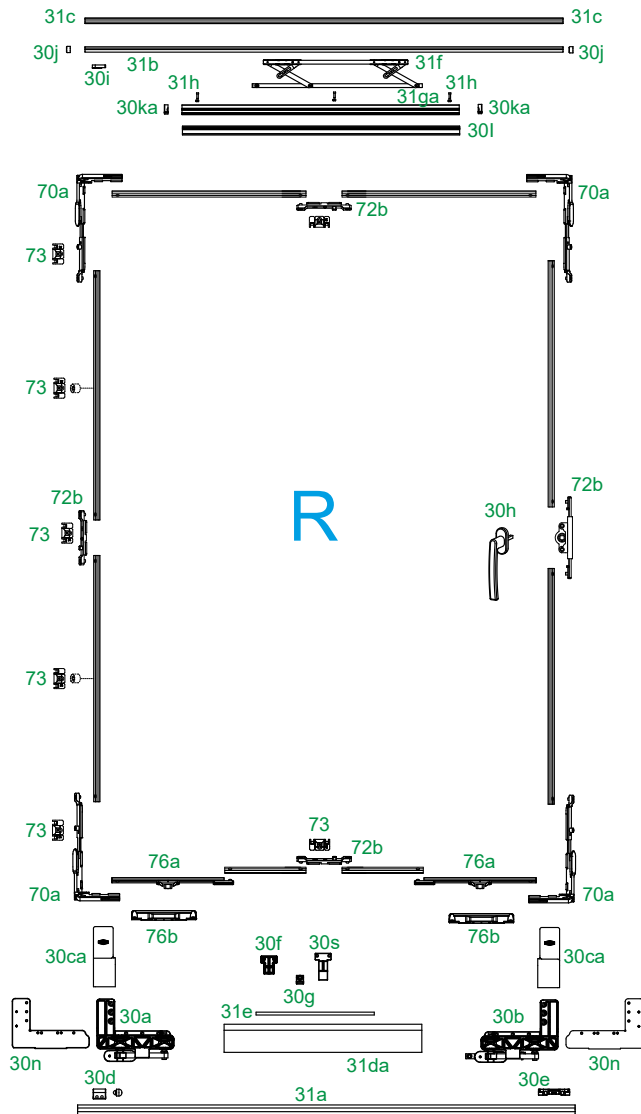
Parallel Tilt&Slide Double Sash (Euro Groove)



130 Kg Handle Transmitter System

30j	PTS Guiding Rail Side Cover	page 215
31c	Screw Cover Profile	page 215
31b	Guiding Rail	page 215
31h	PTS Screw Set	page 217
30ka	Stay Guide Cover (Aluminium)	page 217
31f	PTS Stay	page 215
31ga	PTS Guide (Aluminium)	page 217
30l	Stay Guide Cover Profile (Aluminium)	page 217
70a	Corner Slider Set	page 125
72b	Supplementary Locking Set	page 153
73	Striker	page 125
30h	PTS Handle	page 215
76a	Aluminium PTS Tij Set	page 215

76b	Aluminium Paralel Sliding Striker	page 215
30f	Cover Fillet Support	page 215
30s	Support Block (Aluminium)	page 215
30g	Support Block	page 215
31e	Connection Rod	page 215
30a	PTS Master Bogie	page 215
30n	PTS Bogie Packers (Aluminium)	page 217
31d	PTS Guide Block	page 215
31a	Running Rail	page 217
30b	PTS Slave Bogie	page 215
31da	Cover Profile (Aluminium)	page 217
30e	Buffer for Bottom Rail	page 215
30i	Buffer For Top	page 215



Range of Use

Sash Rectangular Width	600-1600 mm
Sash Rectangular Height	700-2400 mm
Sash Weight	maks. 130 kg

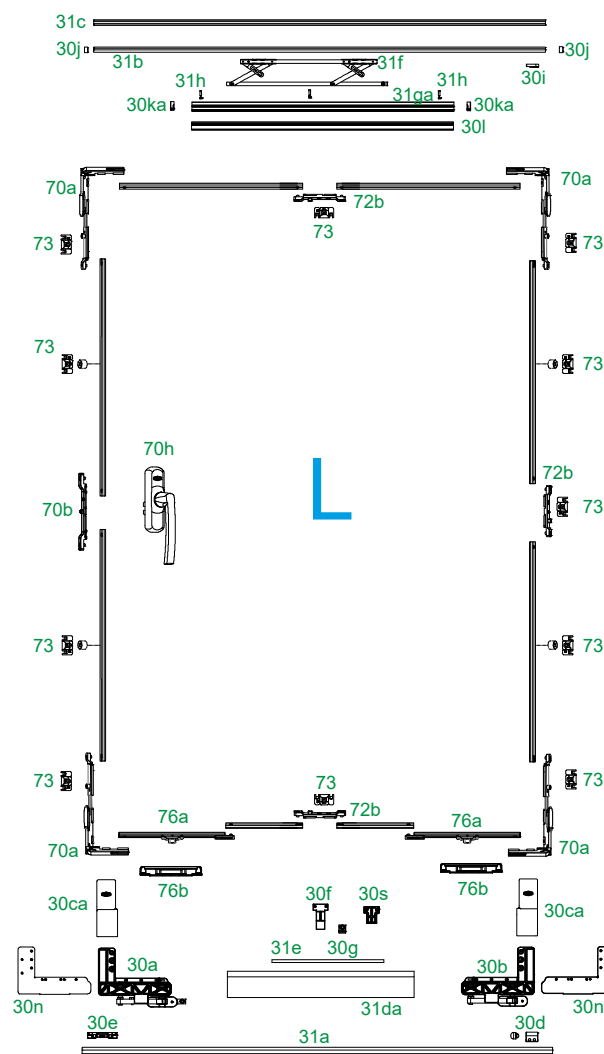
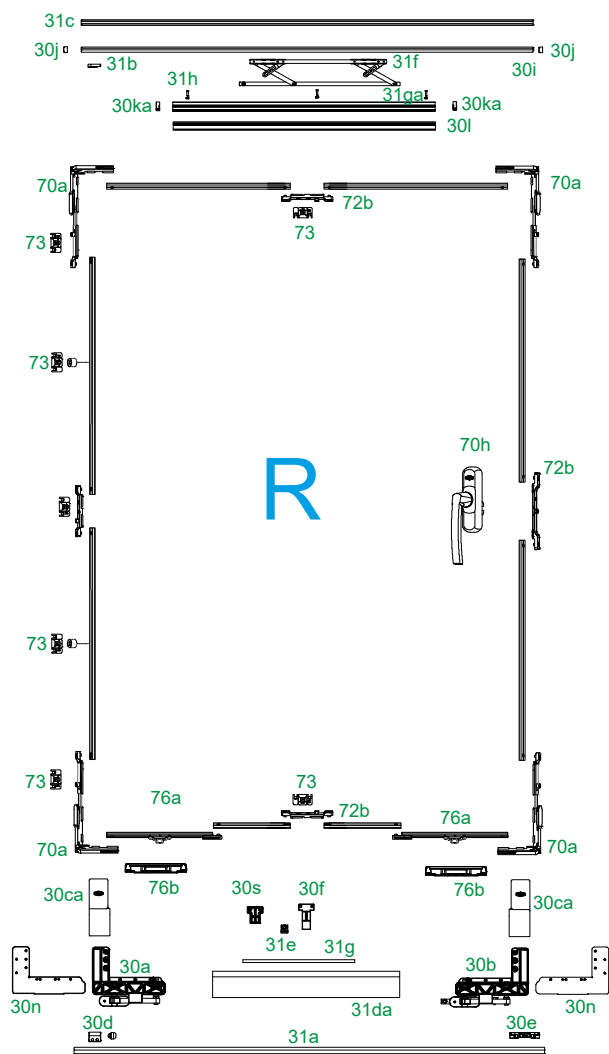
Parallel Tilt&Slide Double Sash (Euro Groove)



130 Kg Kollu System

30j	PTS Guiding Rail Side Cover	page 215
31c	Screw Cover Profile	page 215
31b	Guiding Rail	page 215
31h	PTS Screw Set	page 217
30ka	Stay Guide Cover (Aluminium)	page 217
31f	PTS Stay	page 215
31ga	PTS Guide (Aluminium)	page 217
30l	Stay Guide Cover Profile (Aluminium)	page 217
70a	Corner Slider Set	page 125
72b	Supplementary Locking Set	page 153
73	Striker	page 125
70h	Axial Handle	page 128
30h	PTS Handle	page 215
76a	Aluminium PTS Tij Set	page 215

76b	Aluminium Paralel Sliding Striker	page 215
30f	Cover Fillet Support	page 215
30s	Support Block (Aluminium)	page 215
30g	Support Block	page 215
31e	Connection Rod	page 215
30a	PTS Master Bogie	page 215
30n	PTS Bogie Packers (Aluminium)	page 217
31d	PTS Guide Block	page 215
31a	Running Rail	page 217
30b	PTS Slave Bogie	page 215
31da	Cover Profile (Aluminium)	page 217
30e	Buffer for Bottom Rail	page 215
30i	Buffer For Top	page 215



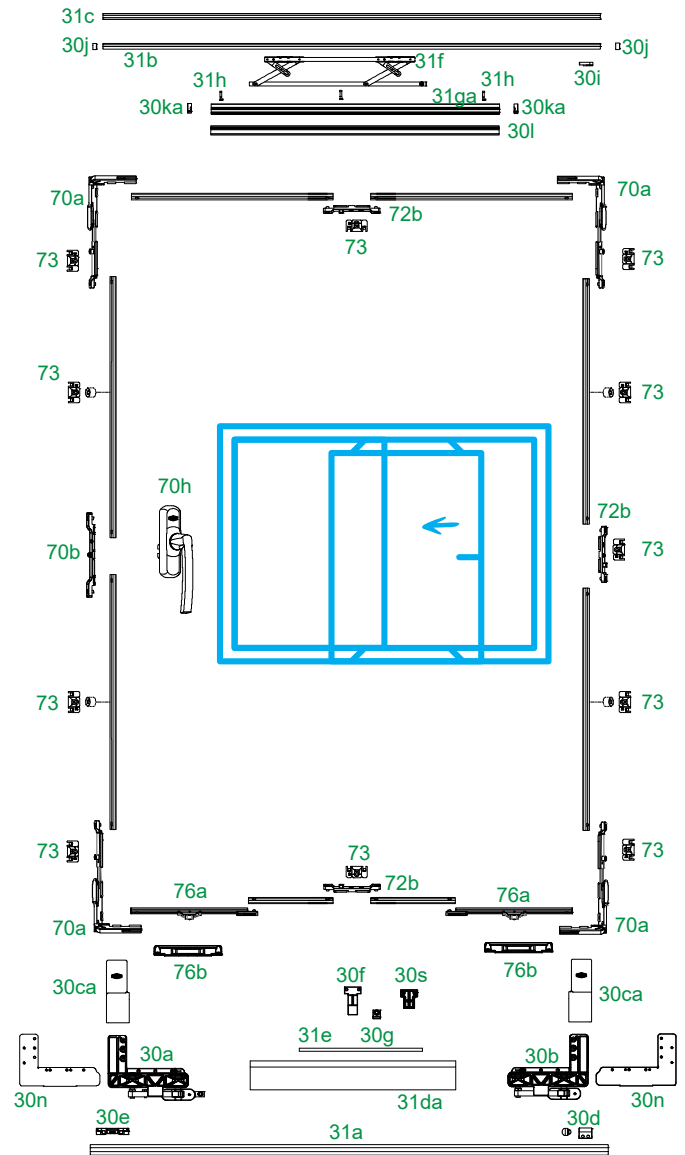
Range of Use

Sash Rectangular Width	600-1600 mm
Sash Rectangular Height	700-2400 mm
Sash Weight	maks. 130 kg

Parallel Tilt&Slide Tek Sash (Euro Groove)

130 Kg Kollu System

30j	PTS Guiding Rail Side Cover	page 215
31c	Screw Cover Profile	page 215
31b	Guiding Rail	page 215
31h	PTS Screw Set	page 217
30ka	Stay Guide Cover (Aluminium)	page 217
31f	PTS Stay	page 215
31ga	PTS Guide (Aluminium)	page 217
30l	Stay Guide Cover Profile (Aluminium)	page 217
70a	Corner Slider Set	page 125
72b	Supplementary Locking Set	page 153
73	Striker	page 125
70h	Axial Handle	page 128
30h	PTS Handle	page 215
76a	Aluminium PTS Tij Set	page 215
76b	Aluminium Paralel Sliding Striker	page 215
30f	Cover Fillet Support	page 215
30s	Support Block (Aluminium)	page 215
30g	Support Block	page 215
31e	Connection Rod	page 215
30a	PTS Master Bogie	page 215
30n	PTS Bogie Packers (Aluminium)	page 217
31d	PTS Guide Block	page 215
31a	Running Rail	page 217
30b	PTS Slave Bogie	page 215
31da	Cover Profile (Aluminium)	page 217
30e	Buffer for Bottom Rail	page 215
30i	Buffer For Top	page 215



Range of Use

Sash Rectangular Width	600-1600 mm
Sash Rectangular Height	700-2400 mm
Sash Weight	maks. 130 kg

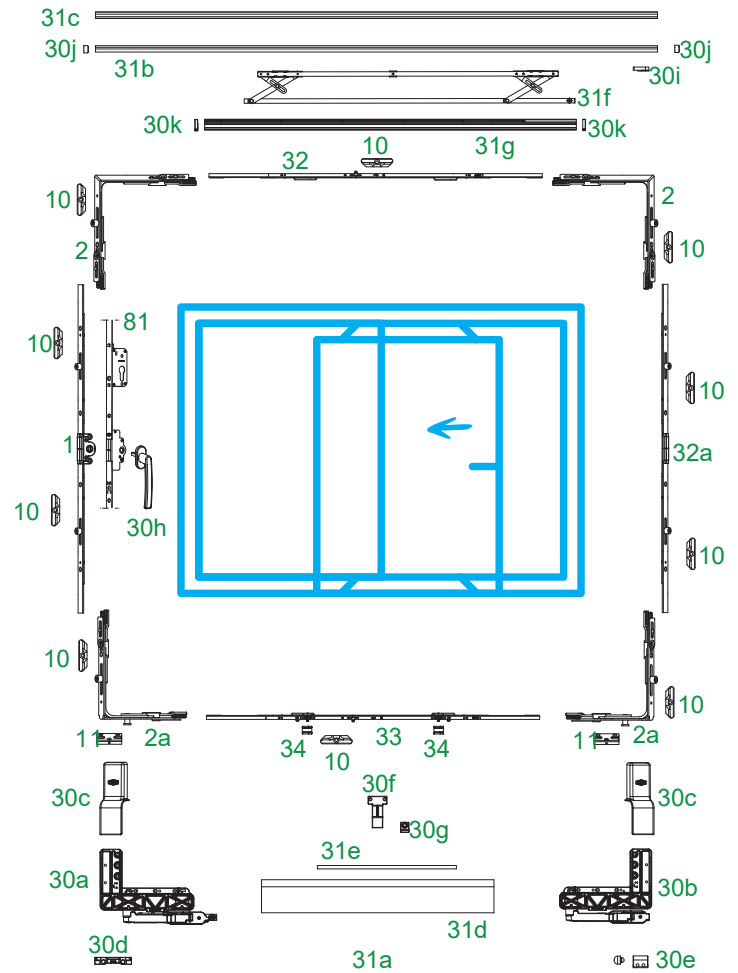
Parallel Tilt&Slide System Components

Parallel Tilt&Slide System

PVC Application Contents

Sash Rectangular Width		600-850	850-1100	1100-1350	1350-1600	
Horizontal	32	Connection Gear	V.4606.0102	V.4606.0202	V.4606.0302	V.4606.0402
	33	PTS Automatic Gears	V.4605.0102	V.4605.0202	V.4605.0302	V.4605.0402
	2	Corner Slider	V.0601.0102			
	2a	Security Corner Slider	V.0605.0102			
	34	Parallel Sliding Striker	V.4604.0102			
	10	Striker	According to Profile			
	11	Security Striker	According to Profile			

Sash Rectangular Width	1 T&T Gear	32a Connection Gear [Vertical]
450-700	V.0202.0102	V.0207.0102
700-1200	V.0202.0202	V.0207.0202
900-1400	V.0202.0302	V.0207.0302
1200-1700	V.0202.0402	V.0207.0402
1700-2200	V.0202.0502	V.0207.0502
800-600	V.0202.0602	V.0207.0602
950-1450	V.0202.0702	V.0207.0702
1900-2400	V.0202.0802	V.0207.0802



Parallel Tilt&Slide System



PVC Application Packing & Contents

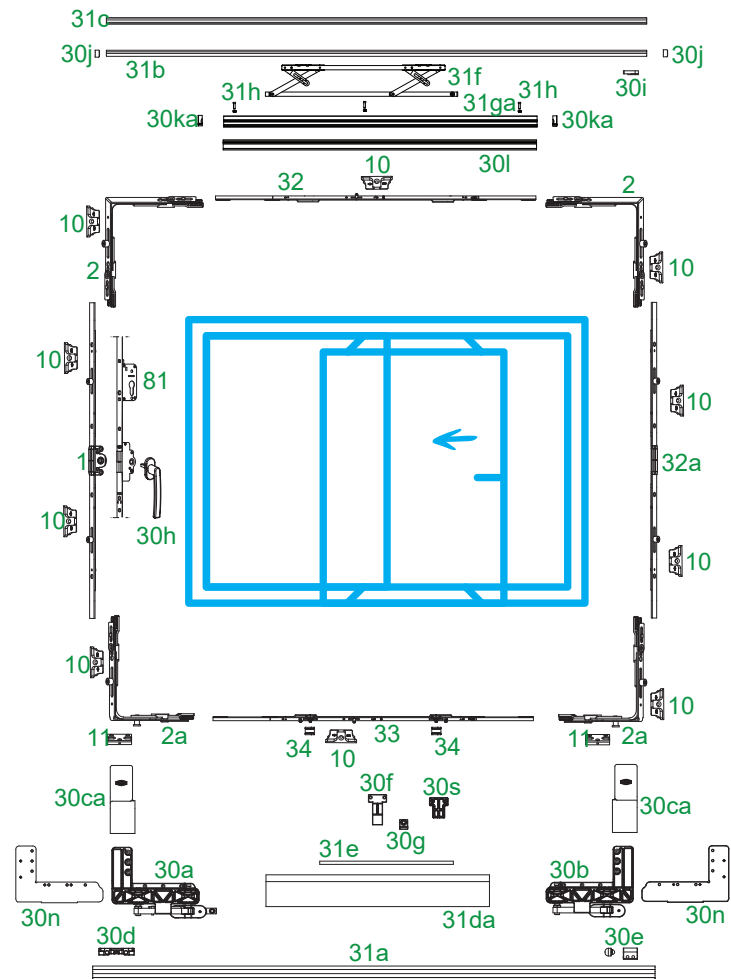
Set 1			Left (L)	Right (R)			
30a	PTS Master Bogie	1 Qty	V.4612.0L02	V.4612.0R02			
30b	PTS Slave Bogie	1 Qty	V.4609.1L02	V.4609.1R02			
			V.4609.2L02	V.4609.2R02			
Rail Length							
Set 2			2000 mm	3000 mm	3500 mm	2600 mm	Color
			600 - 900	901-1350	1351-1600	800-1150	
			V.4613.0107	V.4613.0207	V.4613.0307	V.4613.0407	White / RAL 9016
			V.4613.0108	V.4613.0208	V.4613.0308	V.4613.0408	Brown / RAL 8022
			V.4613.0110	V.4613.0210	V.4613.0310	V.4613.0410	Silver
			V.4613.0116	V.4613.0216	V.4613.0316	V.4613.0416	Black / RAL 9005
			V.4613.0119	V.4613.0219	V.4613.0319	V.4613.0419	Cream / RAL 1013
			V.4613.0132	V.4613.0232	V.4613.0332	V.4613.0432	Anthracite Grey/ RAL 7016
30c	PTS Bogie Covers	1 Set L/R	V.4601.3L07 - V.4601.3R07				White / RAL 9016
			V.4601.3L08 - V.4601.3R08				Brown / RAL 8022
			V.4601.3L10 - V.4601.3R10				Silver
			V.4601.3L16 - V.4601.3R16				Black / RAL 9005
			V.4601.3L19 - V.4601.3R19				Cream / RAL 1013
			V.4601.3L32 - V.4601.3R32				Anthracite Grey/ RAL 7016
30d	PTS Guide Block	1 Qty	V.4601.1002				Zinc
			V.4601.1016				Black
30e	Амортизатор нижней шины	1 Qty	V.4601.2302				Zinc
			V.4601.2316				Black
30f	Опора накладки ведущей шины	1 Qty	V.4601.1415				All colors
30g	Опора тяги	1 Qty	V.4601.1015				All colors
30h	Ручка	1 Qty	T.4601.0107				White / RAL 9016
			T.4601.0108				Brown / RAL 8022
			T.4601.0110				Silver
			T.4601.0116				Black / RAL 9005
			T.4601.0132				Anthracite Grey/ RAL 7016
			T.4601.0119				Cream / RAL 1013
30i	Стопор верхний	1 Qty	V.4601.2402				All colors
30j	Guiding Rail Cover	2 Qty	V.4601.2607				White / RAL 9016
			V.4601.2608				Brown / RAL 8022
			V.4601.2610				Silver
			V.4601.2616				Black / RAL 9005
			V.4601.2619				Cream / RAL 1013
			V.4601.2632				Anthracite Grey/ RAL 7016
30k	Stay Guide Cover	1 set L/R	V.4609.0L07 - V.4609.0R07				White / RAL9016
			V.4609.0L08 - V.4609.0R08				Brown / RAL 8022
			V.4609.0L10 - V.4609.0R10				Silver
			V.4609.0L16 - V.4609.0R16				Black / RAL 9005
			V.4609.0L19 - V.4609.0R19				Cream / RAL 1013
			V.4609.0L32 - V.4609.0R32				Anthracite Grey/ RAL 7016
31a	Running Rail	1 Qty	V.4601.1103	V.4601.1203	V.4601.1303	V.4601.1403	Silver EV1 / EV6
			V.4601.1108	V.4601.1208	V.4601.1308	V.4601.1408	Brown M2
			V.4601.1116	V.4601.1216	V.4601.1316	V.4601.1416	Black M3
31b	Guiding Rail	1 Qty	V.4601.0403	V.4601.0503	V.4601.0603	V.4601.2003	Silver EV1 / EV6
			V.4601.0408	V.4601.0508	V.4601.0608	V.4601.2008	Brown M2
			V.4601.0416	V.4601.0516	V.4601.0616	V.4601.2016	Black / RAL 9005
31c	Screw Cover Profile	1 Qty	V.4601.0707	V.4601.0807	V.4601.0907	V.4601.2107	White / RAL 9016
			V.4601.0708	V.4601.0808	V.4601.0908	V.4601.2108	Brown / RAL 8022
			V.4601.0716	V.4601.0816	V.4601.0916	V.4601.2116	Black / RAL 9005
			V.4601.0732	V.4601.0832	V.4601.0932	V.4601.2132	Anthracite Grey/ RAL 7016
31d	Cover Profile	1 Qty	V.4601.3003	V.4601.3103	V.4601.3203	V.4601.3303	Silver EV1 / EV6
			V.4601.3007	V.4601.3107	V.4601.3207	V.4601.3307	White / RAL 9016
			V.4601.3008	V.4601.3108	V.4601.3208	V.4601.3308	Brown / RAL 8022
			V.4601.3016	V.4601.3116	V.4601.3216	V.4601.3316	Black / RAL 9005
			V.4601.3032	V.4601.3132	V.4601.3232	V.4601.3332	Anthracite Grey/ RAL 7016
31e	Connection Rod	1 Qty	V.4601.1102	V.4601.1202	V.4601.1302	V.4601.1402	All colors
31f	PTS Stay	1 Qty	V.4609.0102	V.4609.0202	V.4609.0402	V.4609.0502	All colors
31g	Guiding Stay Rail	1 Qty	V.4609.1103	V.4609.1203	V.4609.1403	V.4609.1503	Silver EV1 / EV6
			V.4609.1107	V.4609.1207	V.4609.1407	V.4609.1507	White / RAL 9016
			V.4609.1108	V.4609.1208	V.4609.1408	V.4609.1508	Brown / RAL 8022
			V.4609.1116	V.4609.1216	V.4609.1416	V.4609.1516	Black / RAL 9005
			V.4609.1132	V.4609.1232	V.4609.1432	V.4609.1532	Anthracite Grey/ RAL 7016

Parallel Tilt&Slide System

Aluminium Application Contents

По горизонтали		Sash Rectangular Width	600-850	850-1100	1100-1350	1350-1600
32	Connection Gear		V.4606.0102	V.4606.0202	V.4606.0302	V.4606.0402
33	PTS Automatic Gears		V.4605.0102	V.4605.0202	V.4605.0302	V.4605.0402
2	Corner Slider		V.0601.0102			
2a	Security Corner Slider		V.0605.0102			
34	Parallel Sliding Striker		V.4604.0102			
10	Striker		According to Profile			
11	Security Striker		According to Profile			

Horizontal	Sash Rectangular Width	1 T&T Gear	32a Connection Gear (Vertical)
	450-700	V.0202.0102	V.0207.0102
700-1200	V.0202.0202	V.0207.0202	
900-1400	V.0202.0302	V.0207.0302	
1200-1700	V.0202.0402	V.0207.0402	
1700-2200	V.0202.0502	V.0207.0502	
800-600	V.0202.0602	V.0207.0602	
950-1450	V.0202.0702	V.0207.0702	
1900-2400	V.0202.0802	V.0207.0802	



Parallel Tilt&Slide System




Aluminium Appliaction Packing & Contents

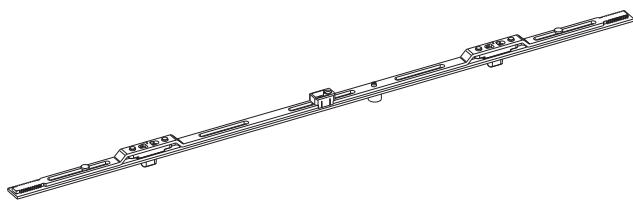
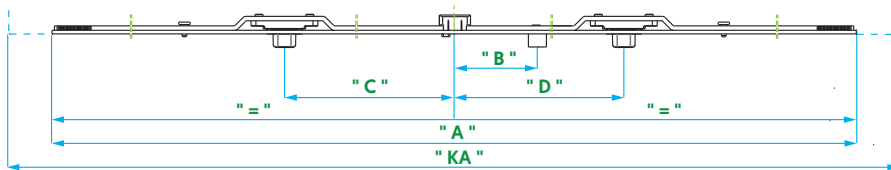


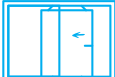



Set 1			Left [L]		Right [R]		
			V.4614.0L02		V.4614.0R02		
30a	PTS Master Bogie	1Qty	V.4609.1L02		V.4609.1R02		
30b	PTS Slave Bogie	1Qty	V.4609.2L02		V.4609.2R02		
30n	Bogie Planch (Aluminium)	1 Set L/R	V.4607.0L15 / V.4607.0R15				
Set 2			Rail Length				
			2000 mm	3000 mm	3500 mm	2600 mm	Color
			600 - 900	901-1350	1351-1600	800-1150	
			V.4615.0107	V.4615.0207	V.4615.0307	V.4615.0407	White / RAL9016
			V.4615.0108	V.4615.0208	V.4615.0308	V.4615.0408	Brown / RAL 8022
			V.4615.0110	V.4615.0210	V.4615.0310	V.4615.0410	Silver
			V.4615.0116	V.4615.0216	V.4615.0316	V.4615.0416	Black / RAL 9205
			V.4607.3L07 - V.4607.3R07				White / RAL9016
			V.4607.3L08 - V.4607.3R08				Brown / RAL 8022
			V.4607.3L10 - V.4607.3R10				Silver
			V.4607.3L16 - V.4607.3R16				Black / RAL 9205
			V.4607.3L32 - V.4607.3R32				Anthracite Grey/ RAL 7016
			V.4601.1002				Zinc
			V.4601.1016				Black / RAL 9205
			V.4601.1007				White / RAL9016
			V.4601.2302				Zinc
			V.4601.2316				Black / RAL 9205
			V.4601.2307				White / RAL9016
			V.4601.1415				All colors
			V.4601.1015				All colors
			T.4601.0107				White / RAL9016
			T.4601.0108				Brown RAL 8077
			T.4601.0132				Anthracite Grey/ RAL 7016
			T.4601.0116				Black / RAL 9205
			T.4601.0110				Silver
			V.4601.2402				All colors
			V.4601.2607				White / RAL9016
			V.4601.2608				Brown / RAL 8022
			V.4601.2610				Silver
			V.4601.2616				Black / RAL 9205
			V.4607.0L07 - V.4607.0R07				White / RAL9016
			V.4607.0L08 - V.4607.0R08				Brown / RAL 8022
			V.4607.0L10 - V.4607.0R10				Silver
			V.4607.0L16 - V.4607.0R16				Black / RAL 9205
			V.4609.4003	V.4609.4103	V.4609.4203	V.4609.4303	Silver
			V.4609.4007	V.4609.4107	V.4609.4207	V.4609.4307	White / RAL9016
			V.4609.4008	V.4609.4108	V.4609.4208	V.4609.4308	Brown / RAL 8022
			V.4609.4016	V.4609.4116	V.4609.4216	V.4609.4316	Black / RAL 9205
			V.4601.4L15 - V.4601.4R15				All colors
			V.4607.1415				All colors
			V.4601.1103	V.4601.1203	V.4601.1303	V.4601.1403	Silver EV1 / EV6
			V.4601.1108	V.4601.1208	V.4601.1308	V.4601.1408	Brown M2
			V.4601.1116	V.4601.1216	V.4601.1316	V.4601.1416	Black / RAL 9205
			V.4601.0403	V.4601.0503	V.4601.0603	V.4601.2003	Silver EV1 / EV6
			V.4601.0408	V.4601.0508	V.4601.0608	V.4601.2008	Brown
			V.4601.0416	V.4601.0516	V.4601.0616	V.4601.2016	Black / RAL 9205
			V.4601.0707	V.4601.0807	V.4601.0907	V.4601.2107	White / RAL9016
			V.4601.0708	V.4601.0808	V.4601.0908	V.4601.2108	Brown / RAL 8022
			V.4601.0710	V.4601.0810	V.4601.0910	V.4601.2110	Silver
			V.4601.0716	V.4601.0816	V.4601.0916	V.4601.2116	Black / RAL 9205
			V.4601.0732	V.4601.0832	V.4601.0932	V.4601.2132	Anthracite Grey/ RAL 7016
			V.4607.3003	V.4607.3103	V.4607.3203	V.4607.3303	Silver EV1 / EV6
			V.4607.3007	V.4607.3107	V.4607.3207	V.4607.3307	White / RAL9016
			V.4607.3008	V.4607.3108	V.4607.3208	V.4607.3308	Brown / RAL 8022
			V.4607.3016	V.4607.3116	V.4607.3216	V.4607.3316	Black / RAL 9205
			V.4607.3032	V.4607.3132	V.4607.3232	V.4607.3332	Anthracite Grey/ RAL 7016
			V.4601.1102	V.4601.1202	V.4601.1302	V.4601.1402	All colors
			V.4609.0102	V.4609.0202	V.4609.0402	V.4609.0502	All colors
			V.4607.1103	V.4607.1203	V.4607.1403	V.4607.1503	All colors
			V.4607.5002				All colors

Parallel Tilt&Slide System

PTS Automatic Gears

Article Code	Article	Qty	'KA' (mm)	'A' (mm)	'B' (mm)	'C' (mm)	'D' (mm)			
V.4605.0102	PTS Automatic Gears	10	650-850	530	50	102	102	-	2	2
V.4605.0202	PTS Automatic Gears	10	850-1100	840	50	166	166	1	2	5
V.4605.0302	PTS Automatic Gears	10	1100-1350	1090	50	291	291	1	2	5
V.4605.0402	PTS Automatic Gears	10	1350-1600	1340	50	416	416	1	2	5





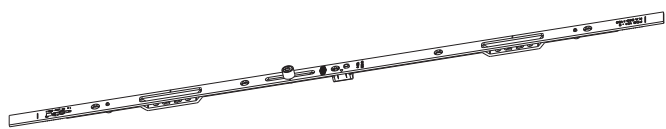
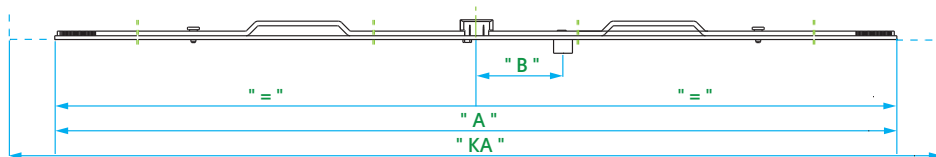
PVC	✓		
Timber	✓		
Aluminium	✓		

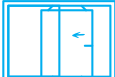





Parallel Tilt&Slide System



Connection Gear



Article Code	Article	Qty	'KA' [mm]	'A' [mm]	'B' [mm]		
V.4606.0102	PTS Connection Gear	10	650-850	590	50	-	2
V.4606.0202	PTS Connection Gear	10	850-1100	840	50	1	5
V.4606.0302	PTS Connection Gear	10	1100-1350	1090	50	1	5
V.4606.0402	PTS Connection Gear	10	1350-1600	1340	50	1	5

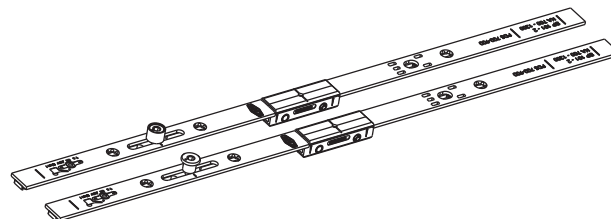
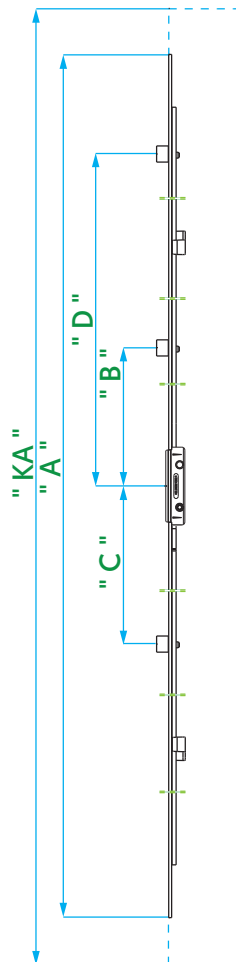


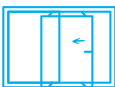
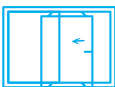
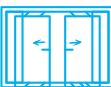
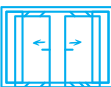
PVC	✓		
Timber	✓		
Aluminium	✓		

Parallel Tilt&Slide System


Connection Gear

Article Code RC	Article Code SC	Article	Qty	'KA' [mm]	'A' [mm]	'B' [mm]	'C' [mm]	'D' [mm]		
V.0207.0102	-	PTS Connection Gear	10	450-700	400	-	-	-	-	-
V.0207.0202	V.0208.0202	PTS Connection Gear	10	700-1200	900	111	-	-	1	3
V.0207.0302	V.0208.0302	PTS Connection Gear	10	900-1400	1100	111	-	-	1	4
V.0207.0402	V.0208.0402	PTS Connection Gear	10	1200-1700	1400	250	250	-	2	6
V.0207.0502	V.0208.0502	PTS Connection Gear	10	1700-2200	1900	350	350	-	2	6
V.0207.0602	-	PTS Connection Gear	10	600-800	500	-	-	-	-	2
V.0207.0702	V.0208.0702	PTS Connection Gear	10	950-1450	1150	111	-	-	1	4
V.0207.0802	V.0208.0802	PTS Connection Gear	10	1900-2400	2150	238	447	700	3	10



PVC	✓		
Timber	✓		
Aluminium	✓		

Fold & Slide System



Fold & Slide System Chart

Diagram 431 (3 left, 1 right opening Sash System)

1	T&T Gear	page 27-41	21	TO Stay Hinge	page 93-94
2	Corner Slider	page 56-66	24	Double Sash Gear	page 55-56
2a	Security Corner Slider	page 56-66	28	Double Sash Gear Striker	page 100
4	Sash Top Hinge	page 82	50a	Fold & Slide Bottom Bogie	page 230
5	Frame Top Hinge	page 85	50b	Fold & Slide Top Bogie	page 230
6	Hinge Cam	page 83-85	51	Fold & Slide Hinge	page 231
7	Sash Bottom Hinge	page 86-89	52a	Fold&Slide Bottom Rail	page 234
8	Frame Bottom Hinge	page 90-91	52b	Fold&Slide Top Rail	page 234
10	Strikers	page 100	52c	Fold&Slide Bottom Rail Side Covers	page 234
11	Security Cam Striker	page 100	52d	Fold&Slide Top Rail Side Covers	page 234
15	Supplementary Locking	page 67	52e	Fold&Slide Rail Screw Covers	page 234
16	Cover Caps	page 101	52f	Fold&Slide Bottom Rail Top Covers	page 234
19	Turn Only Hinge	page 95	53	Fold&Slide Sash Retain	page 235
20	Center Rotation Sash Part	page 95	54	Fold&Slide Bogie Cover Set	page 230
20a	Center Rotation Frame Part	page 95	55	Fold & Slide Hinge Cover Set	page 231

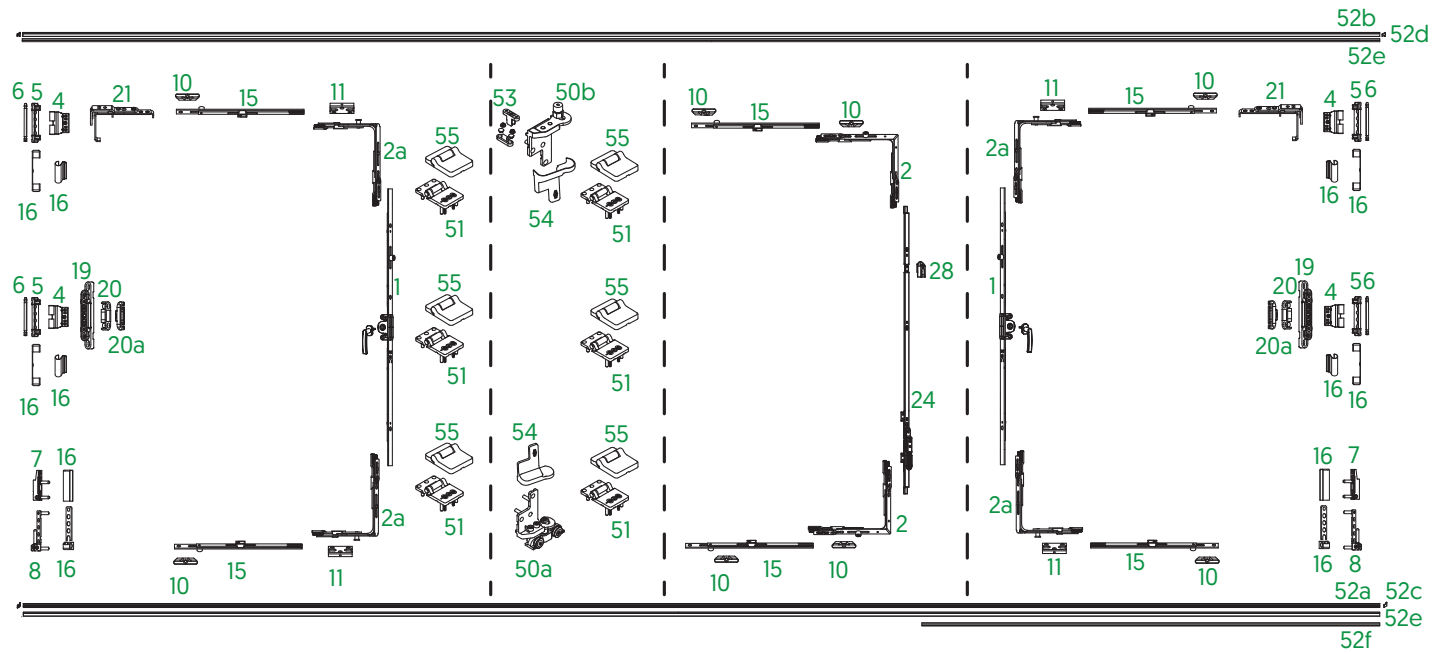
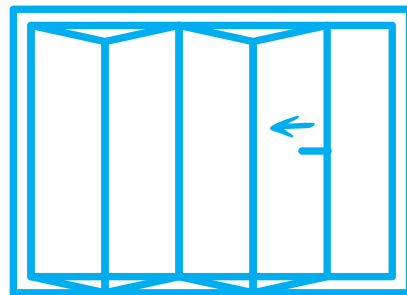
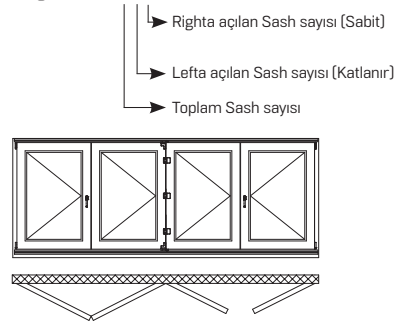


Diagram 431



Range of Use

Sash Rectangular Width	350-1200mm
Folding Sash Rectangular Width	350-900mm
Sash Rectangular Height	800-2400 mm
Sash Weight	maks. 80 kg

Low Trashold Fold & Slide System Chart



Diagram 431 (3 left, 1 right opening Sash System)

1	T&T Gear	page 27-41	21	TO Stay Hinge	page 93-94
2	Corner Slider	page 56-66	24	Double Sash Gear	page 55-56
2a	Security Corner Slider	page 56-66	28	Double Sash Gear Striker	page 100
4	Sash Top Hinge	page 82	50a	Fold & Slide Bottom Bogie	page 230
5	Frame Top Hinge	page 85	50b	Fold & Slide Top Bogie	page 230
6	Hinge Cam	page 83-85	51	Fold & Slide Hinge	page 231
7	Sash Bottom Hinge	page 86-89	52a	Fold&Slide Bottom Rail	page 234
8	Frame Bottom Hinge	page 90-91	52b	Fold&Slide Top Rail	page 234
10	Strikers	page 100	52c	Fold&Slide Bottom Rail Side Covers	page 234
11	Security Cam Striker	page 100	52d	Fold&Slide Top Rail Side Covers	page 234
15	Supplementary Locking	page 67	52e	Fold&Slide Rail Screw Covers	page 234
16	Cover Caps	page 101	52f	Fold&Slide Bottom Rail Top Covers	page 234
19	Turn Only Hinge	page 95	53	Fold&Slide Sash Retain	page 235
20	Center Rotation Sash Part	page 95	54	Fold&Slide Bogie Cover Set	page 230
20a	Center Rotation Frame Part	page 95	55	Fold & Slide Hinge Cover Set	page 231

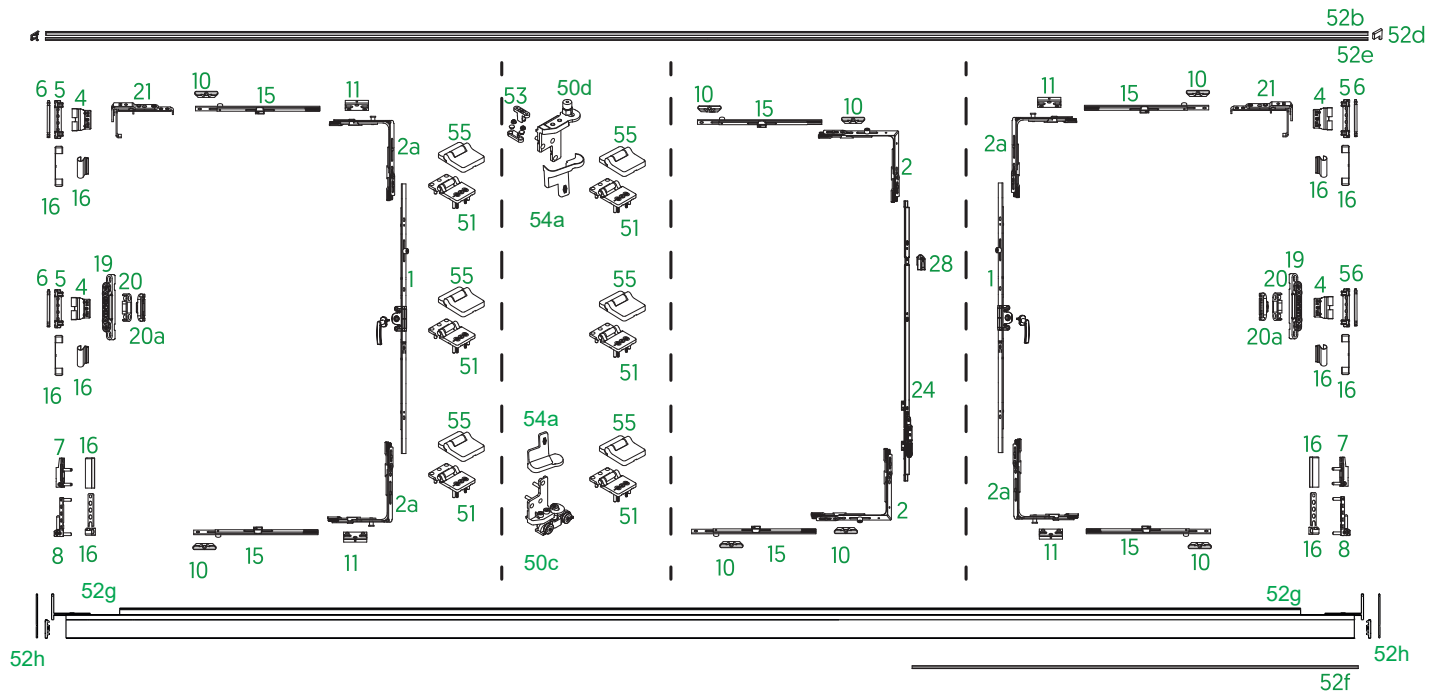
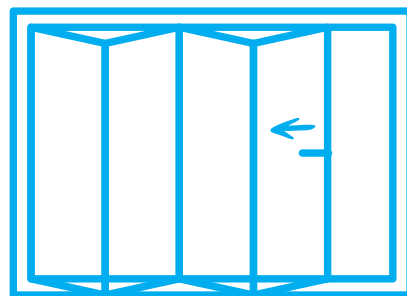
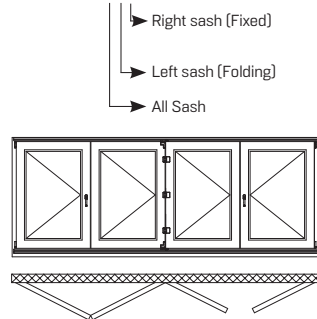


Diagram 431



Range of Use

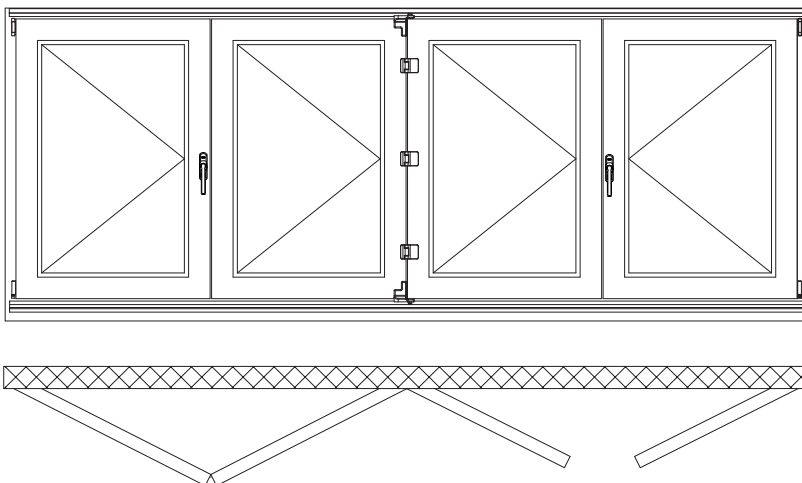
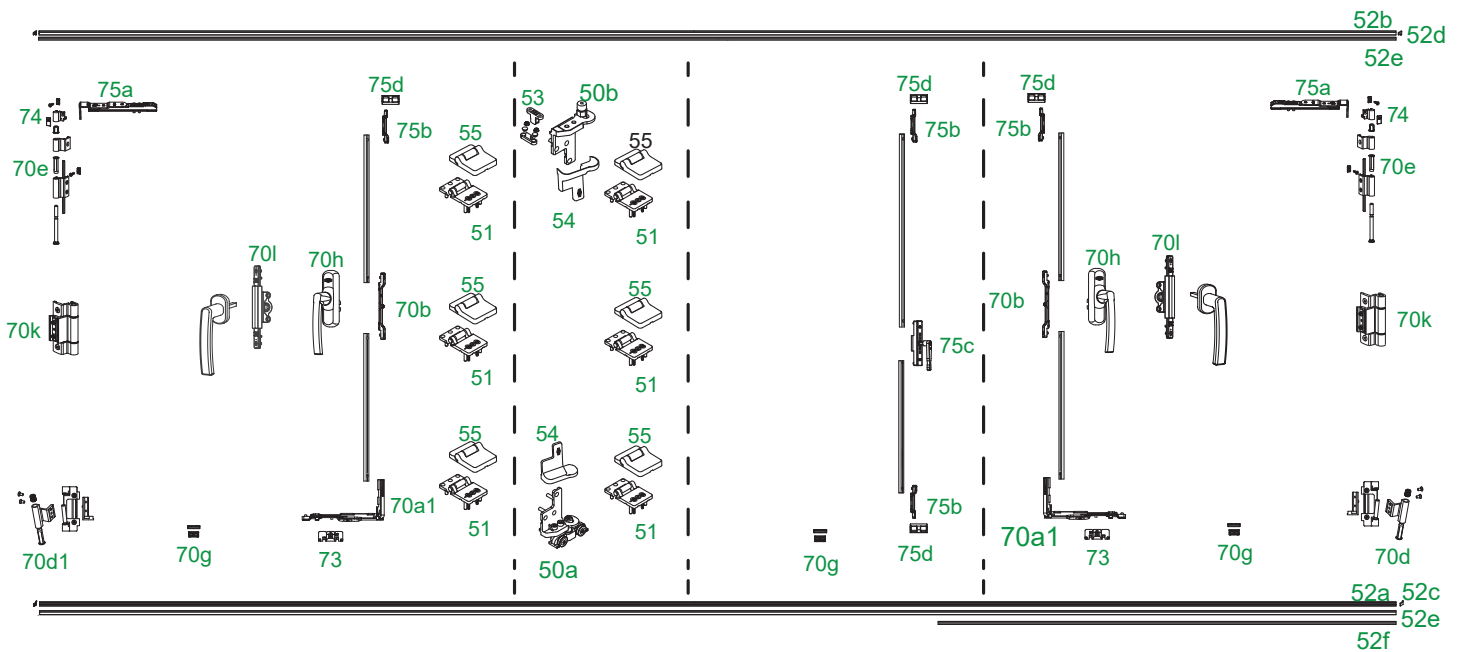
Sash Rectangular Width	350-1200mm
Folding Sash Rectangular Width	350-900mm
Sash Rectangular Height	800-2400 mm
Sash Weight	maks. 80 kg

Fold & Slide (Euro Groove)

System Details (Example: Diagram 431) (Turn Only System)

70a1	Corner Slider Set	page 125
70b	Connector Set	page 142
70d	Bottom Hinge Set	page 142
70d1	Bottom Hinge Set L	page 142
70e	Top Hinge Set	page 142
70g	Run up Block	page 142
70h	Handle	page 142
70k	Turn Only Hinge (Optional)	page 92
70l	Handle Transmitter (Optional)	page 154
73	Striker	page 100
74	130 kg Weight Supporter (Optional)	page 153
75a	Top Stay Hinge	page 120
75b	Double Sash Shootbolt	page 144-145
75c	Aluminium Double Sash Hidden Handler	page 145
75d	Shootbolt Striker	page 148

21	TO Stay Hinge	page 93-94
24	Double Sash Gear	page 56-57
28	Double Sash Gear Striker	page 100
50a	Fold & Slide Bottom Bogie	page 230
50b	Fold & Slide Top Bogie	page 230
51	Fold & Slide Hinge	page 231
52a	Fold&Slide Bottom Rail	page 234
52b	Fold&Slide Top Rail	page 234
52c	Fold&Slide Bottom Rail Side Covers	page 234
52d	Fold&Slide Top Rail Side Covers	page 234
52e	Fold&Slide Rail Screw Covers	page 234
52f	Fold&Slide Bottom Rail Top Covers	page 234
53	Fold&Slide Sash Retain	page 235
54	Fold&Slide Bogie Cover Set	page 230
55	Fold & Slide Hinge Cover Set	page 231

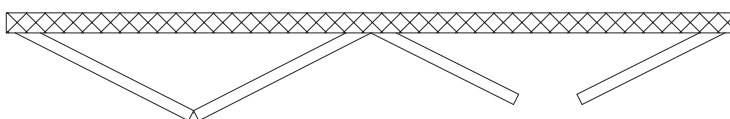
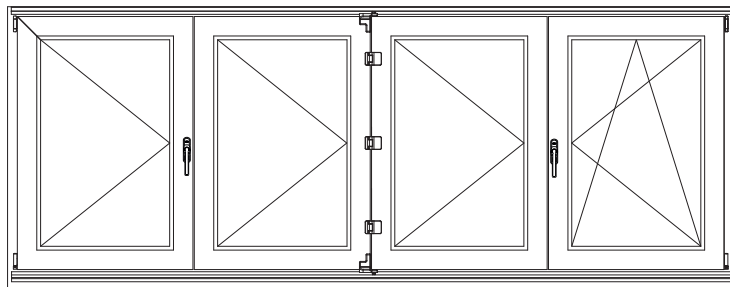
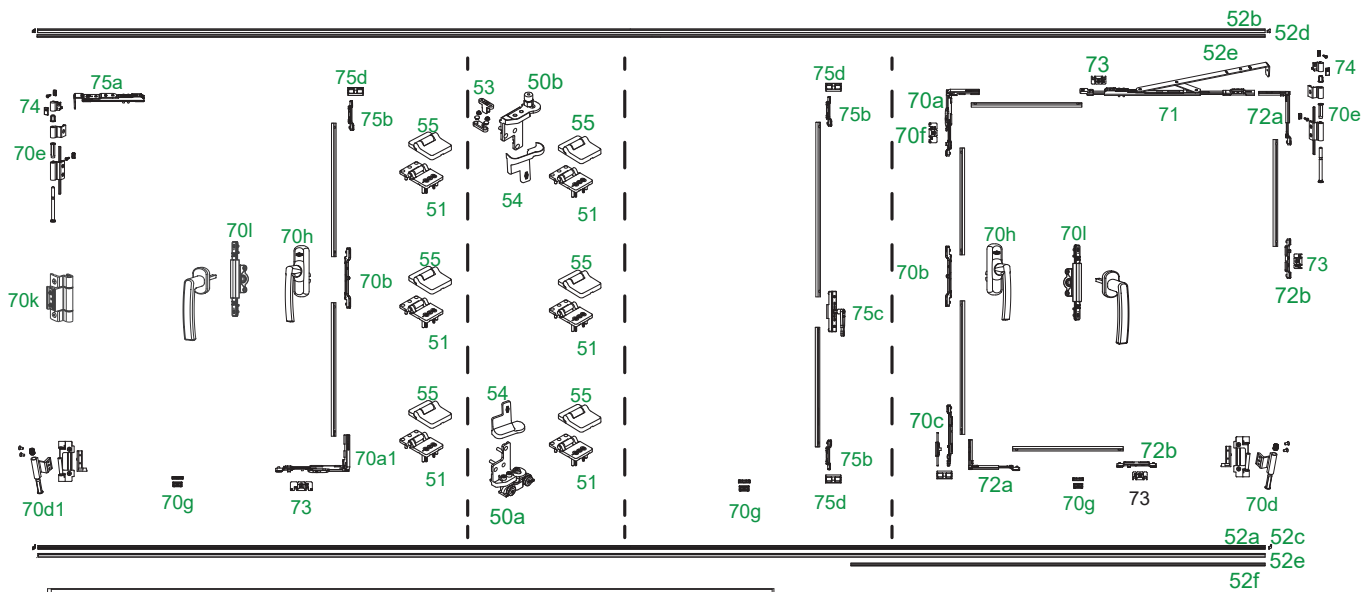


Fold & Slide (Euro Groove)



System Details (Example: Diagram 431) (Tilt & Turn System -Vertical Application)

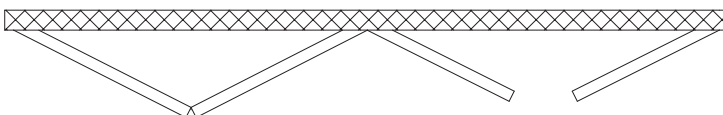
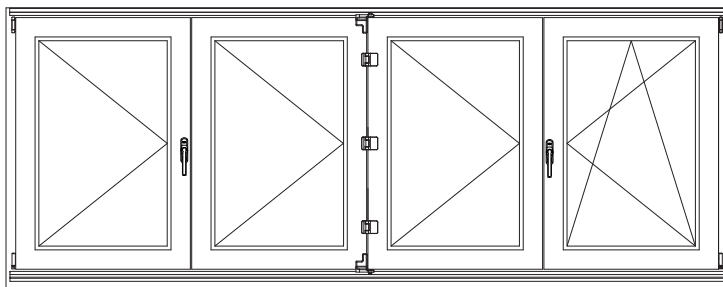
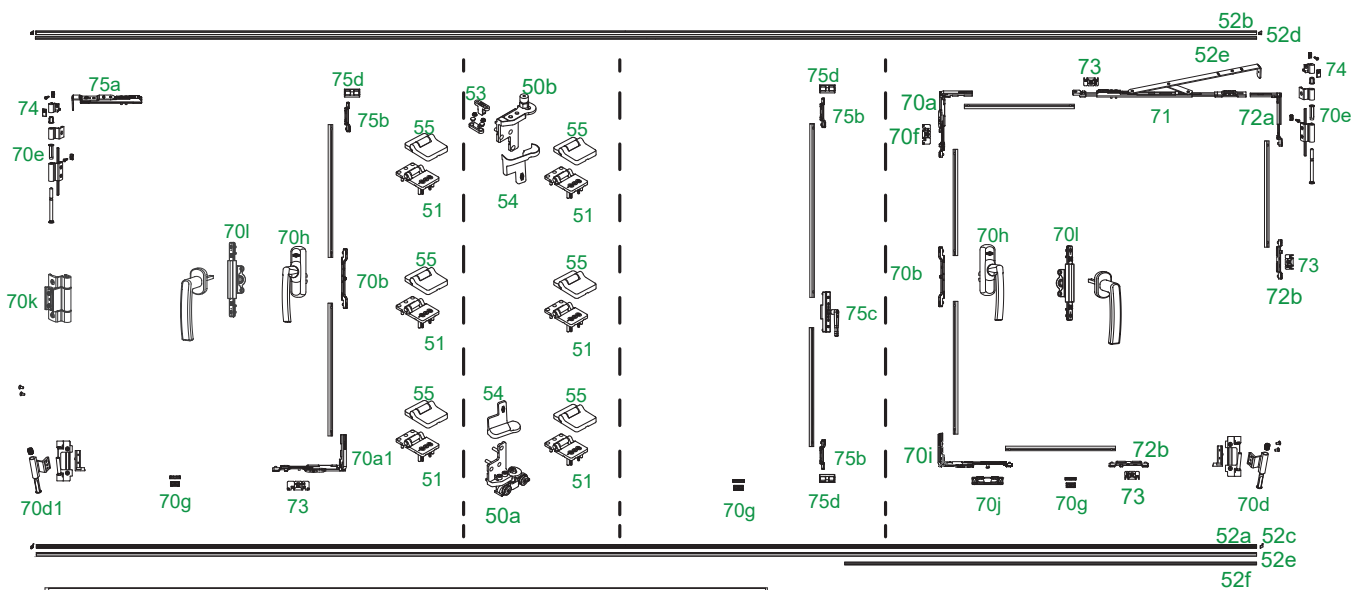
70a	Corner Slider Set	page 125	75a	Top Stay Hinge	page 120
70a1	Corner Slider Set	page 125	75b	Double Sash Shootbolt	page 144-145
70b	Connector Set	page 142	75c	Aluminium Double Sash Hidden Handle	page 145
70c	Bottom Locking Set	page 142	75d	Shootbolt Striker	page 148
70d	Bottom Hinge Set	page 142	50a	Fold & Slide Bottom Bogie (Aluminium)	page 230
70d1	Bottom Hinge Set L	page 142	50b	Fold & Slide Top Bogie (Aluminium)	page 230
70e	Top Hinge Set	page 142	51	Fold & Slide Hinge	page 231
70f	Mishandling Device Striker	page 142	52a	Fold&Slide Bottom Rail	page 234
70g	Run up Block	page 142	52b	Fold&Slide Top Rail	page 234
70h	Handle	page 142	52c	Fold&Slide Bottom Rail Side Covers	page 234
71	Aluminium T&T Stay	page 150	52d	Fold&Slide Top Rail Side Covers	page 234
72a	Center Locking Set	page 152	52e	Fold&Slide Rail Screw Covers	page 234
72b	Supplementary Locking Set	page 153	52f	Fold&Slide Bottom Rail Top Covers	page 234
70k	Turn Only Hinge (Optional)	page 92	53	Fold&Slide Sash Retain	page 235
70l	Handle Transmitter (Optional)	page 154	54	Fold&Slide Bogie Cover Set	page 230
73	Striker	page 100	55	Fold & Slide Hinge Cover Set	page 231
74	130 kg Weight Supporter (Optional)	page 153			



Fold & Slide (Euro Groove)

System Details (Example: Diagram 431) (Tilt & Turn System - Horizontal Application)

70a	Corner Slider Set	page 125	75a	Top Stay Hinge	page 120
70a1	Corner Slider Set	page 125	75b	Double Sash Shootbolt	page 144-145
70b	Connector Set	page 142	75c	Aluminium Double Sash Hidden Handler	page 145
70c	Bottom Locking Set	page 142	75d	Shootbolt Striker	page 148
70d	Bottom Hinge Set	page 142	50a	Fold & Slide Bottom Bogie (Aluminium)	page 230
70d1	Bottom Hinge Set L	page 142	50b	Fold & Slide Top Bogie (Aluminium)	page 230
70e	Top Hinge Set	page 142	51	Fold & Slide Hinge	page 231
70f	Mishandling Device Striker	page 142	52a	Fold&Slide Bottom Rail	page 234
70g	Run up Block	page 142	52b	Fold&Slide Top Rail	page 234
70h	Handle	page 142	52c	Fold&Slide Bottom Rail Side Covers	page 234
71	Aluminium T&T Stay	page 150	52d	Fold&Slide Top Rail Side Covers	page 234
72a	Center Locking Set	page 152	52e	Fold&Slide Rail Screw Covers	page 234
72b	Supplementary Locking Set	page 153	52f	Fold&Slide Bottom Rail Top Covers	page 234
70k	Turn Only Hinge (Optional)	page 92	53	Fold&Slide Sash Retain	page 235
70l	Handle Transmitter (Optional)	page 154	54	Fold&Slide Bogie Cover Set	page 230
73	Striker	page 100	55	Fold & Slide Hinge Cover Set	page 231
74	130 kg Weight Supporter (Optional)	page 153			



Fold & Slide System Components

Fold & Slide System

Packing & Contents

No	Description	Size / Axis	Color					Diagram (Qty)										
			White (RAL 9016)	Brown (RAL 8022)	Silver	Black (RAL 9005)	Anthracite Grey (RAL 7016)	Diagram 330	Diagram 321	Diagram 431	Diagram 550	Diagram 541	Diagram 532	Diagram 651	Diagram 633	Diagram 770	Diagram 761	Diagram 743
50	Low Trashold Fold & Slide Bogie Set (PVC & Timber)	-	V.4700.0002					1	1	1	2	2	2	2	2	3	3	3
	Low Trashold Fold & Slide Bogie Set (Aluminium)		V.4705.0002															
54	Low Trashold Fold & Slide Bogie Cover Set	-	V.4700.0107	V.4700.0108	V.4700.0110	V.4700.0116	V.4700.0132	1	1	1	2	2	2	2	3	3	3	
51	Fold & Slide Hinge	18/38	V.4701.0102					6	3	6	12	9	9	12	12	18	15	15
		28/48	V.4701.0202															
		42/38	V.4701.0302															
		28/38	V.4701.0402															
		42/48	V.4701.0502															
		18/44	V.4701.0602															
		28/44	V.4701.0702															
55	Fold & Slide Hinge Cover Set	18/38 - 18/44	V.4701.0107	V.4701.0108	V.4701.0110	V.4701.0116	V.4701.0132	6	3	6	12	9	9	12	12	18	15	15
		28/48	V.4701.0207	V.4701.0208	V.4701.0210	V.4701.0216	V.4701.0232											
		42/38	V.4701.0307	V.4701.0308	V.4701.0310	V.4701.0316	V.4701.0332											
		28/38 - 28/44	V.4701.0407	V.4701.0408	V.4701.0410	V.4701.0416	V.4701.0432											
		42/48	V.4701.0507	V.4701.0508	V.4701.0510	V.4701.0516	V.4701.0532											
52	Low Trashold Fold & Slide Rail Set	1-3000	V.4702.0107	V.4702.0108	V.4702.0110	V.4702.0116	V.4702.0132	1	1	1	1	1	1	1	1	1	1	
		3001-4000	V.4702.0207	V.4702.0208	V.4702.0210	V.4702.0216	V.4702.0232											
		4001-5000	V.4702.0307	V.4702.0308	V.4702.0310	V.4702.0316	V.4702.0332											
		5001-6500	V.4702.0407	V.4702.0408	V.4702.0410	V.4702.0416	V.4702.0432											
53	Fold & Slide Sash Retain	-	V.4704.0107	V.4704.0108	V.4704.0110	V.4702.0516	V.4702.0532	2	1	2	2	2	3	2	4	2	2	4

Diagram Example: PVC / 4 m / White / 18-38 Axis / Diagram 431

No	Description	Size / Axis	Renk					Diagram (Qty)										
			White (RAL 9016)	Brown (RAL 8022)	Silver	Black (RAL 9005)	Anthracite Grey (RAL 7016)	Diagram 330	Diagram 321	Diagram 431	Diagram 550	Diagram 541	Diagram 532	Diagram 651	Diagram 633	Diagram 770	Diagram 761	Diagram 743
50	Low Trashold Fold & Slide Bogie Set (PVC & Timber)	-	V.4700.0002					1	1	1	2	2	2	2	2	3	3	3
	Low Trashold Fold & Slide Bogie Set (Aluminium)		V.4705.0002															
54	Low Trashold Fold & Slide Bogie Cover Set	-	V.4700.0107	V.4700.0108	V.4700.0110	V.4700.0116	V.4700.0132	1	1	1	2	2	2	2	3	3	3	
51	Fold & Slide Hinge	18/38	V.4701.0102					6	3	6	12	9	9	12	12	18	15	15
		28/48	V.4701.0202															
		42/38	V.4701.0302															
		28/38	V.4701.0402															
		42/48	V.4701.0502															
		18/44	V.4701.0602															
		28/44	V.4701.0702															
55	Fold & Slide Hinge Cover Set	18/38 - 18/44	V.4701.0107	V.4701.0108	V.4701.0110	V.4701.0116	V.4701.0132	6	3	6	12	9	9	12	12	18	15	15
		28/48	V.4701.0207	V.4701.0208	V.4701.0210	V.4701.0216	V.4701.0232											
		42/38	V.4701.0307	V.4701.0308	V.4701.0310	V.4701.0316	V.4701.0332											
		28/38 - 28/44	V.4701.0407	V.4701.0408	V.4701.0410	V.4701.0416	V.4701.0432											
		42/48	V.4701.0507	V.4701.0508	V.4701.0510	V.4701.0516	V.4701.0532											
52	Low Trashold Fold & Slide Rail Set	1-3000	V.4702.0107	V.4702.0108	V.4702.0110	V.4702.0116	V.4702.0132	1	1	1	1	1	1	1	1	1	1	
		3001-4000	V.4702.0207	V.4702.0208	V.4702.0210	V.4702.0216	V.4702.0232											
		4001-5000	V.4702.0307	V.4702.0308	V.4702.0310	V.4702.0316	V.4702.0332											
		5001-6500	V.4702.0407	V.4702.0408	V.4702.0410	V.4702.0416	V.4702.0432											
53	Fold & Slide Sash Retain	-	V.4704.0107	V.4704.0108	V.4704.0110	V.4704.0116	V.4704.0132	2	1	2	2	2	3	2	4	2	2	4

Low Trashold Fold & Slide System



Packing & Contents

No	Description	Size / Axis	Color					Diagram (Qty)											
			White (RAL 9016)	Brown (RAL 8022)	Silver	Black (RAL 9005)	Anthracite Grey (RAL 7016)	Diagram 330	Diagram 321	Diagram 431	Diagram 550	Diagram 541	Diagram 532	Diagram 651	Diagram 633	Diagram 770	Diagram 761	Diagram 743	
50a	Low Trashold Fold & Slide Bogie Set (PVC & Timber)	-	V.4710.0002					1	1	1	2	2	2	2	2	3	3	3	3
	Low Trashold Fold & Slide Bogie Set (Aluminium)		V.4715.0002																
54a	Low Trashold Fold & Slide Bogie Cover Set	-	V.4710.0107	V.4710.0108	V.4710.0110	V.4710.0116	V.4710.0132	1	1	1	2	2	2	2	2	3	3	3	
51	Fold & Slide Hinge	18/38	V.4701.0102					6	3	6	12	9	9	12	12	18	15	15	
		28/48	V.4701.0202																
		42/38	V.4701.0302																
		28/38	V.4701.0402																
		42/48	V.4701.0502																
		18/44	V.4701.0602																
		28/44	V.4701.0702																
55	Fold & Slide Hinge Cover Set	18/38 -18/44	V.4701.0107	V.4701.0108	V.4701.0110	V.4701.0116	V.4701.0132	6	3	6	12	9	9	12	12	18	15	15	
		28/48	V.4701.0207	V.4701.0208	V.4701.0210	V.4701.0216	V.4701.0232												
		42/38	V.4701.0307	V.4701.0308	V.4701.0310	V.4701.0316	V.4701.0332												
		28/38 -28/44	V.4701.0407	V.4701.0408	V.4701.0410	V.4701.0416	V.4701.0432												
		42/48	V.4701.0507	V.4701.0508	V.4701.0510	V.4701.0516	V.4701.0532												
52	Low Trashold Fold & Slide Rail Set	1-3000	V.4712.0107	V.4712.0108	V.4712.0110	V.4712.0116	V.4712.0132	1	1	1	1	1	1	1	1	1	1	1	
		3001-4000	V.4712.0207	V.4712.0208	V.4712.0210	V.4712.0216	V.4712.0232												
		4001-5000	V.4712.0307	V.4712.0308	V.4712.0310	V.4712.0316	V.4712.0332												
		5001-6500	V.4712.0407	V.4712.0408	V.4712.0410	V.4712.0416	V.4712.0432												
53	Fold & Slide Sash Retain	-	V.4704.0107	V.4704.0108	V.4704.0110	V.4704.0116	V.4704.0132	2	1	2	2	2	3	2	4	2	2	4	

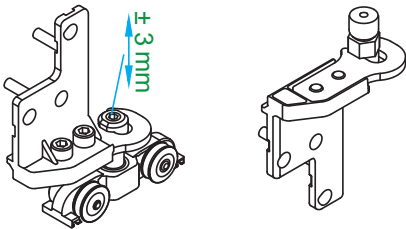
Diagram Example: PVC / 4 m / White / 18-38 Axis / Diagram 431

No	Description	Size / Axis	Renk					Diagram (Qty)											
			White (RAL 9016)	Brown (RAL 8022)	Silver	Black (RAL 9005)	Anthracite Grey (RAL 7016)	Diagram 330	Diagram 321	Diagram 431	Diagram 550	Diagram 541	Diagram 532	Diagram 651	Diagram 633	Diagram 770	Diagram 761	Diagram 743	
50a	Low Trashold Fold & Slide Bogie Set (PVC & Timber)	-	V.4710.0002					1	1	1	2	2	2	2	2	3	3	3	3
	Low Trashold Fold & Slide Bogie Set (Aluminium)		V.4715.0002																
54a	Low Trashold Fold & Slide Bogie Cover Set	-	V.4710.0107	V.4710.0108	V.4710.0110	V.4710.0116	V.4710.0132	1	1	1	2	2	2	2	2	3	3	3	
51	Fold & Slide Hinge	18/38	V.4701.0102					6	3	6	12	9	9	12	12	18	15	15	
		28/48	V.4701.0202																
		42/38	V.4701.0302																
		28/38	V.4701.0402																
		42/48	V.4701.0502																
		18/44	V.4701.0602																
		28/44	V.4701.0702																
55	Fold & Slide Hinge Cover Set	18/38 -18/44	V.4701.0107	V.4701.0108	V.4701.0110	V.4701.0116	V.4701.0132	6	3	6	12	9	9	12	12	18	15	15	
		28/48	V.4701.0207	V.4701.0208	V.4701.0210	V.4701.0216	V.4701.0232												
		42/38	V.4701.0307	V.4701.0308	V.4701.0310	V.4701.0316	V.4701.0332												
		28/38 -28/44	V.4701.0407	V.4701.0408	V.4701.0410	V.4701.0416	V.4701.0432												
		42/48	V.4701.0507	V.4701.0508	V.4701.0510	V.4701.0516	V.4701.0532												
52	Low Trashold Fold & Slide Rail Set	1-3000	V.4712.0107	V.4712.0108	V.4712.0110	V.4712.0116	V.4712.0132	1	1	1	1	1	1	1	1	1	1	1	
		3001-4000	V.4712.0207	V.4712.0208	V.4712.0210	V.4712.0216	V.4712.0232												
		4001-5000	V.4712.0307	V.4712.0308	V.4712.0310	V.4712.0316	V.4712.0332												
		5001-6500	V.4712.0407	V.4712.0408	V.4712.0410	V.4712.0416	V.4712.0432												
53	Fold & Slide Sash Retain	-	V.4704.0107	V.4704.0108	V.4704.0110	V.4704.0116	V.4704.0132	2	1	2	2	2	3	2	4	2	2	4	

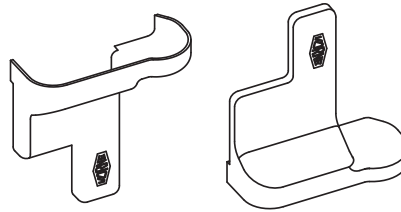
Fold & Slide Bogie Set

	Article Code	Description	Qty
A	V.4700.0002	Fold&Slide Bogie Set (PVC & Timber)	1
	V.4705.0002	Fold&Slide Bogie Set (Aluminium)	1
B	V.4700.01xx	Fold&Slide Bogie Cover Set	3
C	V.4710.0002	Low Trashold Fold&Slide Bogie Set (PVC & Timber)	1
	V.4715.0002	Low Trashold Fold&Slide Bogie Set (Aluminium)	1
D	V.4710.01xx	Low Trashold Fold&Slide Bogie Cover Set	3

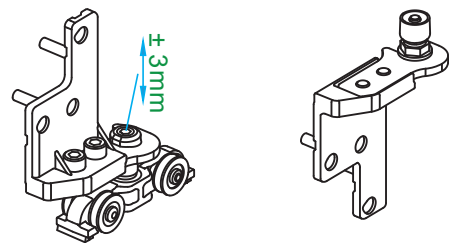
A



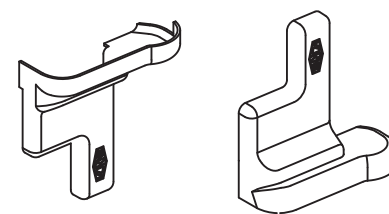
B



C



D



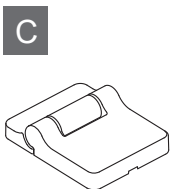
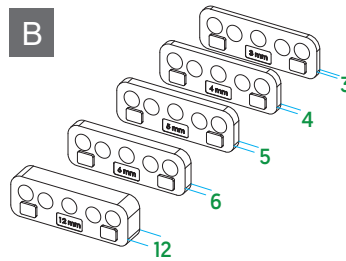
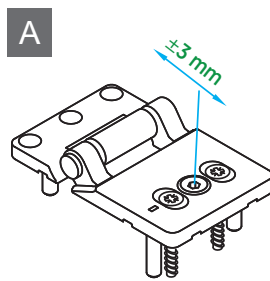
PVC	✓	
Timber	✓	
Aluminium	✓	

*XX	Colors
07	White RAL 9016
08	Black Brown RAL 8022
10	Silver
16	Black RAL 9005
32	Anthracite Grey RAL 7016

Fold & Slide Hinge Set



	Article Code	Description	Qty
A	V.4701.0102	Fold&Slide Hinge (18-38)	3
	V.4701.0402	Fold&Slide Hinge (28-38)	3
	V.4701.0202	Fold&Slide Hinge (28-48)	3
	V.4701.0302	Fold&Slide Hinge (42-38)	3
	V.4701.0502	Fold&Slide Hinge (42-48)	3
	V.4701.0602	Fold&Slide Hinge (18-44)	3
	V.4701.0702	Fold&Slide Hinge (28-44)	3
B	V.4703.01xx	Fold&Slide Hinge Packers (18)	1
	V.4703.02xx	Fold&Slide Hinge Packers (28)	1
C	V.4701.01xx	Fold&Slide Hinge Cover Set (18-38/44)	6
	V.4701.04xx	Fold&Slide Hinge Cover Set (28-38/44)	6
	V.4701.02xx	Fold&Slide Hinge Cover Set (28-48)	6
	V.4701.03xx	Fold&Slide Hinge Cover Set (42-38)	6
	V.4701.05xx	Fold&Slide Hinge Cover Set (42-48)	6

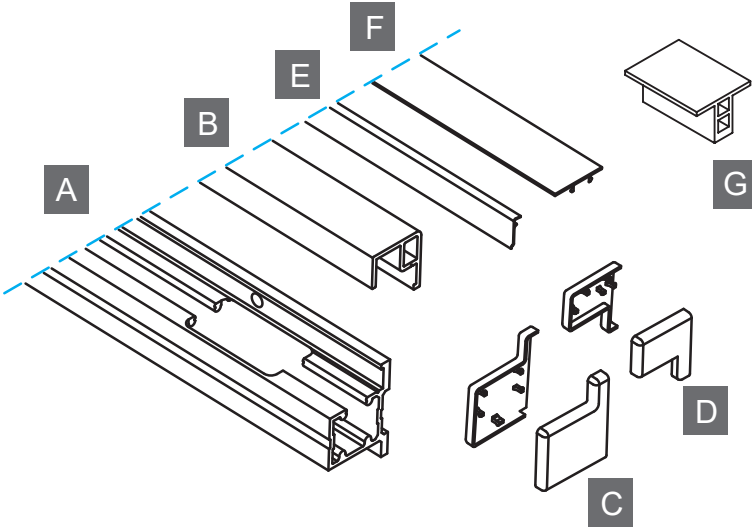


PVC	✓	
Timber	✓	
Aluminium	✓	

*XX	Colors
07	White RAL 9016
08	Black Brown RAL 8022
10	Silver
16	Black RAL 9005
32	Anthracite Grey RAL 7016

Fold & Slide Rail Set

Ürün Kodu	Ürün Adı	Adet
V.4702.01xx	Katlanır Sürme Ray Grubu (3mm)	1
V.4702.02xx	Katlanır Sürme Ray Grubu (4mm)	1
V.4702.03xx	Katlanır Sürme Ray Grubu (5mm)	1
V.4702.04xx	Katlanır Sürme Ray Grubu (6,5mm)	1



Ray Grubu İçerikleri

	Ürün Kodu	Ürün Adı	Adet
A	V.4702.11xx	Katlanır Sürme Hareket Rayı (3mm)	1
	V.4702.12xx	Katlanır Sürme Hareket Rayı (4mm)	1
	V.4702.13xx	Katlanır Sürme Hareket Rayı (5mm)	1
	V.4702.14xx	Katlanır Sürme Hareket Rayı (6.5mm)	1
B	V.4702.15xx	Katlanır Sürme Yönlendirme Rayı (3mm)	1
	V.4702.16xx	Katlanır Sürme Yönlendirme Rayı (4mm)	1
	V.4702.17xx	Katlanır Sürme Yönlendirme Rayı (5mm)	1
	V.4702.18xx	Katlanır Sürme Yönlendirme Rayı (6.5mm)	1
C	V.4702.21xx	Katlanır Sürme Hareket Rayı Yan Kapakları	1
D	V.4702.31xx	Katlanır Sürme Yönlendirme Rayı Yan Kapakları	1
E	V.4702.41xx	Katlanır Sürme Ray Vida Kapağı	1
	V.4702.42xx	Katlanır Sürme Ray Vida Kapağı	1
	V.4702.43xx	Katlanır Sürme Ray Vida Kapağı	1
	V.4702.44xx	Katlanır Sürme Ray Vida Kapağı	1
F	V.4702.51xx	Katlanır Sürme Hareket Rayı Üst Kapağı	1
G	V.5005.0300	VORNE Katlanır Sürme Ray Şablonu 20 bini	1

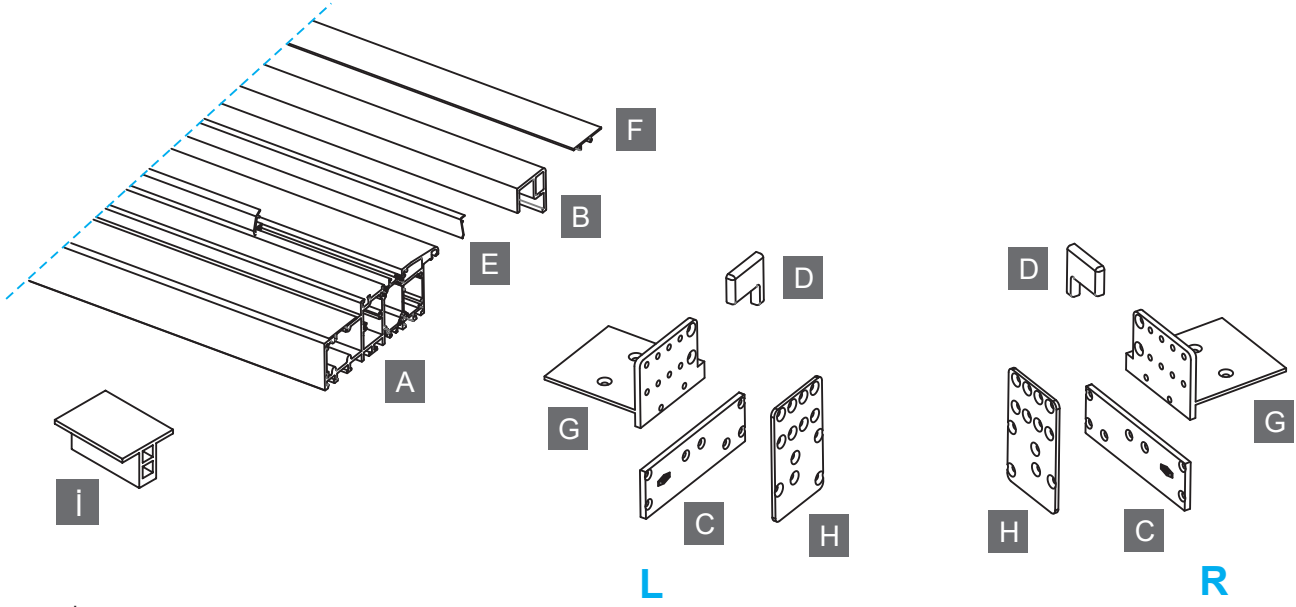
PVC	✓	
Timber	✓	
Aluminium	✓	

*XX	Colors
07	White RAL 9016
08	Black Brown RAL 8022
10	Silver
16	Black RAL 9005
32	Anthracite Grey RAL 7016

Low Threshold Fold & Slide Rail Set



Ürün Kodu	Ürün Adı	Adet
V.4712.01xx	Alçak Eşik Katlanır Sürme Ray Grubu (3mm)	1
V.4712.02xx	Alçak Eşik Katlanır Sürme Ray Grubu (4mm)	1
V.4712.03xx	Alçak Eşik Katlanır Sürme Ray Grubu (5mm)	1
V.4712.04xx	Alçak Eşik Katlanır Sürme Ray Grubu (6,5mm)	1



Ray Grubu İçerikleri

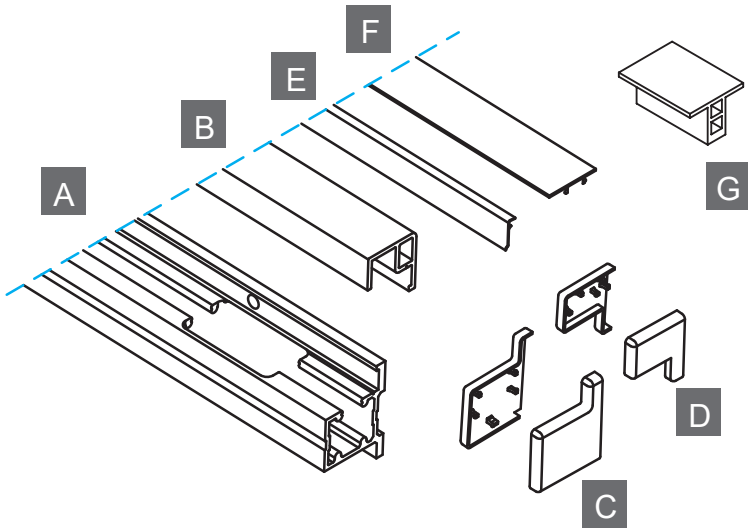
	Ürün Kodu	Ürün Adı	Adet
A	V.4712.11xx	Alçak Eşik Katlanır Sürme Hareket Rayı (3mm)	1
	V.4712.12xx	Alçak Eşik Katlanır Sürme Hareket Rayı (4mm)	1
	V.4712.13xx	Alçak Eşik Katlanır Sürme Hareket Rayı (5mm)	1
	V.4712.14xx	Alçak Eşik Katlanır Sürme Hareket Rayı (6,5mm)	1
B	V.4702.15xx	Katlanır Sürme Yönlendirme Rayı (3mm)	1
	V.4702.16xx	Katlanır Sürme Yönlendirme Rayı (4mm)	1
	V.4702.17xx	Katlanır Sürme Yönlendirme Rayı (5mm)	1
	V.4702.18xx	Katlanır Sürme Yönlendirme Rayı (6,5mm)	1
C	V.4712.21xx	Alçak Eşik Katlanır Sürme Hareket Rayı Yan Kapakları	2
D	V.4702.31xx	Katlanır Sürme Yönlendirme Rayı Yan Kapakları	2
E	V.4702.41xx	Katlanır Sürme Ray Vida Kapağı	1
	V.4702.42xx	Katlanır Sürme Ray Vida Kapağı	1
	V.4702.43xx	Katlanır Sürme Ray Vida Kapağı	1
	V.4702.44xx	Katlanır Sürme Ray Vida Kapağı	1
F	V.4702.51xx	Katlanır Sürme Hareket Rayı Üst Kapağı	1
G	V.4712.61xx	Alçak Eşik Alt Ray Destek	2
H	V.4712.7102	Alçak Eşik Alt Ray Kasa Birleştirici	2
i	V.5005.0300	Vorne Katlanır Sürme Ray Şablonu 20 bini	1

*XX	Colors
07	White RAL 9016
08	Black Brown RAL 8022
10	Silver
16	Black RAL 9005
32	Anthracite Grey RAL 7016

PVC	✓	
Timber	✓	
Aluminium	✓	

Fold & Slide Rail Set (Euro Groove)

Article Code	Article	Qty
V.4707.01xx	Fold & Slide Rail Set (3mm)	1
V.4707.02xx	Fold & Slide Rail Set (4mm)	1
V.4707.03xx	Fold & Slide Rail Set (5mm)	1
V.4707.04xx	Fold & Slide Rail Set (6,5mm)	1



Ray Set Contents

	Article Code	Article	Qty
A	V.4702.11xx	Fold&Slide Bottom Rail (3mm)	1
	V.4702.12xx	Fold&Slide Bottom Rail (4mm)	1
	V.4702.13xx	Fold&Slide Bottom Rail (5mm)	1
	V.4702.14xx	Fold&Slide Bottom Rail (6,5mm)	1
B	V.4702.15xx	Fold&Slide Top Rail (3mm)	1
	V.4702.16xx	Fold&Slide Top Rail (4mm)	1
	V.4702.17xx	Fold&Slide Top Rail (5mm)	1
	V.4702.18xx	Fold&Slide Top Rail (6,5mm)	1
C	V.4702.21xx	Fold&Slide Bottom Rail Side Covers	1
D	V.4702.31xx	Fold&Slide Top Rail Side Covers	1
E	V.4702.41xx	Fold&Slide Rail Screw Covers	1
	V.4702.42xx	Fold&Slide Rail Screw Covers	1
	V.4702.43xx	Fold&Slide Rail Screw Covers	1
	V.4702.44xx	Fold&Slide Rail Screw Covers	1
F	V.4702.51xx	Fold&Slide Bottom Rail Top Covers	1
G	V.5005.0600	Vorne Fold & Slide Rail Jig 18 Sash Overlap	1

*XX	Colors
07	White RAL 9016
08	Black Brown RAL 8022
10	Silver
16	Black RAL 9005
32	Anthracite Grey RAL 7016

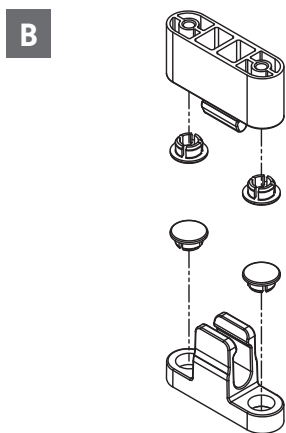
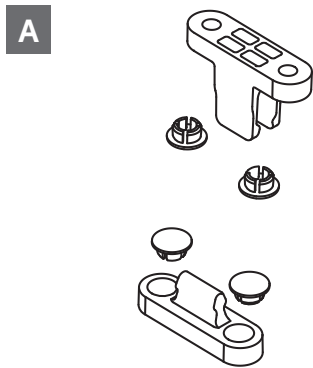
PVC
Timber
Aluminium



Fold&Slide Sash Retain



	Article Code	Article	Qty
A	V.4704.01xx	Fold & Slide Sash Retain	2
B	V.4706.01xx	Fold & Slide Sash Retain (With Adaptor)	2



PVC	✓	
Timber	✓	
Aluminium	✓	

*XX	Colors
07	White RAL 9016
08	Black Brown RAL 8022
10	Silver
16	Black RAL 9005
32	Anthracite Grey RAL 7016

Lift & Slide System

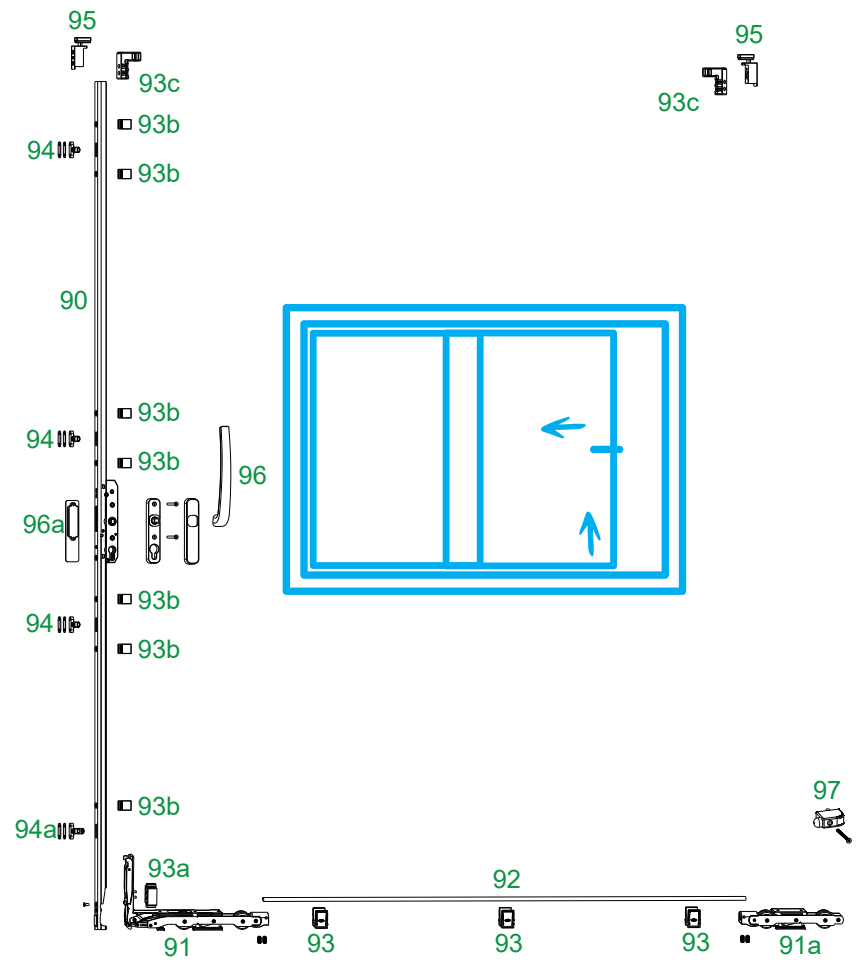


Lift & Slide System Chart



300 kg

90	LS Gear	page 242
91	LS Corner Bogie	page 243
91a	LS Rear Bogie	page 243
92	LS Connecting Rod	page 244
93	LS Bottom Guide	page 245
93a	LS Boige Support Block	page 246
93b	LS Gear Support Block	page 248
93c	LS Front Guide Packers	page 247
94	LS Striker	page 249
94a	LS Ventilation Striker	page 251
95	LS Front Guide Set	page 247
96	LS Handle	page 343
96a	LS Built-in Handle	page 253
97	LS Stopper	page 252



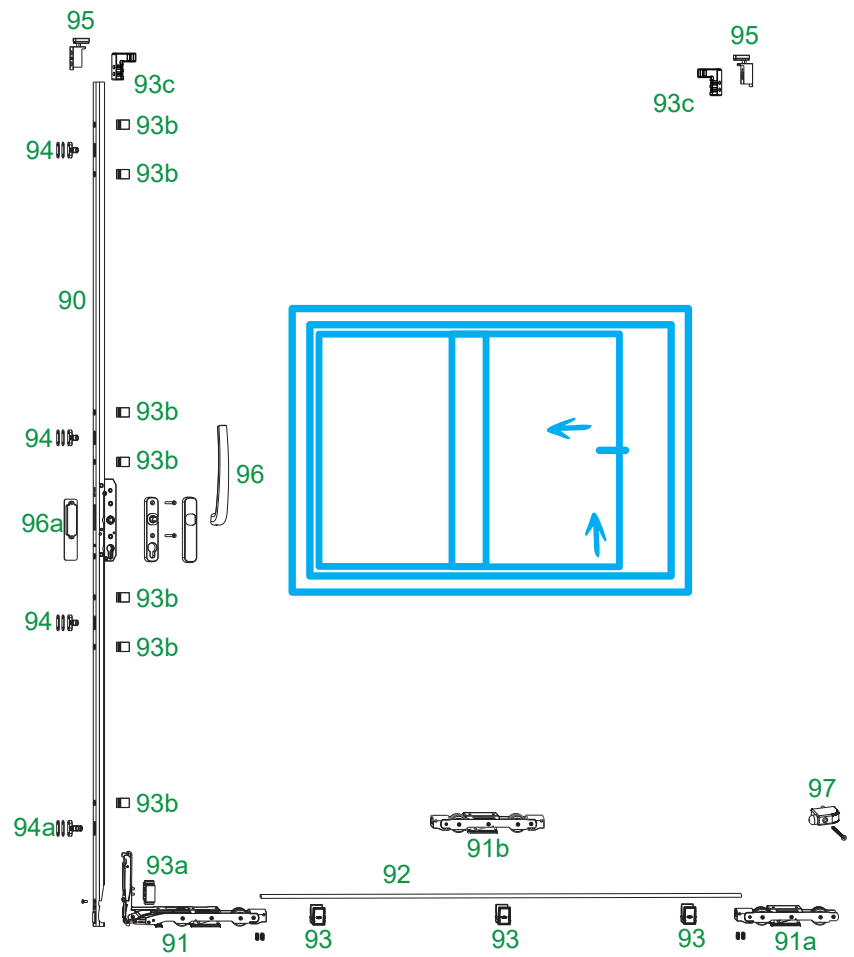
Range of Use

Sash Rectangular Width	700-3300mm
Sash Rectangular Height	500-3000mm
Sash Weight	maks. 300 kg

Lift & Slide System Chart

400 kg

90	LS Gear	page 242
91	LS Corner Bogie	page 243
91a	LS Rear Bogie	page 243
91b	LS Additional Bogie	page 243
92	LS Connecting Rod	page 244
93	LS Bottom Guide	page 245
93a	LS Boige Support Block	page 246
93b	LS Gear Support Block	page 248
93c	LS Front Guide Packers	page 247
94	LS Striker	page 249
94a	LS Ventilation Striker	page 251
95	LS Front Guide Set	page 247
96	LS Handle	page 343
96a	LS Built-in Handle	page 253
97	LS Stopper	page 252



Range of Use

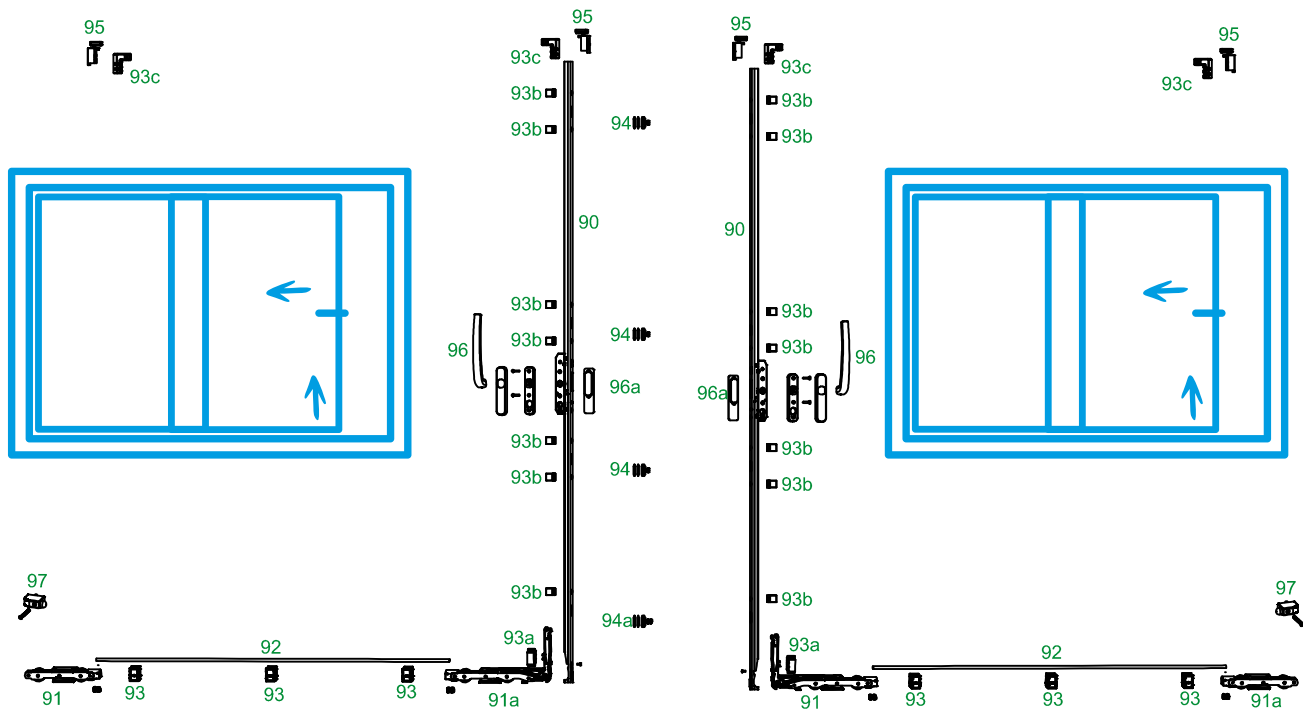
Sash Rectangular Width	700-3300mm
Sash Rectangular Height	500-3000mm
Sash Weight	maks. 400 kg

Lift & Slide System Chart



Double Sash Application

90	LS Gear	page 242
91	LS Corner Bogie	page 243
92	LS Connecting Rod	page 244
93	LS Bottom Guide	page 245
93a	LS Gear Support Block	page 248
93c	LS Front Guide Packers	page 247
94	LS Striker	page 249
94a	LS Ventilation Striker	page 251
95	LS Front Guide Set	page 247
96	LS Handle	page 343
96a	LS Built-in Handle	page 253
97	LS Stopper	page 252



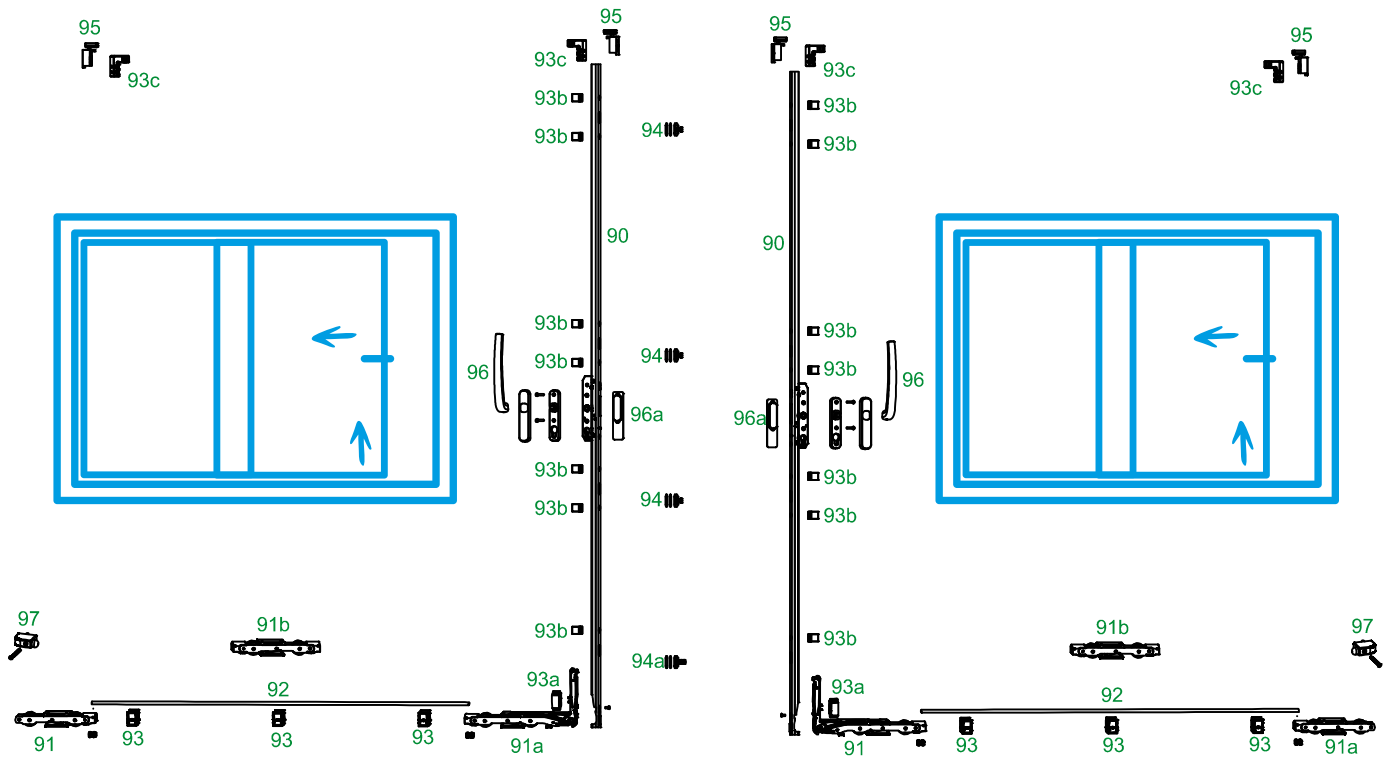
Range of Use

Sash Rectangular Width	700-3300mm
Sash Rectangular Height	500-3000mm
Sash Weight	maks. 300 kg

Lift & Slide System Chart

Double Sash Application

90	LS Gear	page 242
91	LS Corner Bogie	page 243
91a	LS Rear Bogie	page 243
91b	KS Ek Arka Bogie	page 243
92	LS Connecting Rod	page 244
93	LS Bottom Guide	page 245
93a	LS Boige Support Block	page 246
93b	LS Gear Support Block	page 248
93c	LS Front Guide Packers	page 247
94	LS Striker	page 249
94a	LS Ventilation Striker	page 251
95	LS Front Guide Set	page 247
96	LS Handle	page 343
96a	LS Built-in Handle	page 253
97	LS Stopper	page 252




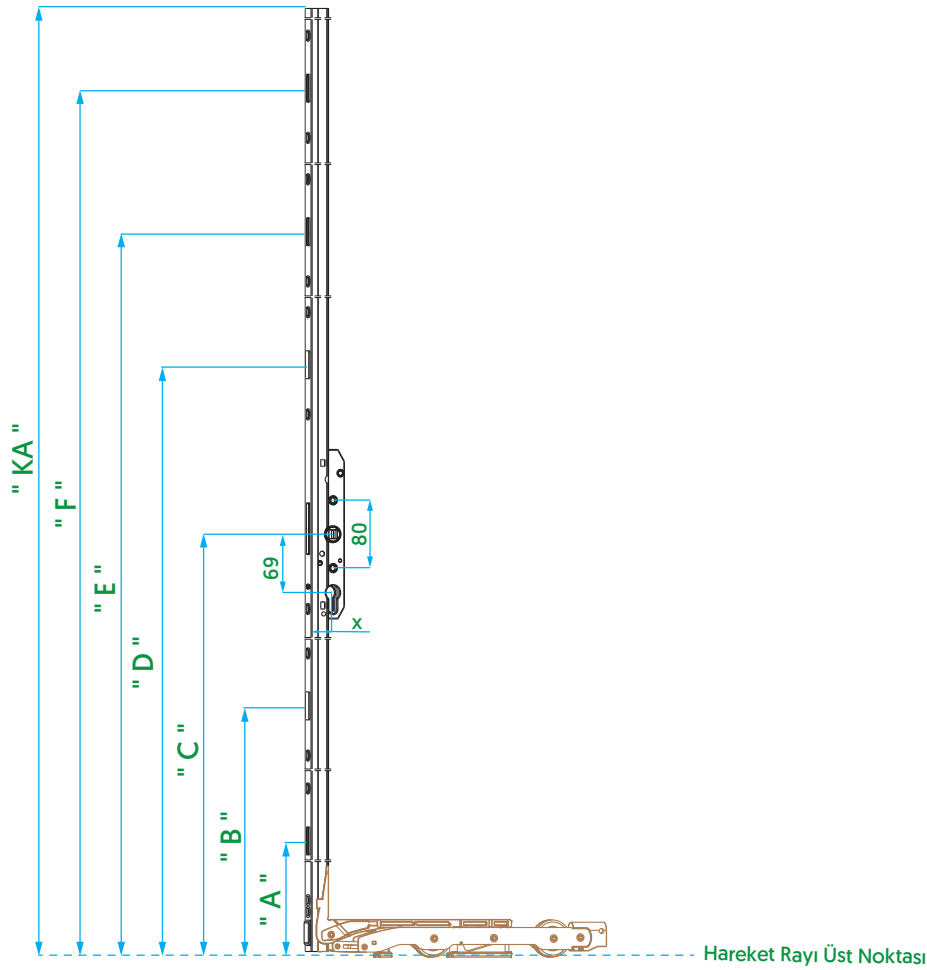
Range of Use

Sash Rectangular Width	700-3300mm
Sash Rectangular Height	500-3000mm
Sash Weight	maks. 400 kg

Lift & Slide System Components

Lift & Slide Gear

Article Code	Article	Qty	'X' [mm]	'A' [mm]	'B' [mm]	'C' [mm]	'D' [mm]	'E' [mm]	'F' [mm]	'KA' [mm]	
V.5910.0102	Lift & Slide Gear	1	27,5	243	593	400	1193	-	-	501-1700	7
V.5910.0202	Lift & Slide Gear	1	27,5	243	593	1000	1193	-	-	1100-1700	8
V.5910.0302	Lift & Slide Gear	1	27,5	243	743	1000	1193	1593	-	1701-2200	10
V.5910.0402	Lift & Slide Gear	1	27,5	243	743	1000	1193	1593	-	2201-2600	10
V.5910.0502	Lift & Slide Gear	1	27,5	243	743	1000	1193	1593	2393	2601-3000	12
V.5920.0102	Lift & Slide Gear	1	37,5	243	593	400	1193	-	-	501-1700	7
V.5920.0202	Lift & Slide Gear	1	37,5	243	593	1000	1193	-	-	1100-1700	8
V.5920.0302	Lift & Slide Gear	1	37,5	243	743	1000	1193	1593	-	1701-2200	10
V.5920.0402	Lift & Slide Gear	1	37,5	243	743	1000	1193	1593	-	2201-2600	10
V.5920.0502	Lift & Slide Gear	1	37,5	243	743	1000	1193	1593	2393	2601-3000	12

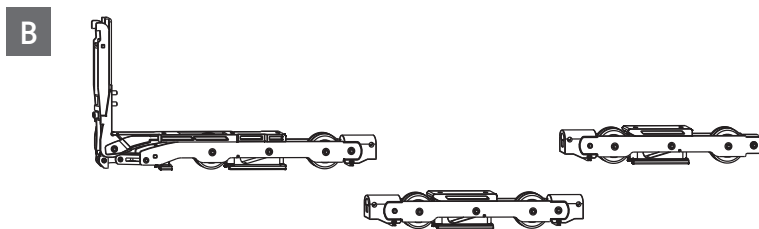
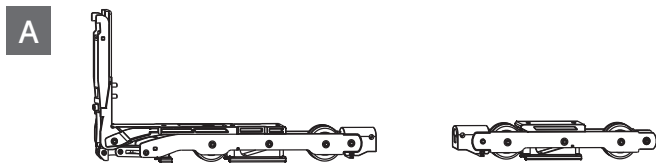


PVC	✓	
Timber	✓	
Aluminium	✓	

Lift & Slide Bogie Set



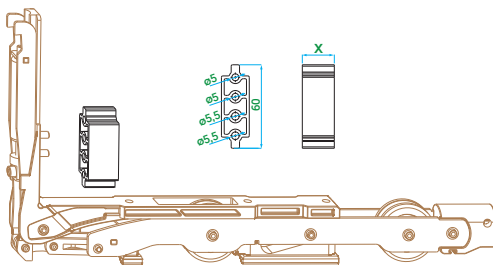
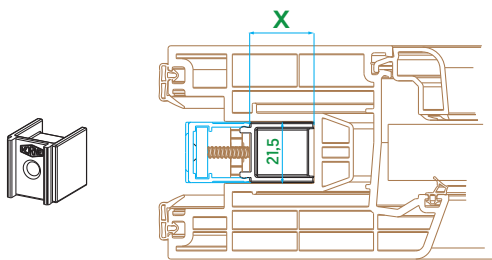
	Article Code	Article	Qty
A	V.5900.0102	300 kg Bogie Set	1
B	V.5900.0202	400 kg Bogie Set	1



PVC	✓	
Timber	✓	
Aluminium	✓	

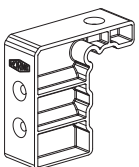
Lift & Slide Packers Set

Article Code	Article	'X' (mm)	Qty
V.5900.2080	LS Packers Set	8	1
V.5900.2110	LS Packers Set	11,5	1
V.5900.2150	LS Packers Set	15	1
V.5900.2160	LS Packers Set	16	1
V.5900.2180	LS Packers Set	18	1
V.5900.2200	LS Packers Set	20	1
V.5900.2210	LS Packers Set	21,5	1
V.5900.2220	LS Packers Set	22	1
V.5900.2230	LS Packers Set	23	1
V.5900.2250	LS Packers Set	25	1
V.5900.2270	LS Packers Set	27	1
V.5900.2300	LS Packers Set	30	1
V.5900.2310	LS Packers Set	31	1
V.5900.2320	LS Packers Set	32	1
V.5900.2350	LS Packers Set	35	1



Set

- 9 Qty Lift & Slide Packers
- 1 Qty Lift & Slide Packers
- 1 Qty Lift & Slide Front Guide Packers

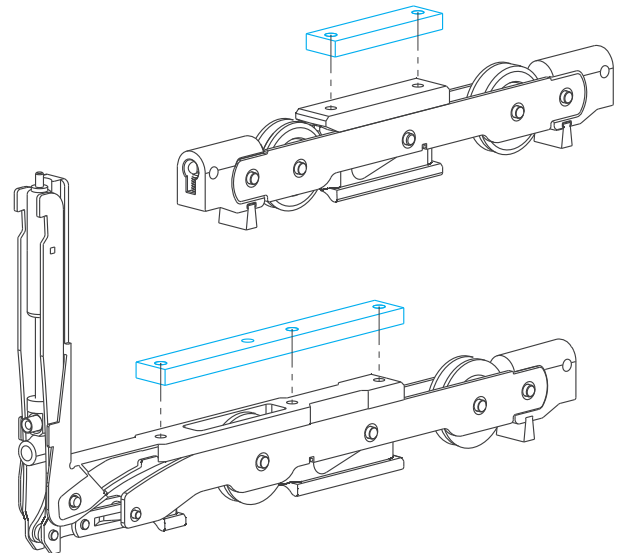
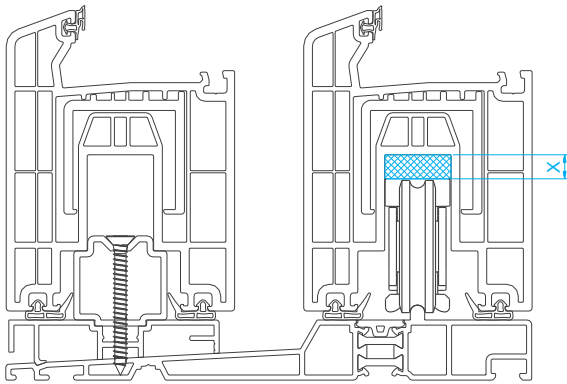


PVC	✓	
Timber	✓	
Aluminium	✓	

Lift & Slide Without Threshold Application System Packers



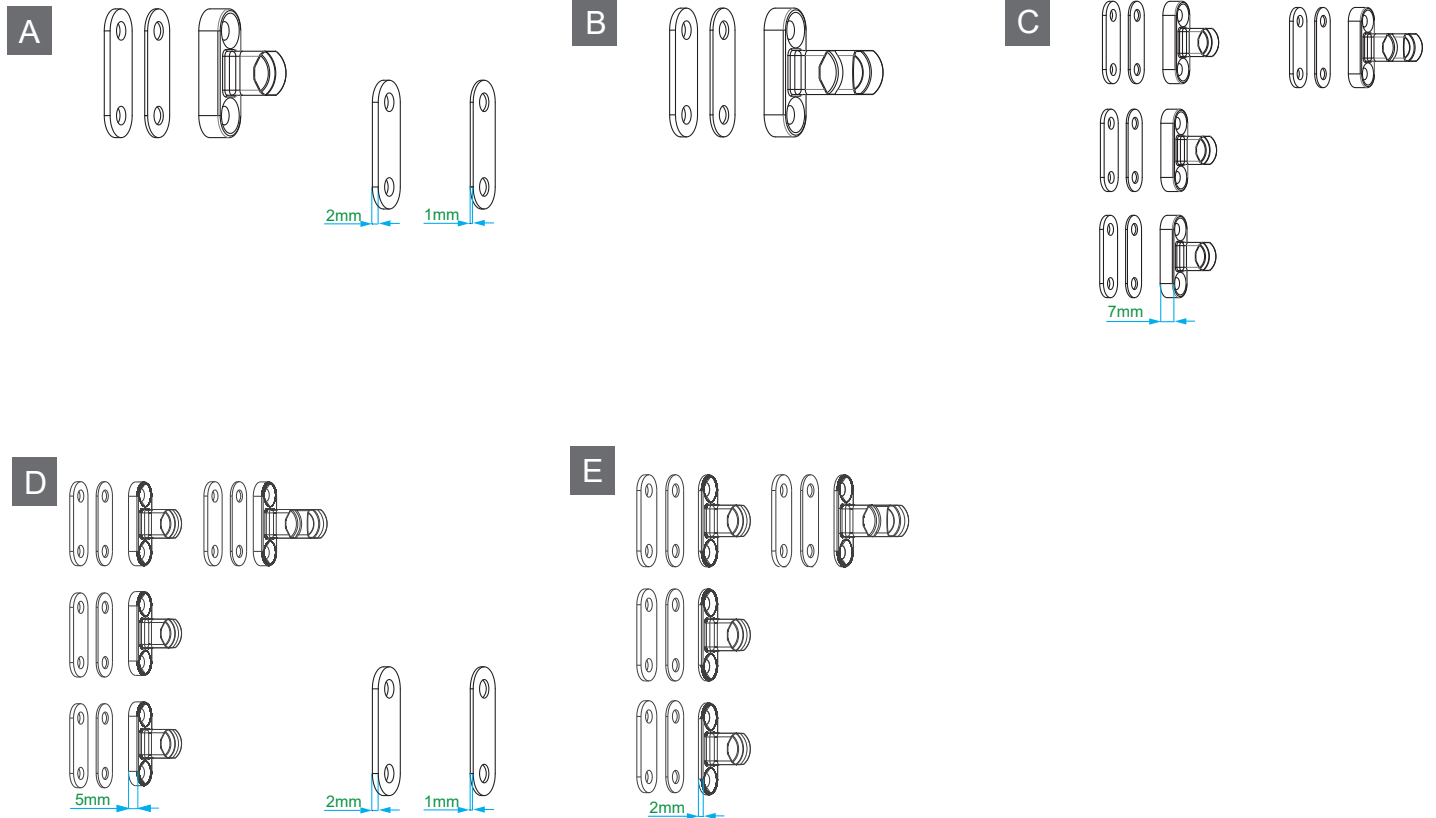
Article Code	Article	'X' [mm]	Qty
V.5900.3103	LS Without Threshold Packers	3	1
V.5900.3105	LS Without Threshold Packers	5	1
V.5900.3106	LS Without Threshold Packers	6	1
V.5900.3108	LS Without Threshold Packers	8	1
V.5900.3110	LS Without Threshold Packers	10,5	1



PVC	✓	
Timber	-	
Aluminium	✓	

Lift & Slide Strikers

	Article Code	Article	Qty	
A	V.5902.0102	LS Striker	10	2
B	V.5902.0202	LS Ventilation Striker	10	2
C	V.5900.0302	LS Striker Set (LS Striker 7mm : 3 Qty LS Ventilation Striker 7mm : 1 Qty)	1	8
D	V.5900.0402	LS Striker Set (LS Striker 7mm : 3 Qty LS Ventilation Striker 5mm : 1 Qty)	1	8
E	V.5900.0502	LS Striker Set (LS Striker 7mm : 3 Qty LS Ventilation Striker 2mm : 1 Qty)	1	8

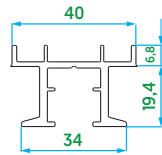
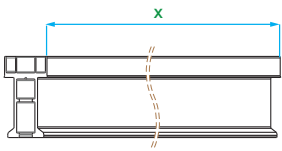
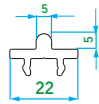
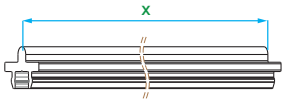
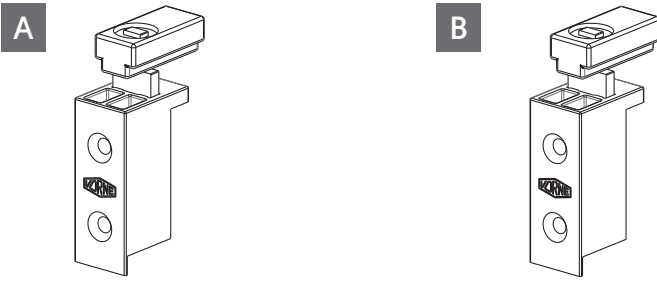


PVC	✓	
Timber	✓	
Aluminium	✓	

Lift & Slide Front Guide Set



	Ürün Kodu	Ürün Adı	'X' mm	Adet
A	V.5904.0102	KS Alt-Üst Ray & Merkezleyici Takımı	3000	1
	V.5904.0202	KS Alt-Üst Ray & Merkezleyici Takımı	4000	1
	V.5904.0302	KS Alt-Üst Ray & Merkezleyici Takımı	5000	1
	V.5904.0402	KS Alt-Üst Ray & Merkezleyici Takımı	6500	1
B	V.5904.0002	KS Merkezleyici Takımı*	6500	2




*Alüminyum kaldır sür profillerde, kaldır sür merkezleyici takımının kullanılmasına gerek olmayabilir.

PVC	✓	
Timber	✓	
Aluminium	✓	

Lift & Slide Connecting Rod

Article Code	Article	'X' [mm]	'KA' [mm]	Qty
V.5901.1.102	LS Connecting Rod 1. Size	907	500-1600	10
V.5901.1.202	LS Connecting Rod 2. Size	1407	1601-2100	10
V.5901.1.302	LS Connecting Rod 3. Size	1907	2101-2600	10
V.5901.1.402	LS Connecting Rod 3. Size	2757	2601-3300	10



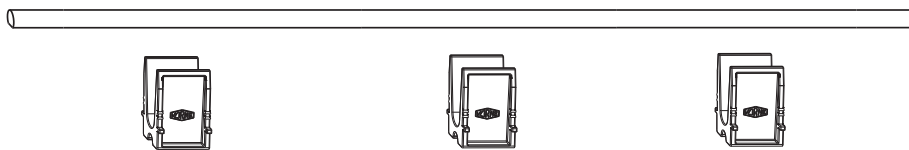
PVC	✓	
Timber	✓	
Aluminium	✓	



Lift & Slide Bottom Guide




Article Code	Article	Color	Qty	
V.5903.1016	LS Bottom Guide	Black	10	10

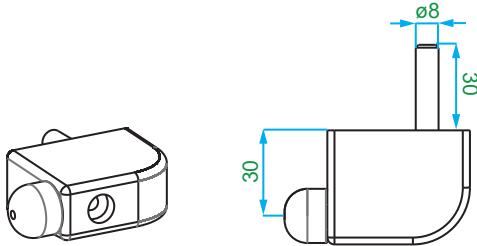


PVC	✓	
Timber	✓	
Aluminium	✓	

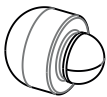
Lift & Slide Stoplayıcı

	Article Code	Article	Color	Qty	
A	V.5905.1007	LS Stopper	White	5	1
	V.5905.1016	LS Stopper	Black	5	1
B	V.5905.1107	LS Stopper Rubber	White	5	-
	V.5905.1116	LS Stopper Rubber	Black	5	-

A



B



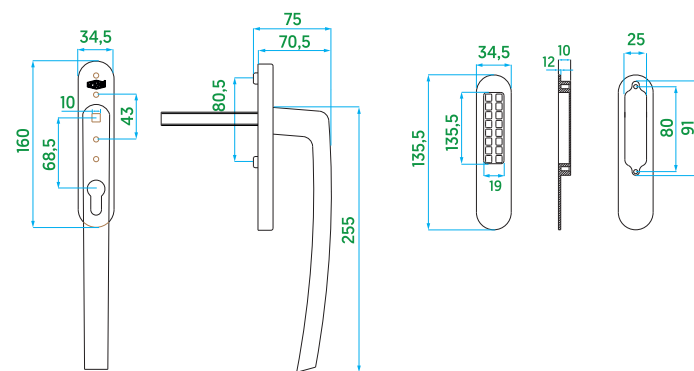
PVC	✓	
Timber	✓	
Aluminium	✓	

Lift & Slide Handle

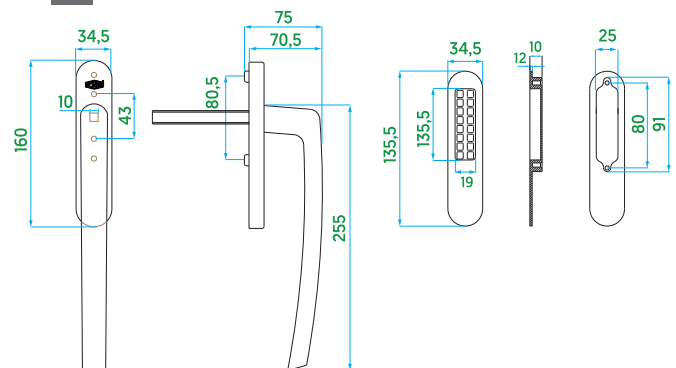


	Article Code	Article	Spindle Height	Color	Qty
A	T.0219.0107	LS Handle with cylinder	85	White	1
	T.0219.0110	LS Handle with cylinder	85	Silver	1
	T.0219.0116	LS Handle with cylinder	85	RAL 9005-Black	1
	T.0219.0132	LS Handle with cylinder	85	RAL 7016-Anthracite Grey	1
B	T.0219.0207	LS Handle	85	White	1
	T.0219.0210	LS Handle	85	Silver	1
	T.0219.0216	LS Handle	85	RAL 9005-Black	1
	T.0219.0232	LS Handle	85	RAL 7016-Anthracite Grey	1
C	T.0218.0107	LS Double Side Handle [With Cylinder]	85	White	1
	T.0218.0110	LS Double Side Handle [With Cylinder]	85	Silver	1
	T.0218.0116	LS Double Side Handle [With Cylinder]	85	RAL 9005-Black	1
	T.0218.0132	LS Double Side Handle [With Cylinder]	85	RAL 7016-Anthracite Grey	1
D	T.0218.0207	LS Double Side Handle	85	White	1
	T.0218.0210	LS Double Side Handle	85	Silver	1
	T.0218.0216	LS Double Side Handle	85	RAL 9005-Black	1
	T.0218.0232	LS Double Side Handle	85	RAL 7016-Anthracite Grey	1

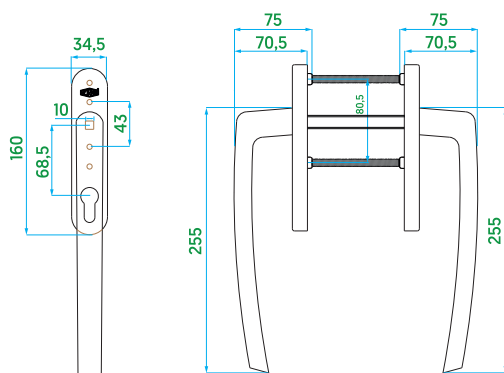
A



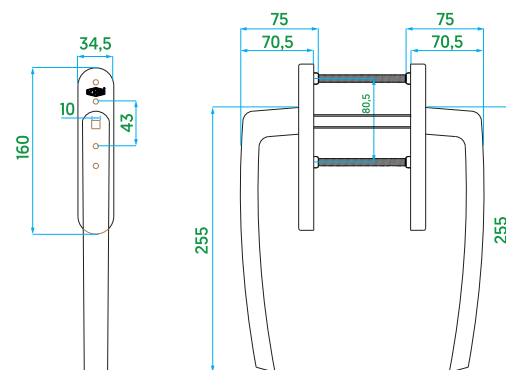
B



C

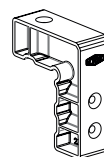
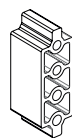


D



PVC	✓	
Timber	✓	
Aluminium	✓	

Lift & Slide Packer List



Profile	Profile Series	Gear Packers	Bogie Packers	Front Guide Packers
Adopen		20	20	20
Aluplast	HST 85	32	32	32
Aluplast	HST 4000	30	30	30
Aluplast	LH S60	20	20	20
Alutech	SL 160	20	20	20
Akpa Aluminium		16	16	16
Akpa	Hs55 THERMO	20	20	20
Aluminance	Ls 55	16,5	16,5	16,5
Asaş	RST 116	20	20	20
Asaşpen		25	25	25
Asistal		16	16	16
BKH65 (Akfa / Benkam)		16,5	16,5	16,5
Burak Aluminium		15	15	15
Cuprum Smart Frame	Serie Elevable	20	20	20
Cortizo	E 170	25	25	25
Deceunnick	Monorail	20	20	20
Everest	92000	16	16	16
Extrusiones Metalicas	Elevable 10500	21,5	21,5	21,5
Firatpen	Zenia Slide	-	-	-
Gealan	S 9000	-	-	-
Rehau	Brillant Design	35	35	35
Rehau	Geneo	-	-	-
Rehau	S712	35	35	35
Rehau	Synego	-	-	-
Salamander	Design ID	31	31	31
Salamander	Design ID A0202	31	31	31
Schüco	Corona CT 70	25	25	25
Schüco	Thermo Slide	30	30	30
System Aluminium	S3 Serisi	15	15	15
Veka	AG Softline 58 HST	25	25	25
Veka	Topline HST A0298	18	18	18
Veka	Slide A0298	25	25	25
Veka	Motion 82	8	8	8
Winsa	HS 76	23	23	23

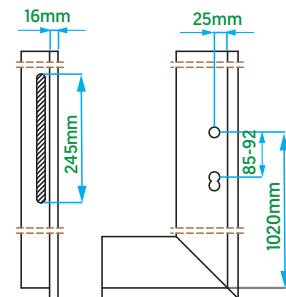
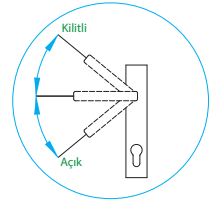
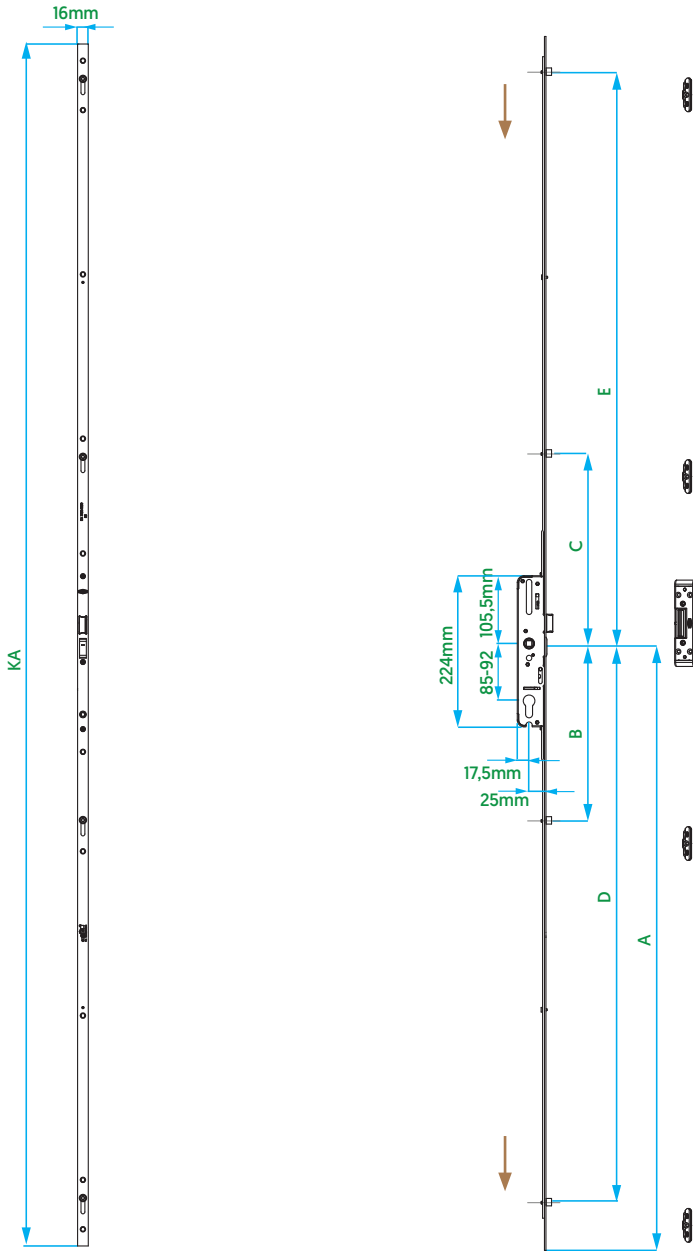
Door Systems






Locked Door Gear

Lever Operated / 25 - 85&92 / Latch

Article Code RC	Article Code SC	Article Code RC / SC	Qty	Faceplate (mm)	Gear Height (mm)	Backset (mm)	Hole Center (mm)	Spindle Housing (mm)	A (mm)	B (mm)	C (mm)	D (mm)	E (mm)	
V.6413.0102	V.6411.0102	V.6415.0102	10	16	1600	25	85	8	800	229	247	729	747	4
V.6413.0202	V.6411.0202	V.6415.0202	10	16	1800	25	85	8	900	263	281	829	847	4
V.6413.0302	V.6411.0302	V.6415.0302	10	16	1600-2200	25	85	8	1000	332	350	729	747	4
V.6413.0702	V.6411.0702	V.6415.0702	10	16	2000	25	85	8	1000	297	315	929	947	4
V.6423.0102	V.6421.0102	V.6425.0102	10	16	1600	25	92	8	800	229	247	729	747	4
V.6423.0202	V.6421.0202	V.6425.0202	10	16	1800	25	92	8	900	263	281	829	847	4
V.6423.0302	V.6421.0302	V.6425.0302	10	16	1600-2200	25	92	8	1000	332	350	729	747	4
V.6423.0702	V.6421.0702	V.6425.0702	10	16	2000	25	92	8	1000	297	315	929	947	4



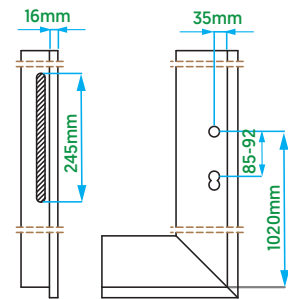
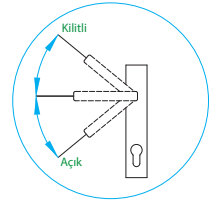
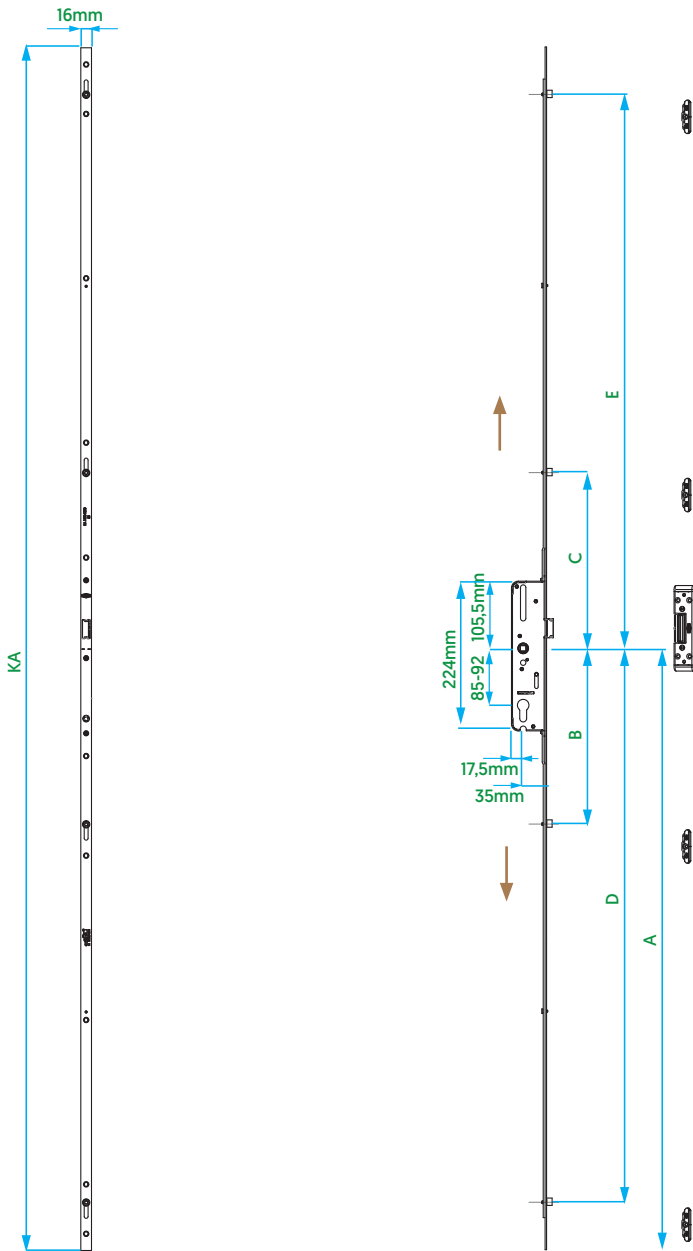
PVC	✓			
Timber	✓			
Aluminium	✓			

Locked Door Gear



Lever Operated / 35 -85&92 / Latch


Article Code RC	Article Code SC	Article Code RC / SC	Qty	Faceplate (mm)	Gear Height (mm)	Backset (mm)	Hole Center (mm)	Spindle Housing (mm)	A (mm)	B (mm)	C (mm)	D (mm)	E (mm)	
V.6113.0102	V.6111.0102	V.6115.0102	10	16	1600	35	85	8	800	229	229	729	729	4
V.6113.0202	V.6111.0202	V.6115.0202	10	16	1800	35	85	8	900	263	263	829	829	4
V.6113.0302	V.6111.0302	V.6115.0302	10	16	1600-2200	35	85	8	1000	332	332	729	729	4
V.6113.0702	V.6111.0702	V.6115.0702	10	16	2000	35	85	8	1000	297	297	929	929	4
V.6123.0102	V.6121.0102	-	10	16	1600	35	92	8	800	229	229	729	729	4
V.6123.0202	V.6121.0202	-	10	16	1800	35	92	8	900	263	263	829	829	4
V.6123.0302	V.6121.0302	-	10	16	1600-2200	35	92	8	1000	332	332	729	729	4
V.6123.0702	V.6121.0702	-	10	16	2000	35	92	8	1000	297	297	929	929	4

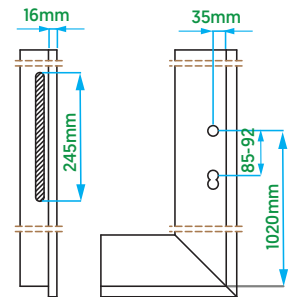
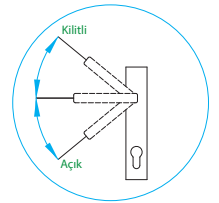
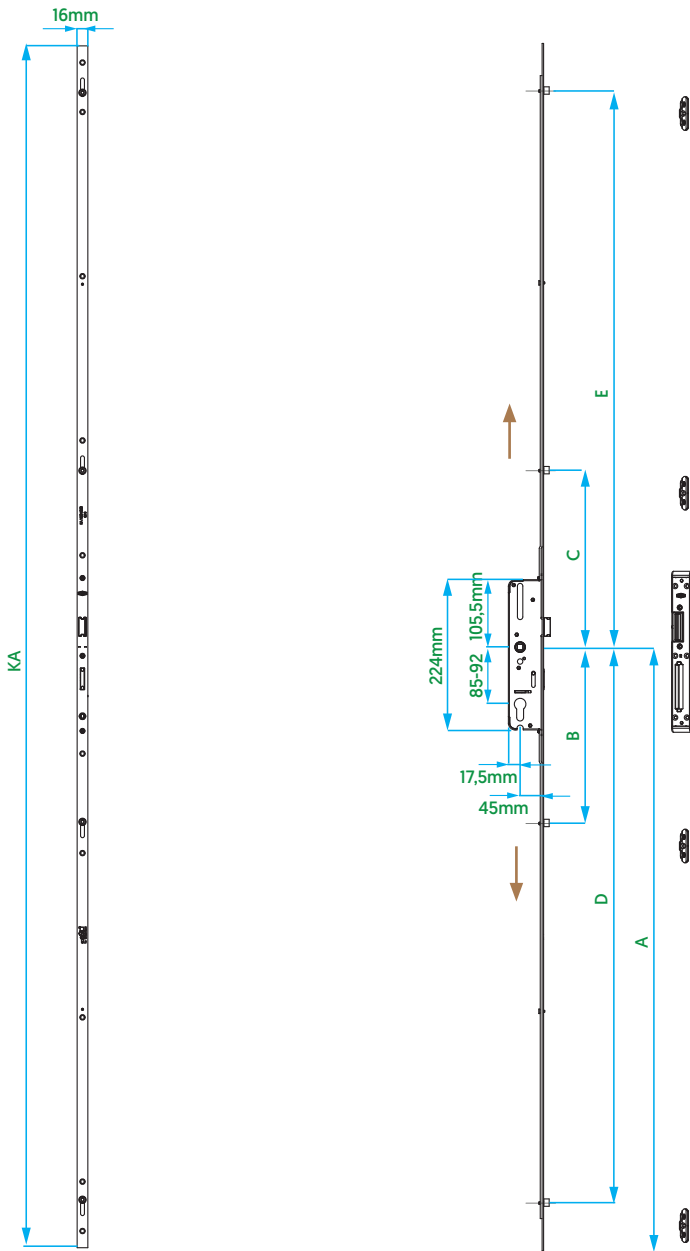











PVC	✓	
Timber	✓	
Aluminium	✓	

Locked Door Gear

Lever Operated / 45 - 85&92 / Latch

Article Code RC	Article Code SC	Article Code RC / SC	Qty	Faceplate (mm)	Gear Height (mm)	Backset (mm)	Hole Center (mm)	Spindle Housing (mm)	A (mm)	B (mm)	C (mm)	D (mm)	E (mm)	
V.6213.0102	V.6211.0102	-	10	16	1600	45	85	8	800	229	229	729	729	4
V.6213.0202	V.6211.0202	-	10	16	1800	45	85	8	900	263	263	829	829	4
V.6213.0302	V.6211.0302	-	10	16	1600-2200	45	85	8	1000	332	332	729	729	4
V.6223.0102	V.6221.0102	-	10	16	1600	45	92	8	800	229	229	729	729	4
V.6223.0202	V.6221.0202	-	10	16	1800	45	92	8	900	263	263	829	829	4
V.6223.0302	V.6221.0302	-	10	16	1600-2200	45	92	8	1000	332	332	729	729	4



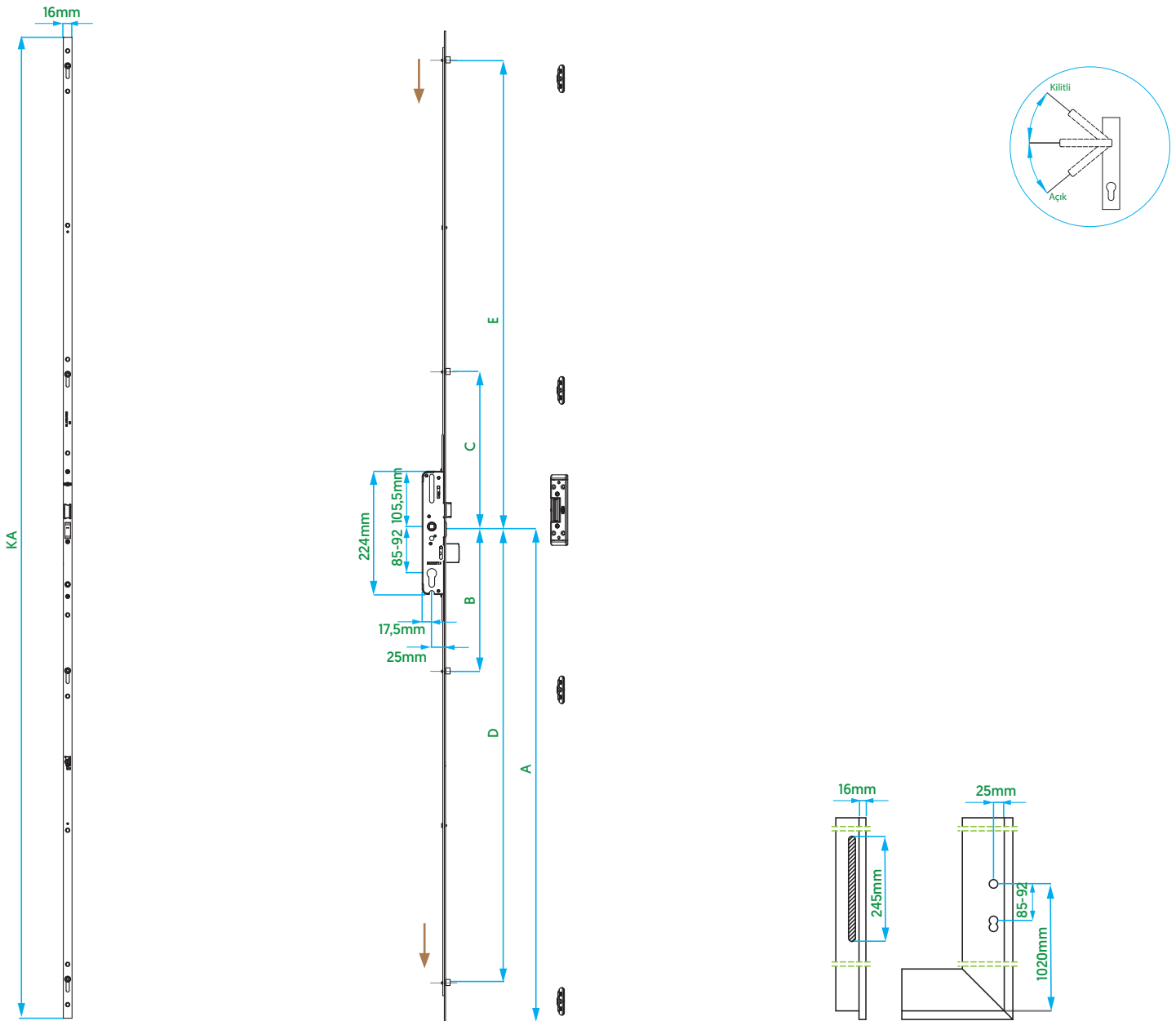
PVC	✓			
Timber	✓			
Aluminium	✓			

Locked Door Gear



Lever Operated / 25 - 85&92 / Latch & Deadbolt

Article Code RC	Article Code SC	Article Code RC / SC	Qty	Faceplate [mm]	Gear Height [mm]	Backset [mm]	Hole Center [mm]	Spindle Housing [mm]	A [mm]	B [mm]	C [mm]	D [mm]	E [mm]	
V.6414.0102	V.6412.0102	V.6416.0102	10	16	1600	25	85	8	800	229	247	729	747	4
V.6414.0202	V.6412.0202	V.6416.0202	10	16	1800	25	85	8	900	263	281	829	847	4
V.6414.0302	V.6412.0302	V.6416.0302	10	16	1600-2200	25	85	8	1000	332	350	729	747	4
V.6414.0702	V.6412.0702	V.6416.0702	10	16	2000	25	85	8	1000	297	315	929	947	4
V.6424.0102	V.6422.0102	V.6426.0102	10	16	1600	25	92	8	800	229	247	729	747	4
V.6424.0202	V.6422.0202	V.6426.0102	10	16	1800	25	92	8	900	263	281	829	847	4
V.6424.0302	V.6422.0302	V.6426.0302	10	16	1600-2200	25	92	8	1000	332	350	729	747	4
V.6424.0702	V.6422.0702	V.6426.0702	10	16	2000	25	92	8	1000	297	315	929	947	4

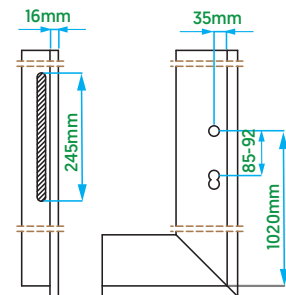
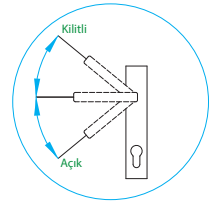
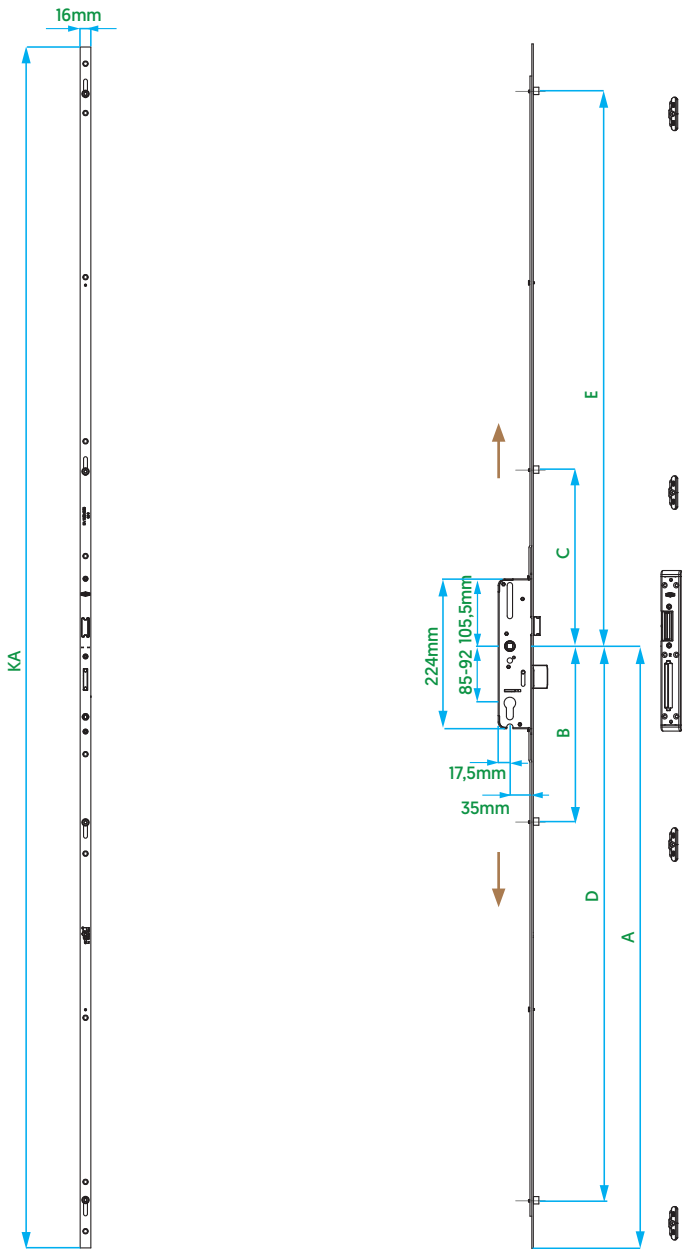











PVC	✓	
Timber	✓	
Aluminium	✓	

Locked Door Gear

Lever Operated / 35 - 85&92 / Latch & Deadbolt

Article Code RC	Article Code SC	Article Code RC / SC	Qty	Faceplate [mm]	Gear Height [mm]	Backset [mm]	Hole Center [mm]	A [mm]	B [mm]	C [mm]	D [mm]	E [mm]	Spindle Housing [mm]	
V.6114.0102	V.6112.0102	V.6116.0102	10	16	1600	35	85	800	229	229	729	729	8	4
V.6114.0202	V.6112.0202	V.6116.0202	10	16	1800	35	85	900	263	263	829	829	8	4
V.6114.0302	V.6112.0302	V.6116.0302	10	16	1600-2200	35	85	1000	332	332	729	729	8	4
V.6114.0702	V.6112.0702	V.6116.0702	10	16	2000	35	85	1000	297	297	929	929	8	4
V.6124.0102	V.6122.0102	-	10	16	1600	35	92	800	229	229	729	729	8	4
V.6124.0202	V.6122.0202	-	10	16	1800	35	92	900	263	263	829	829	8	4
V.6124.0302	V.6122.0302	-	10	16	1600-2200	35	92	1000	332	332	729	729	8	4
V.6124.0702	V.6122.0702	-	10	16	2000	35	92	1000	297	297	929	929	8	4



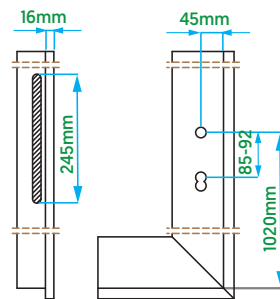
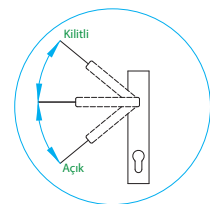
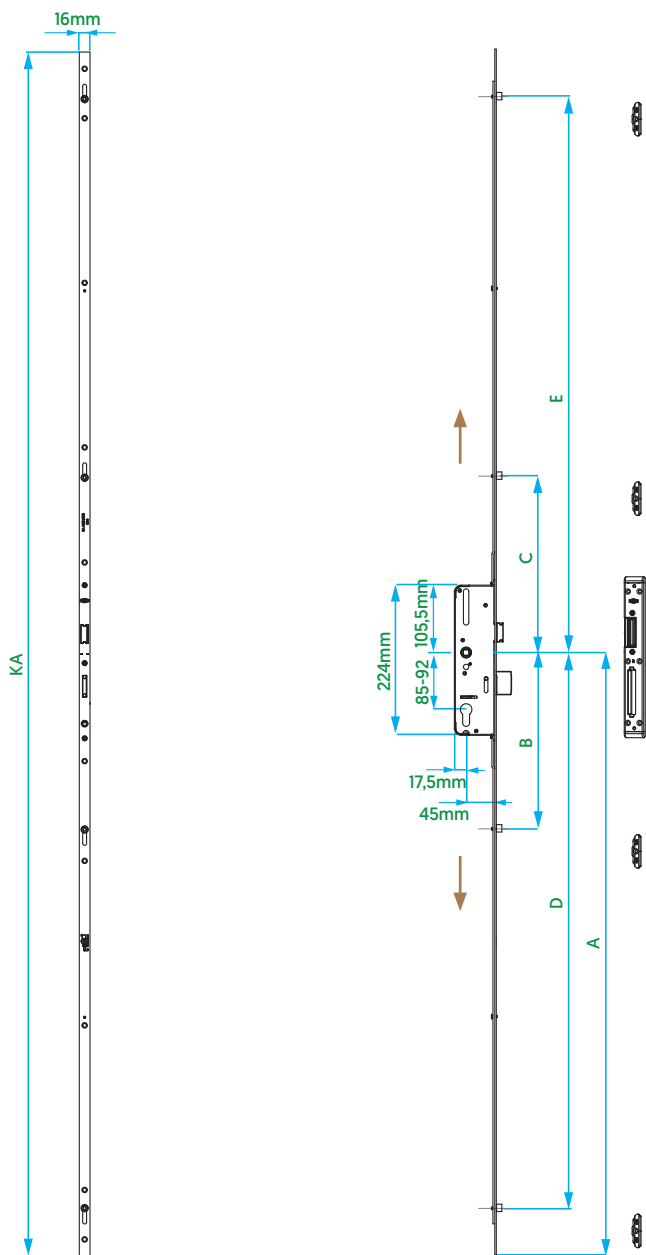
PVC	✓			
Timber	✓			
Aluminium	✓			

Locked Door Gear



Lever Operated / 45 - 85&92 / Latch & Deadbolt

Article Code RC	Article Code SC	Article Code RC / SC	Qty	Faceplate (mm)	Gear Height (mm)	Backset (mm)	Hole Center (mm)	Spindle Housing (mm)	A (mm)	B (mm)	C (mm)	D (mm)	E (mm)	
V.6214.0102	V.6212.0102	-	10	16	1600	45	85	8	800	229	229	729	729	4
V.6214.0202	V.6212.0202	-	10	16	1800	45	85	8	900	263	263	829	829	4
V.6214.0302	V.6212.0302	-	10	16	1600-2200	45	85	8	1000	332	332	729	729	4
V.6224.0102	V.6222.0102	-	10	16	1600	45	92	8	800	229	229	729	729	4
V.6224.0202	V.6222.0202	-	10	16	1800	45	92	8	900	263	263	829	829	4
V.6224.0302	V.6222.0302	-	10	16	1600-2200	45	92	8	1000	332	332	729	729	4

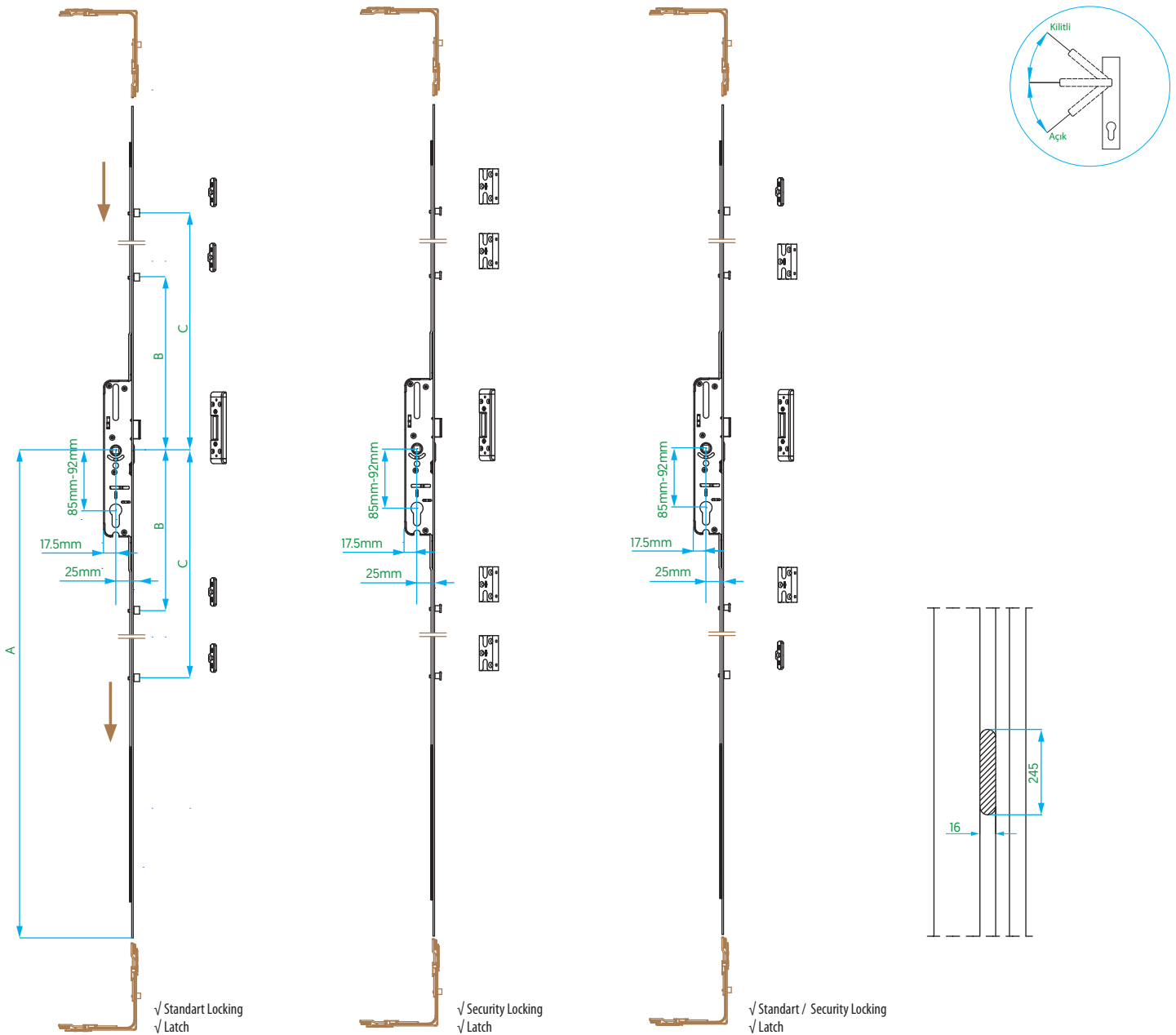





PVC	✓	
Timber	✓	
Aluminium	✓	

Locked Door Gear

Lever Operated / Cuttable / 25 - 85&92 / Latch

Article Code RC	Article Code SC	Article Code RC / SC	Qty	Faceplate (mm)	Gear Height (mm)	'KA' (mm)	Backset (mm)	Hole Center (mm)	Rear Backset (mm)	Spindle Housing (mm)	A (mm)	B (mm)	C (mm)	
V.6413.0402	V.6411.0402	V.6415.0402	10	16	1600	1600-1800	25	85	17.5	8	900	238	538	4
V.6413.0502	V.6411.0502	V.6415.0502	10	16	1800	1800-2000	25	85	17.5	8	900	272	642	4
V.6413.0602	V.6411.0602	V.6415.0602	10	16	2000	2000-2200	25	85	17.5	8	900	272	642	4
V.6423.0402	V.6421.0402	V.6425.0402	10	16	1600	1600-1800	25	92	17.5	8	900	238	538	4
V.6423.0502	V.6421.0502	V.6425.0502	10	16	1800	1800-2000	25	92	17.5	8	900	272	642	4
V.6423.0602	V.6421.0602	V.6425.0602	10	16	2000	2000-2200	25	92	17.5	8	900	272	642	4



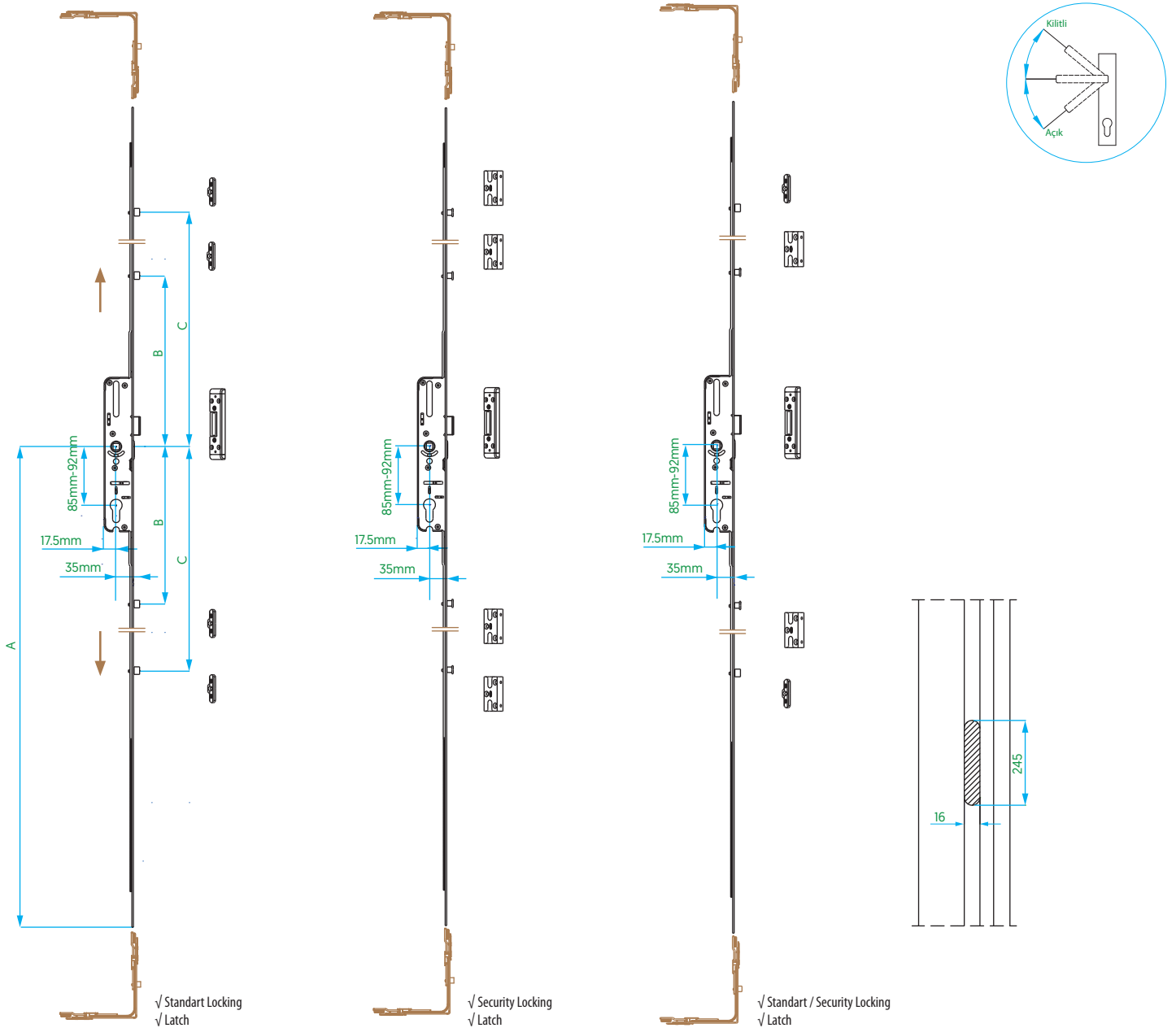
PVC	✓	
Timber	✓	
Aluminium	✓	

Locked Door Gear



Lever Operated / Cuttable / 35 - 85&92 / Latch


Article Code RC	Article Code SC	Article Code RC / SC	Qty	Face-plate(mm)	Gear Height (mm)	'KA' (mm)	Backset (mm)	Hole Center (mm)	Rear Back-set (mm)	Spindle Housing (mm)	A (mm)	B (mm)	C (mm)	
V.6113.0402	V.6111.0402	V.6115.0402	10	16	1600	1600-1800	35	85	17.5	8	900	238	538	4
V.6113.0502	V.6111.0502	V.6115.0502	10	16	1800	1800-2000	35	85	17.5	8	900	272	642	4
V.6113.0602	V.6111.0602	V.6115.0602	10	16	2000	2000-2200	35	85	17.5	8	900	272	642	4
V.6123.0402	V.6121.0402	V.6125.0402	10	16	1600	1600-1800	35	92	17.5	8	900	238	538	4
V.6123.0502	V.6121.0502	V.6125.0502	10	16	1800	1800-2000	35	92	17.5	8	900	272	642	4
V.6123.0602	V.6121.0602	V.6125.0602	10	16	2000	2000-2200	35	92	17.5	8	900	272	642	4

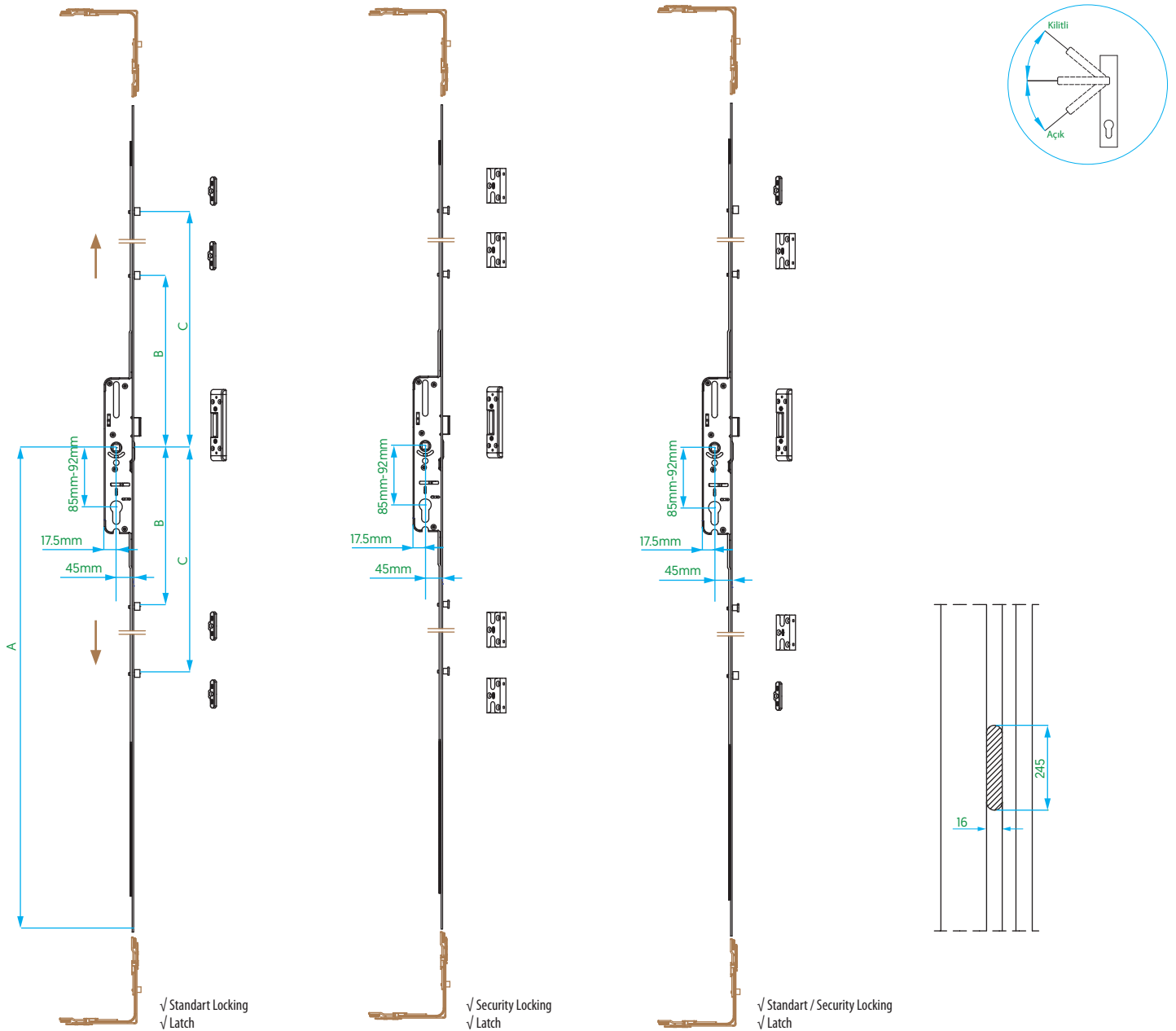


PVC	✓	
Timber	✓	
Aluminium	✓	

Locked Door Gear

Lever Operated / Cuttable / 45 - 85&92 / Latch

Article Code RC	Article Code SC	Article Code RC / SC	Qty	Faceplate (mm)	Gear Height (mm)	'KA' (mm)	Back-set (mm)	Hole Center (mm)	Rear Back-set (mm)	Spindle Housing (mm)	A (mm)	B (mm)	C (mm)	
V.6213.0402	V.6211.0402	V.6215.0402	10	16	1600	1600-1800	45	85	17.5	8	900	238	538	4
V.6213.0502	V.6211.0502	V.6215.0502	10	16	1800	1800-2000	45	85	17.5	8	900	272	642	4
V.6213.0602	V.6211.0602	V.6215.0602	10	16	2000	2000-2200	45	85	17.5	8	900	272	642	4
V.6223.0402	V.6221.0402	V.6225.0402	10	16	1600	1600-1800	45	92	17.5	8	900	238	538	4
V.6223.0502	V.6221.0502	V.6225.0502	10	16	1800	1800-2000	45	92	17.5	8	900	272	642	4
V.6223.0602	V.6221.0602	V.6225.0602	10	16	2000	2000-2200	45	92	17.5	8	900	272	642	4



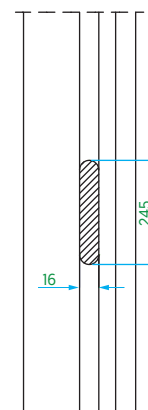
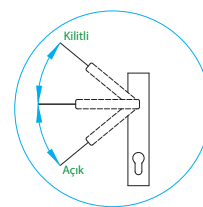
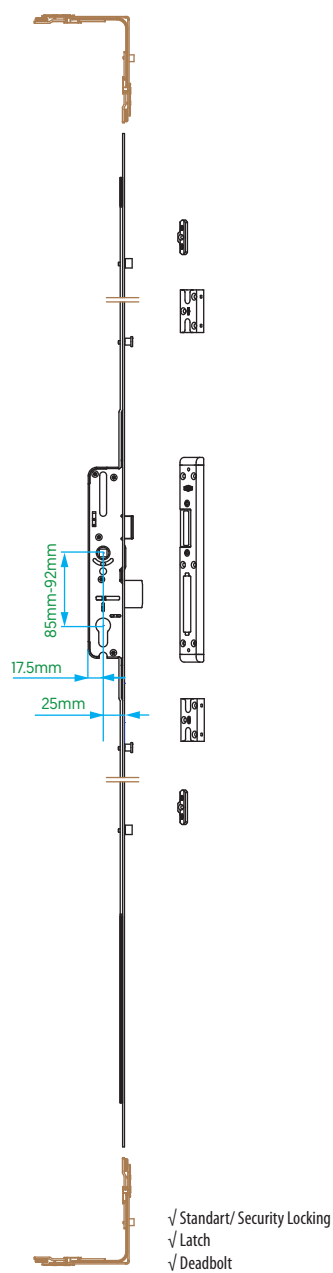
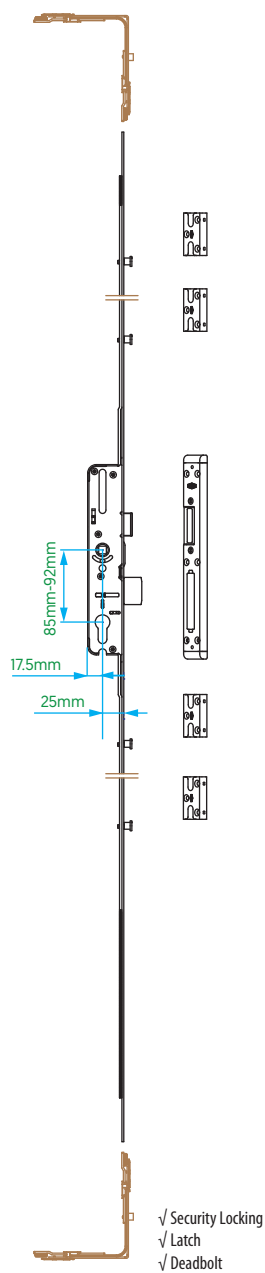
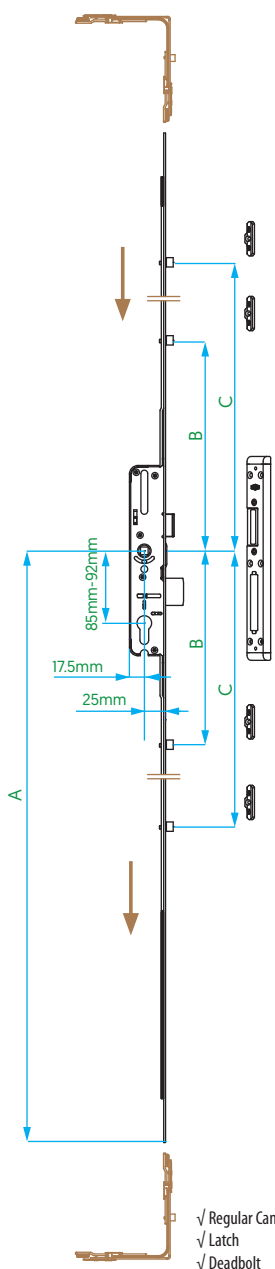
PVC	✓	
Timber	✓	
Aluminium	✓	

Locked Door Gear



Lever Operated / Cuttable / 25 - 85&92 / Latch & Deadbolt

Article Code RC	Article Code SC	Article Code RC / SC	Qty	Faceplate (mm)	Gear Height (mm)	'KA' (mm)	Backset (mm)	Hole Center (mm)	Rear Back-set (mm)	Spindle Housing (mm)	A (mm)	B (mm)	C (mm)	
V.6414.0402	V.6412.0402	V.6416.0402	10	16	1600	1600-1800	25	85	17.5	8	900	238	538	4
V.6414.0502	V.6412.0502	V.6416.0502	10	16	1800	1800-2000	25	85	17.5	8	900	272	642	4
V.6414.0602	V.6412.0602	V.6416.0602	10	16	2000	2000-2200	25	85	17.5	8	900	272	642	4
V.6424.0402	V.6422.0402	V.6426.0402	10	16	1600	1600-1800	25	92	17.5	8	900	238	538	4
V.6424.0502	V.6422.0502	V.6426.0502	10	16	1800	1800-2000	25	92	17.5	8	900	272	642	4
V.6424.0602	V.6422.0602	V.6426.0602	10	16	2000	2000-2200	25	92	17.5	8	900	272	642	4

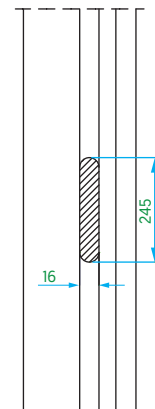
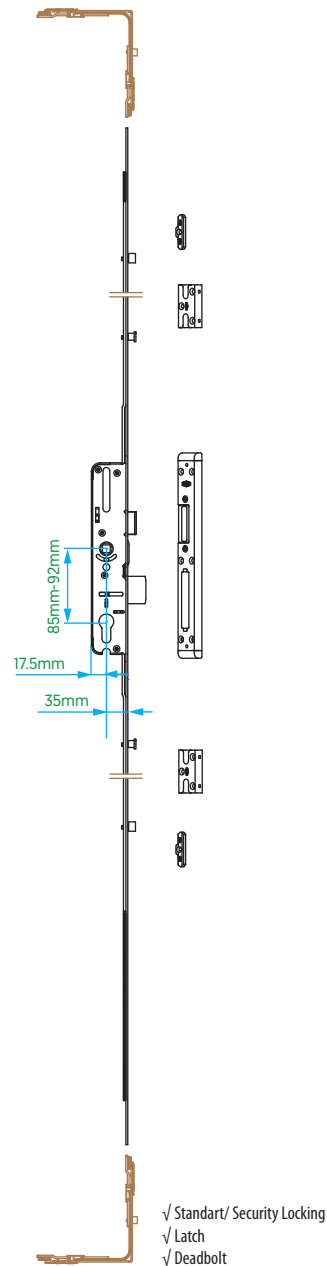
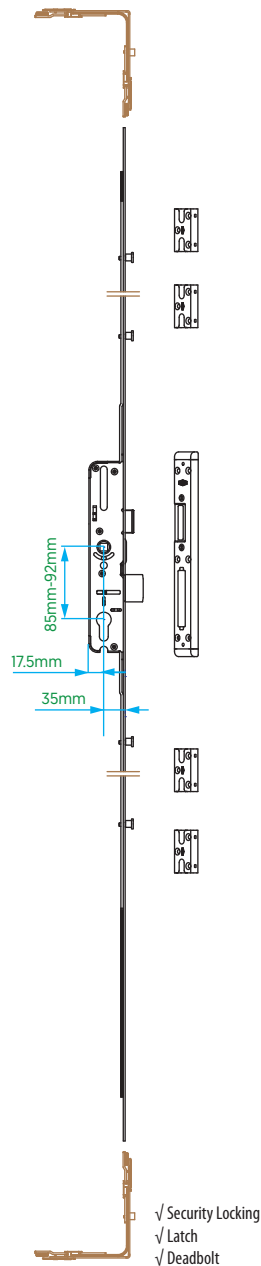
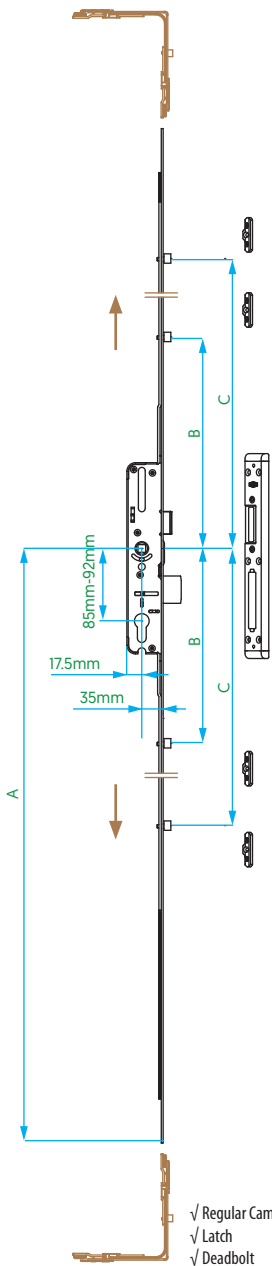



PVC	<input checked="" type="checkbox"/>	
Timber	<input checked="" type="checkbox"/>	
Aluminium	<input checked="" type="checkbox"/>	

Locked Door Gear

Lever Operated / Cuttable / 35 - 85&92 / Latch & Deadbolt

Article Code RC	Article Code SC	Article Code RC / SC	Qty	Faceplate (mm)	Gear Height (mm)	'KA' (mm)	Backset (mm)	Hole Center (mm)	Rear Backset (mm)	Spindle Housing (mm)	A (mm)	B (mm)	C (mm)	
V.6114.0402	V.6112.0402	V.6116.0402	10	16	1600	1600-1800	35	85	17.5	8	900	238	538	4
V.6114.0502	V.6112.0502	V.6116.0502	10	16	1800	1800-2000	35	85	17.5	8	900	272	642	4
V.6114.0602	V.6112.0602	V.6116.0602	10	16	2000	2000-2200	35	85	17.5	8	900	272	642	4
V.6124.0402	V.6122.0402	V.6126.0402	10	16	1600	1600-1800	35	92	17.5	8	900	238	538	4
V.6124.0502	V.6122.0502	V.6126.0502	10	16	1800	1800-2000	35	92	17.5	8	900	272	642	4
V.6124.0602	V.6122.0602	V.6126.0602	10	16	2000	2000-2200	35	92	17.5	8	900	272	642	4



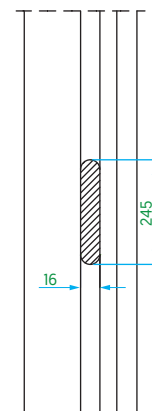
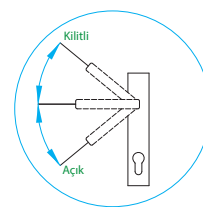
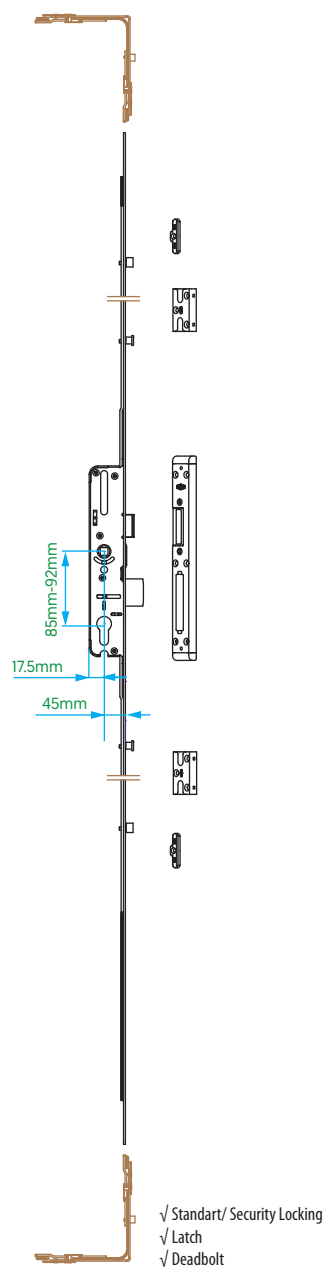
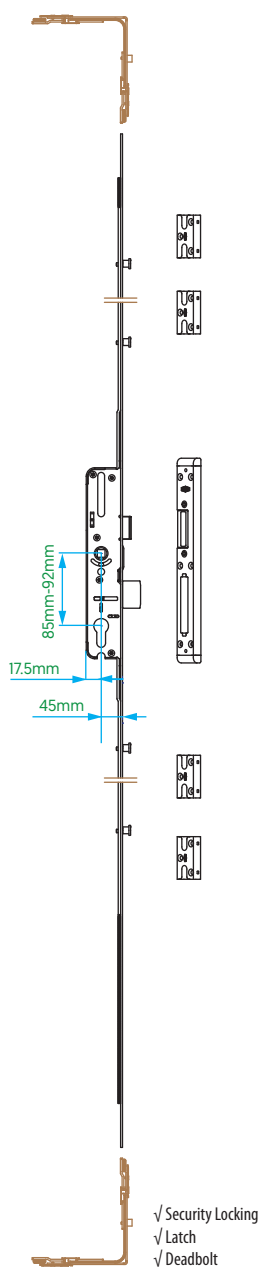
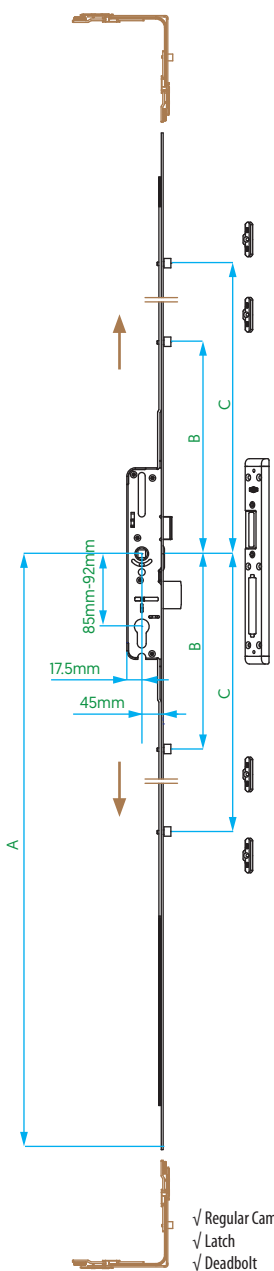
PVC	✓	
Timber	✓	
Aluminium	✓	

Locked Door Gear



Lever Operated / Cuttable / 45 - 85&92 / Latch & Deadbolt


Article Code RC	Article Code SC	Article Code RC / SC	Qty	Faceplate (mm)	Gear Height (mm)	'KA' (mm)	Backset (mm)	Hole Center (mm)	Rear Backset (mm)	Spindle Housing (mm)	A (mm)	B (mm)	C (mm)	
V.6214.0402	V.6212.0402	V.6216.0402	10	16	1600	1600-1800	45	85	17.5	8	900	238	538	4
V.6214.0502	V.6212.0502	V.6216.0502	10	16	1800	1800-2000	45	85	17.5	8	900	272	642	4
V.6214.0602	V.6212.0602	V.6216.0602	10	16	2000	2000-2200	45	85	17.5	8	900	272	642	4
V.6224.0402	V.6222.0402	V.6226.0402	10	16	1600	1600-1800	45	92	17.5	8	900	238	538	4
V.6224.0502	V.6222.0502	V.6226.0502	10	16	1800	1800-2000	45	92	17.5	8	900	272	642	4
V.6224.0602	V.6222.0602	V.6226.0602	10	16	2000	2000-2200	45	92	17.5	8	900	272	642	4

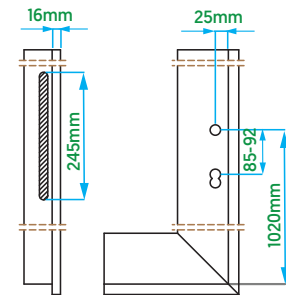
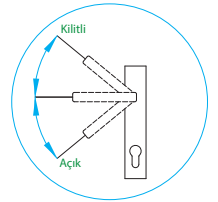
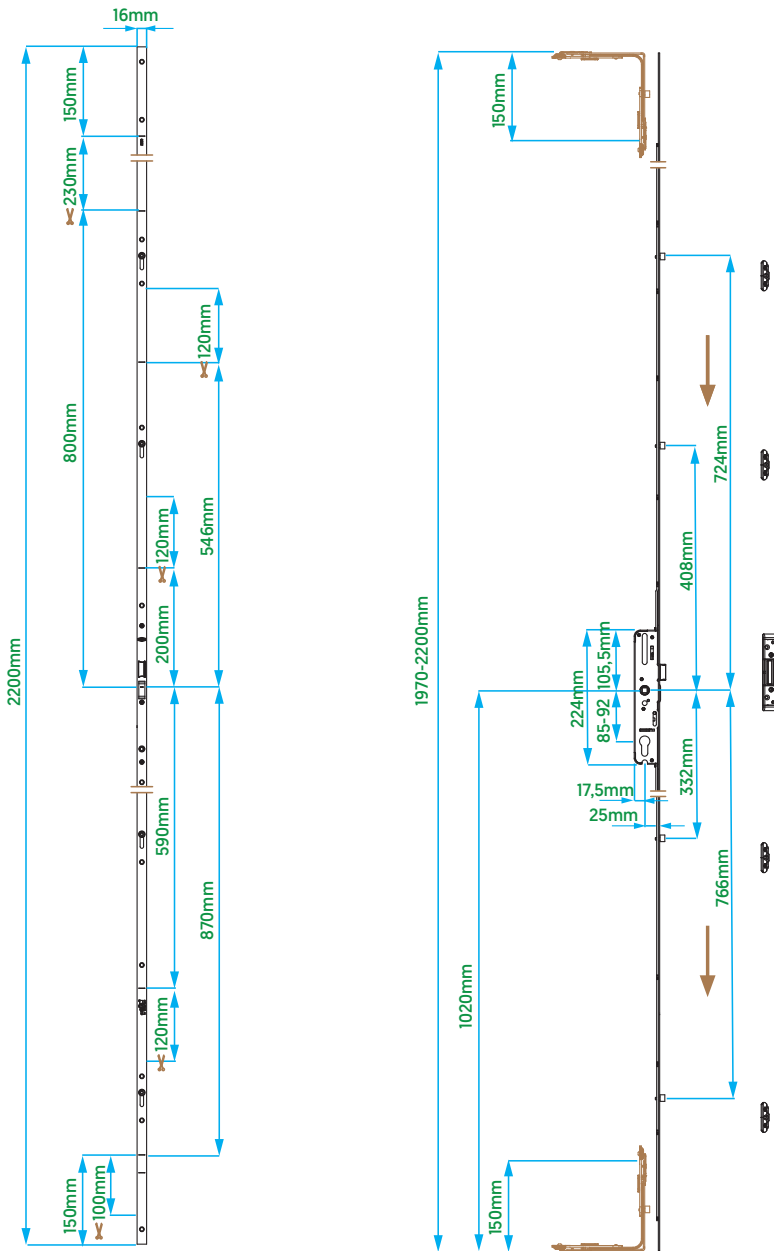


PVC	✓	
Timber	✓	
Aluminium	✓	

Locked Door Gear

Lever Operated / Cuttable 25 - 85&92 / Latch

Article Code RC	Article Code SC	Article Code RC / SC	Qty	Faceplate (mm)	Gear Height (mm)	'KA' (mm)	Backset (mm)	Hole Center (mm)	Spindle Housing (mm)	
V.6413.1602	V.6411.1602	V.6415.1602	10	16	2200	1970-2200	25	85	8	4
V.6423.1602	V.6421.1602	V.6425.1602	10	16	2200	1970-2200	25	92	8	4



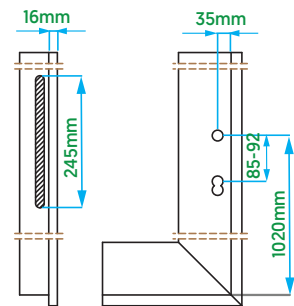
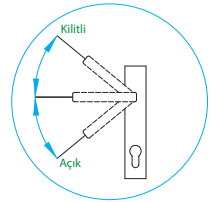
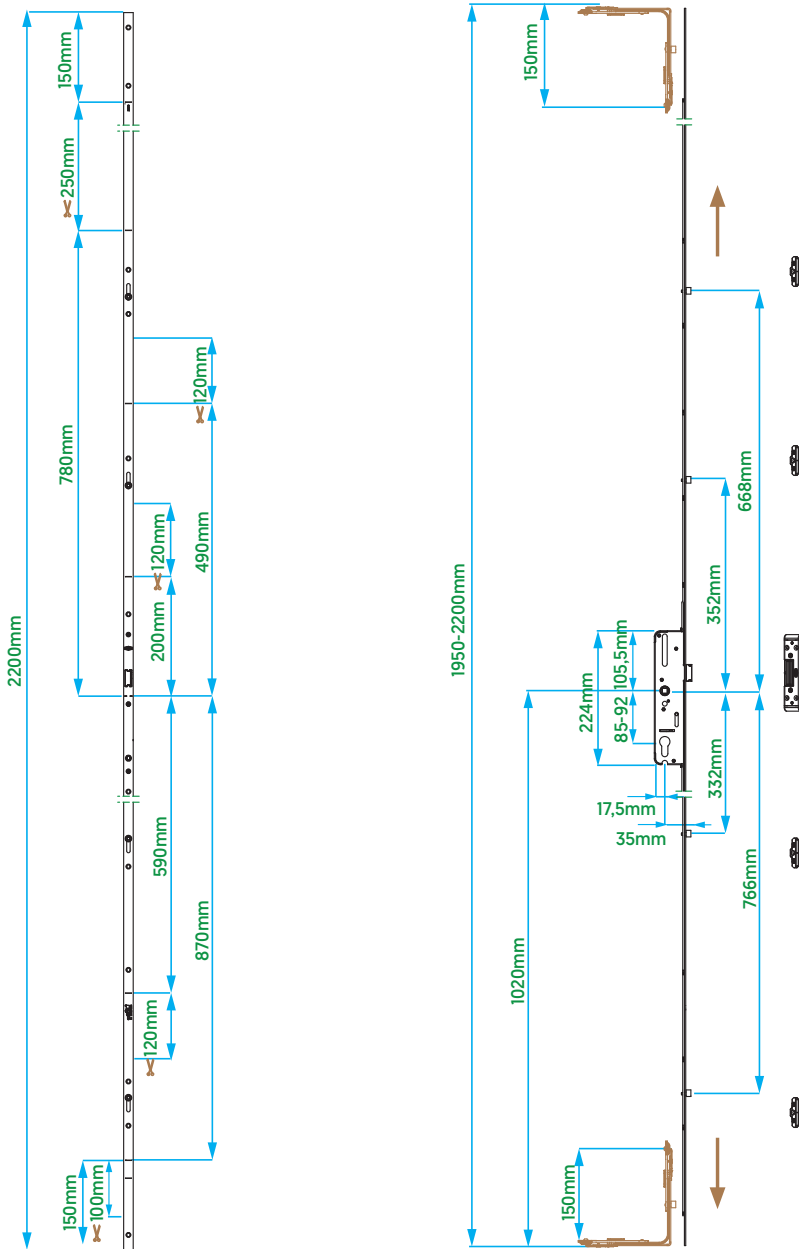
PVC	✓			
Timber	✓			
Aluminium	✓			










Locked Door Gear



Lever Operated / Cuttable / 35 - 85&92 / Latch


Article Code RC	Article Code SC	Article Code RC / SC	Qty	Faceplate (mm)	Gear Height (mm)	'KA' (mm)	Backset (mm)	Hole Center (mm)	Spindle Housing (mm)	
V6113.1602	V6111.1602	V6115.1602	10	16	2200	1950-2200	35	85	8	4
V6123.1602	V6121.1602	V6125.1602	10	16	2200	1950-2200	35	92	8	4

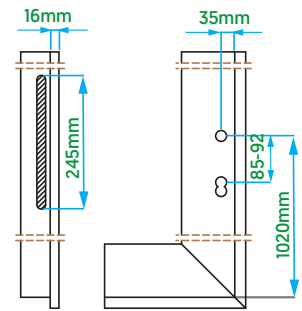
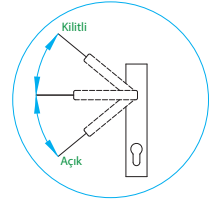
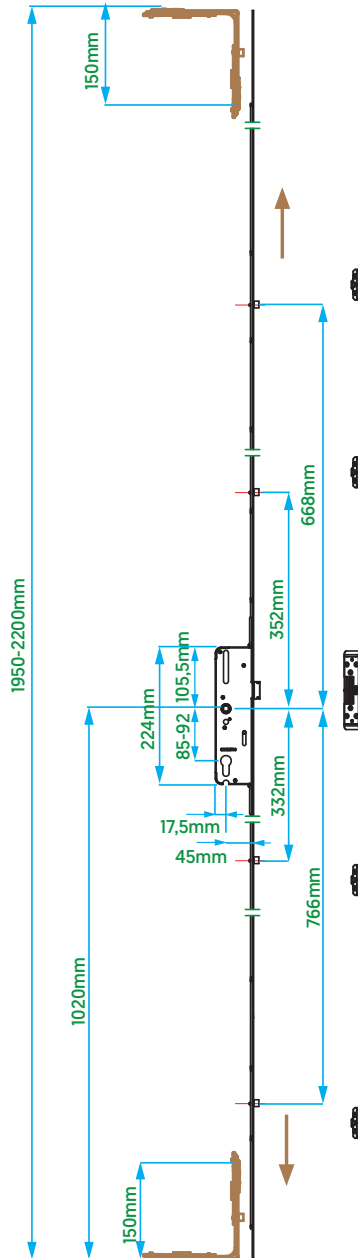
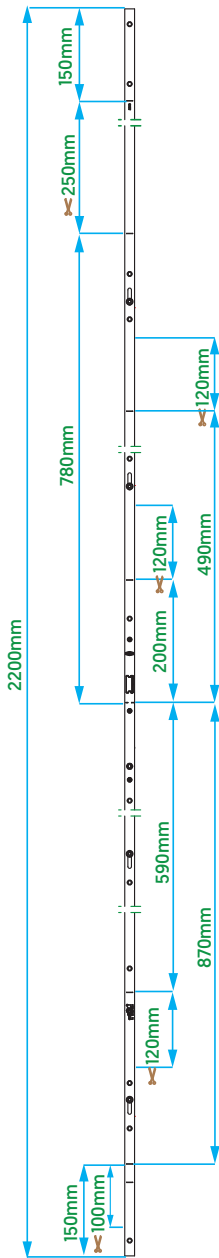





PVC	✓			
Timber	✓			
Aluminium	✓			

Locked Door Gear

Lever Operated / Cuttable / 45 - 85&92 / Latch

Article Code RC	Article Code SC	Article Code RC / SC	Qty	Faceplate (mm)	Gear Height (mm)	'KA' (mm)	Backset (mm)	Hole Center (mm)	Spindle Housing (mm)	
V.6213.1602	V.6211.1602	V.6215.1602	10	16	2200	1950-2200	45	85	8	4
V.6223.1602	V.6221.1602	V.6225.1602	10	16	2200	1950-2200	45	92	8	4




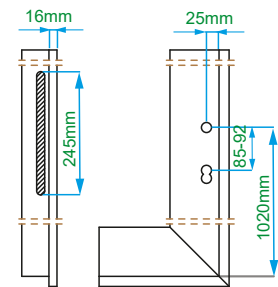
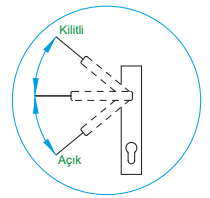
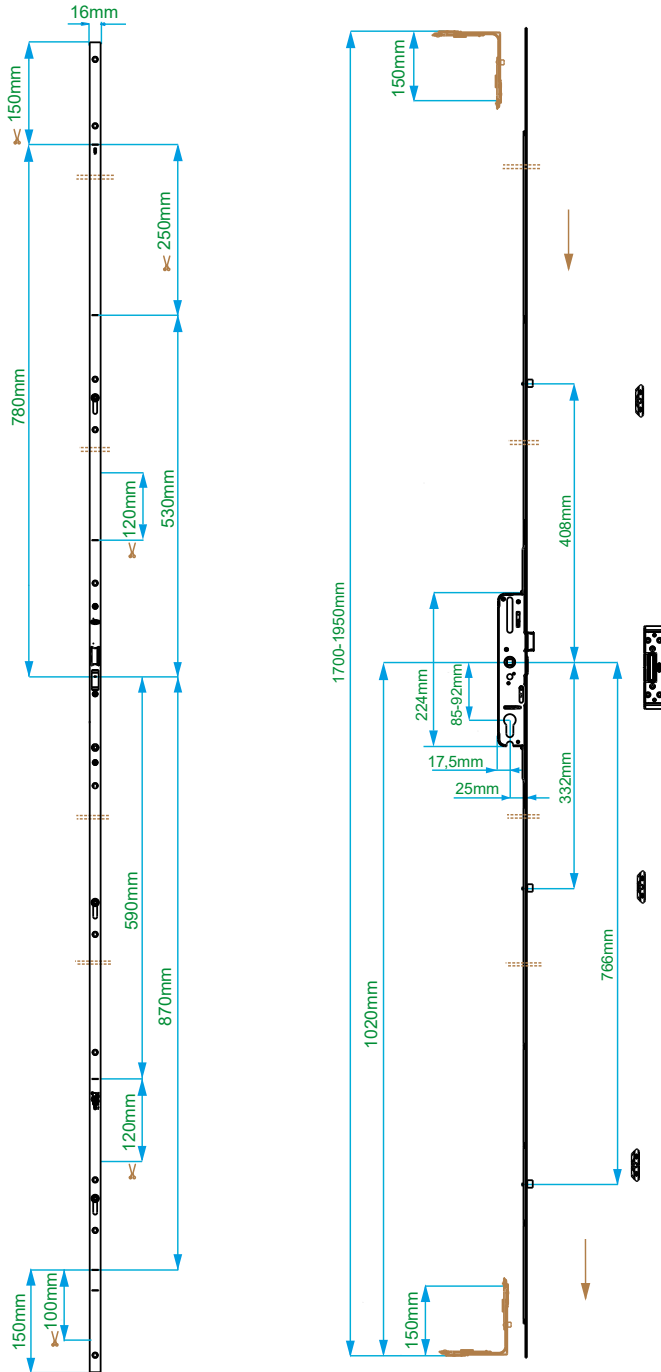
- PVC ✓ 
- Timber ✓ 
- Aluminium ✓ 




Locked Door Gear



Lever Operated / Cuttable / 25 - 85&92 / Latch & Deadbolt


Article Code RC	Article Code SC	Article Code RC / SC	Qty	Faceplate (mm)	Gear Height (mm)	'KA' (mm)	Backset (mm)	Axis Distance (mm)	Arka Distance (mm)	Spindle Housing (mm)	Shoot-bolt (mm)	
V.6413.1502	V.6411.1502	V.6415.1502	10	16	1950	1700-1950	25	85	17,5	8	20	3
V.6423.1502	V.6421.1502	V.6425.1502	10	16	1950	1700-1950	25	92	17,5	8	20	3

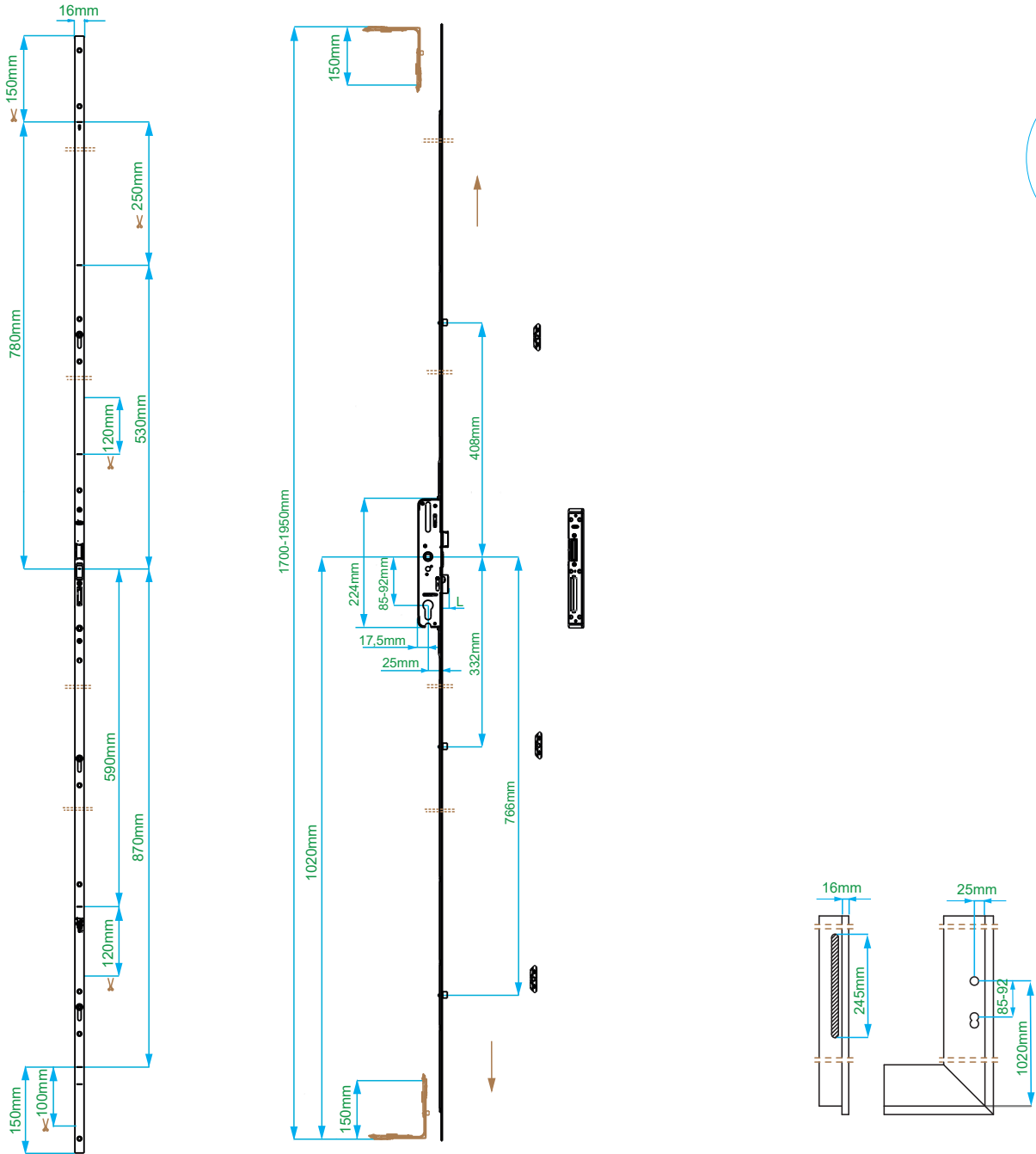




PVC	✓	
Timber	✓	
Aluminium	✓	

Locked Door Gear

Lever Operated / Cuttable / 25 - 85&92 / Latch & Deadbolt

Article Code RC	Article Code SC	Article Code RC / SC	Qty	Faceplate (mm)	Gear Height (mm)	'KA' (mm)	Backset (mm)	Axis Distance (mm)	Arka Distance (mm)	Spindle Housing (mm)	Shootbolt (mm)	
V.6414.1502	V.6412.1502	V.6416.1502	10	16	1950	1700-1950	25	85	17,5	8	20	3
V.6424.1502	V.6422.1502	V.6426.1502	10	16	1950	1700-1950	25	92	17,5	8	20	3
V.6434.1502	V.6432.1502	V.6436.1502	10	16	1950	1700-1950	25	85	17,5	8	13	3
V.6444.1502	V.6442.1502	V.6446.1502	10	16	1950	1700-1950	25	92	17,5	8	13	3



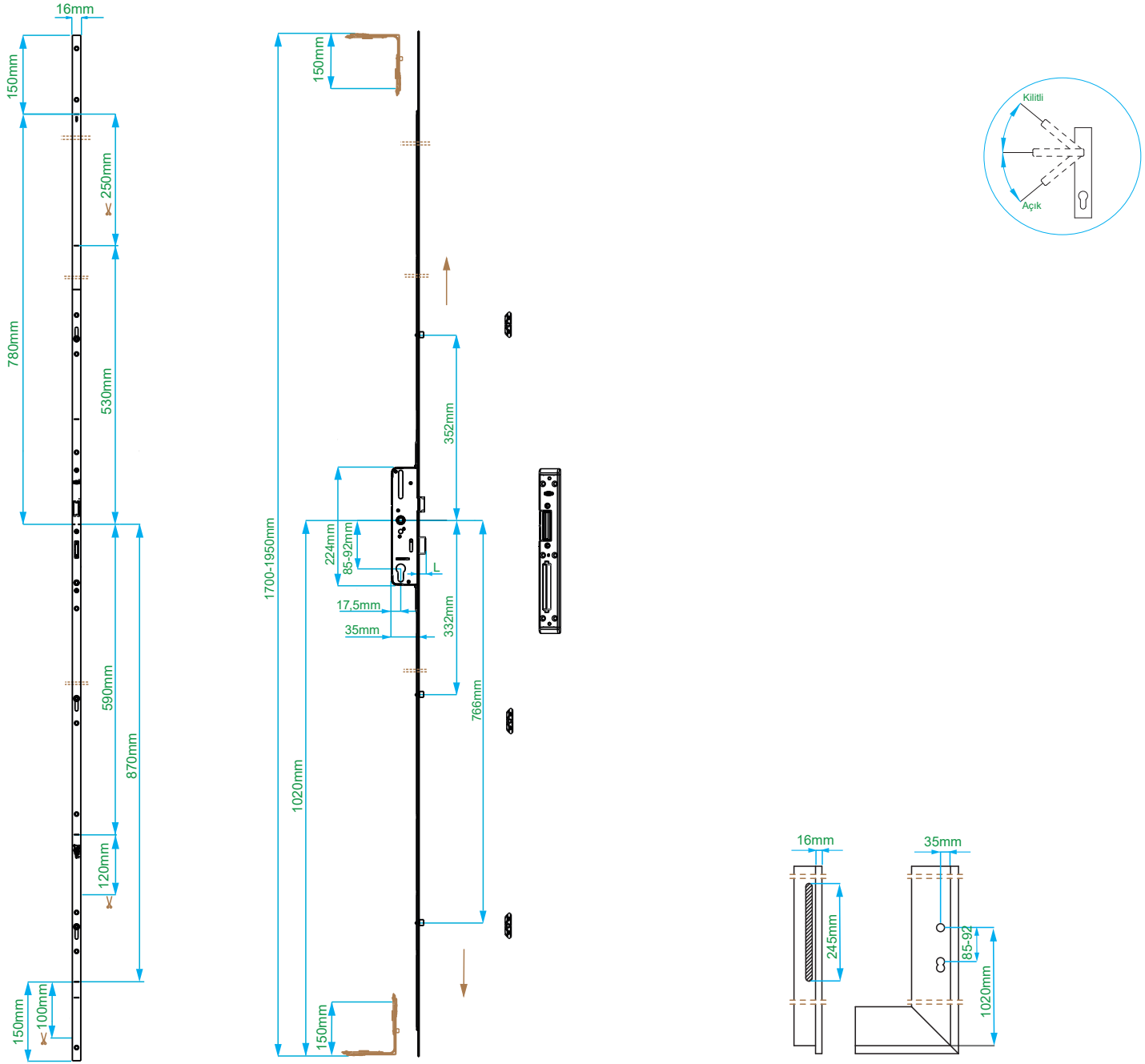
- PVC ✓ 
- Timber ✓ 
- Aluminium ✓ 

Locked Door Gear



Lever Operated / Cuttable / 35 - 85&92 / Latch & Deadbolt


Article Code RC	Article Code SC	Article Code RC / SC	Qty	Faceplate (mm)	Gear Height (mm)	'KA' (mm)	Backset (mm)	Axis Distance (mm)	Arka Distance (mm)	Spindle Housing (mm)	Shoot-bolt (mm)	
V.6114.1502	V.6112.1502	V.6116.1502	10	16	1950	1700-1950	35	85	17,5	8	20	3
V.6124.1502	V.6122.1502	V.6126.1502	10	16	1950	1700-1950	35	92	17,5	8	20	3
V.6134.1502	V.6132.1502	V.6136.1502	10	16	1950	1700-1950	35	85	17,5	8	13	3
V.6144.1502	V.6142.1502	V.6146.1502	10	16	1950	1700-1950	35	92	17,5	8	13	3

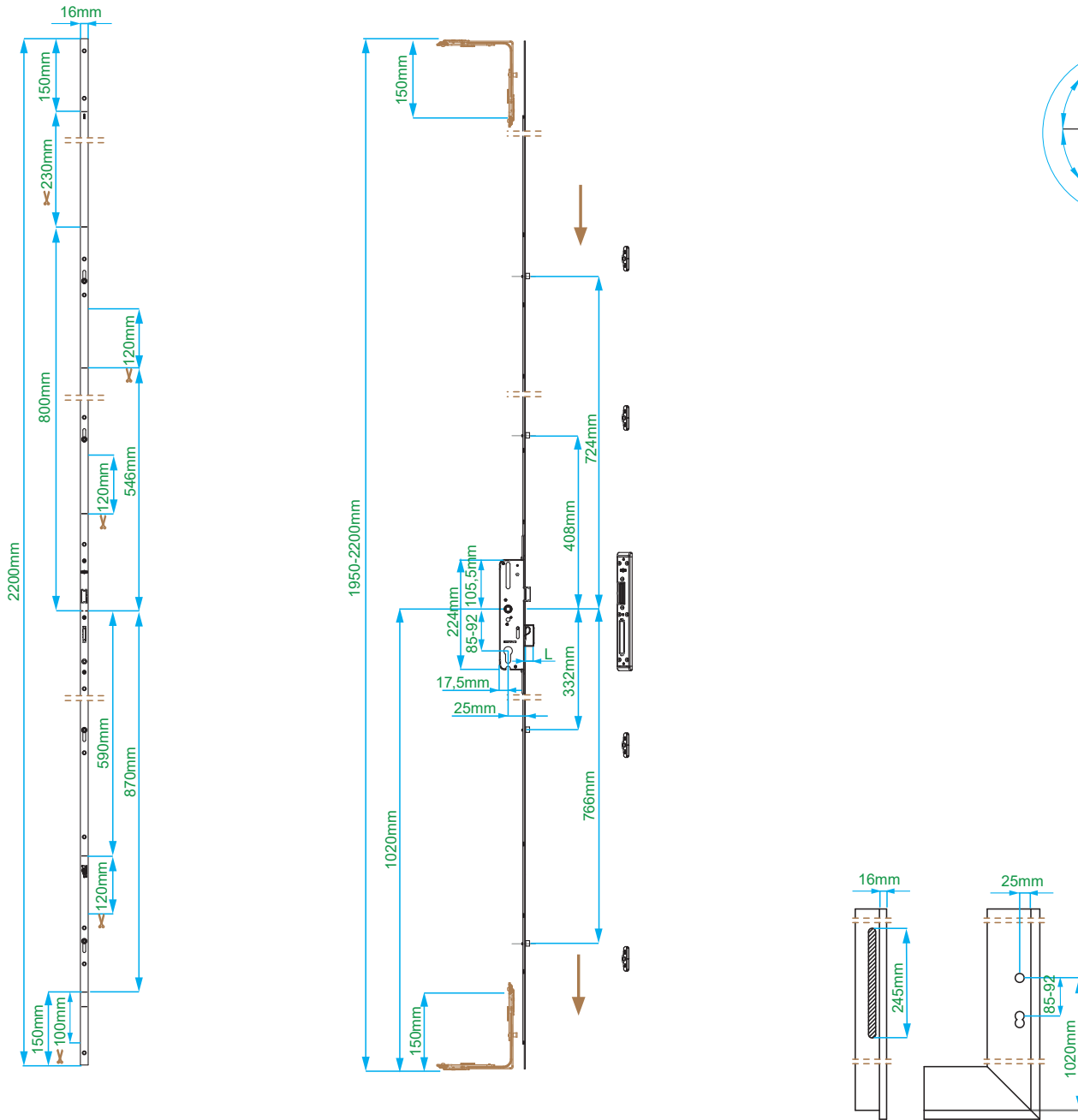





PVC	✓	
Timber	✓	
Aluminium	✓	

Locked Door Gear

Lever Operated / Cuttable / 25 - 85&92 / Latch & Deadbolt

Article Code SK	Article Code GK	Article Code SK / GK	Qty	Faceplate (mm)	Gear Height (mm)	'KA' (mm)	Handle Axis (mm)	Hole Center (mm)	Spindle Housing (mm)	Shootbolt (mm)	
V.6414.1602	V.6412.1602	V.6416.1602	10	16	2200	1950-2200	25	85	8	20	4
V.6424.1602	V.6422.1602	V.6426.1602	10	16	2200	1950-2200	25	92	8	20	4
V.6434.1602	V.6432.1602	V.6436.1602	10	16	2200	1950-2200	25	85	8	13	4
V.6444.1602	V.6442.1602	V.6446.1602	10	16	2200	1950-2200	25	92	8	13	4




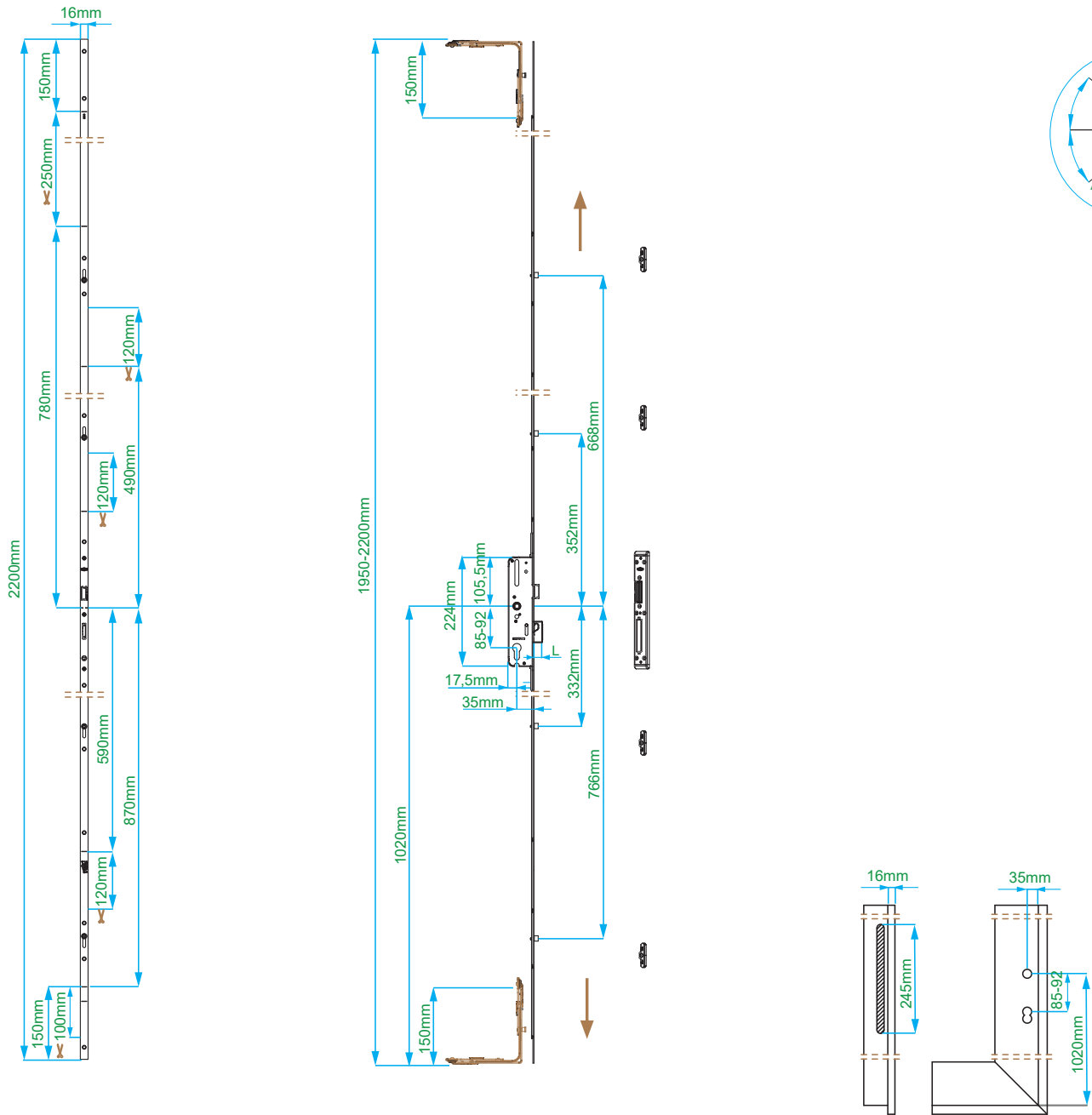
- PVC ✓ 
- Timber ✓ 
- Aluminium ✓ 




Locked Door Gear



Lever Operated / Cuttable / 35 - 85&92 / Latch & Deadbolt


Article Code RC	Article Code SC	Article Code RC / SC	Qty	Faceplate (mm)	Gear Height (mm)	'KA' (mm)	Backset (mm)	Hole Center (mm)	Spindle Housing (mm)	Shootbolt (mm)	
V.6114.1602	V.6112.1602	V.6116.1602	10	16	2200	1950-2200	35	85	8	20	4
V.6124.1602	V.6122.1602	V.6126.1602	10	16	2200	1950-2200	35	92	8	20	4
V.6134.1602	V.6132.1602	V.6136.1602	10	16	2200	1950-2200	35	85	8	13	4
V.6144.1602	V.6142.1602	V.6146.1602	10	16	2200	1950-2200	35	92	8	13	4

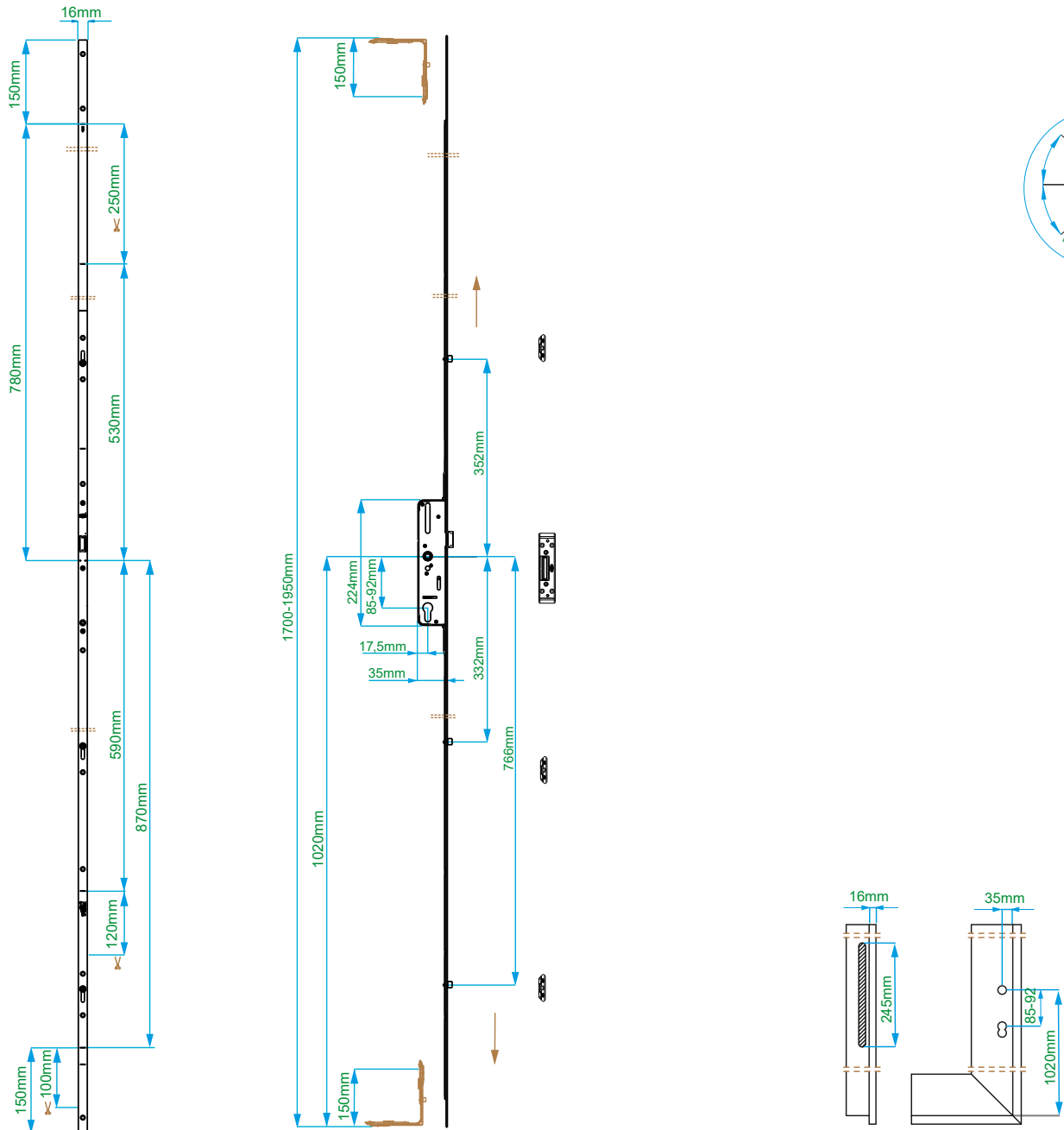



- PVC ✓ 
- Timber ✓ 
- Aluminium ✓ 

Locked Door Gear

Lever Operated / Cuttable / 35 - 85&92 / Latch

Article Code RC	Article Code SC	Article Code RC / SC	Qty	Faceplate (mm)	Gear Height (mm)	'KA' (mm)	Backset (mm)	Hole Center (mm)	Rear Backset (mm)	Spindle Housing (mm)	
V.6113.1502	V.6111.1502	V.6115.1502	10	16	1950	1700-1950	35	85	17,5	8	3
V.6123.1502	V.6121.1502	V.6125.1502	10	16	1950	1700-1950	35	92	17,5	8	3



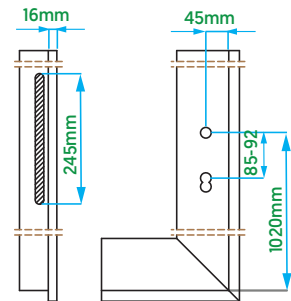
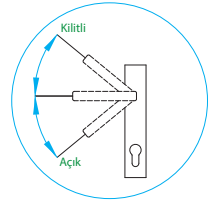
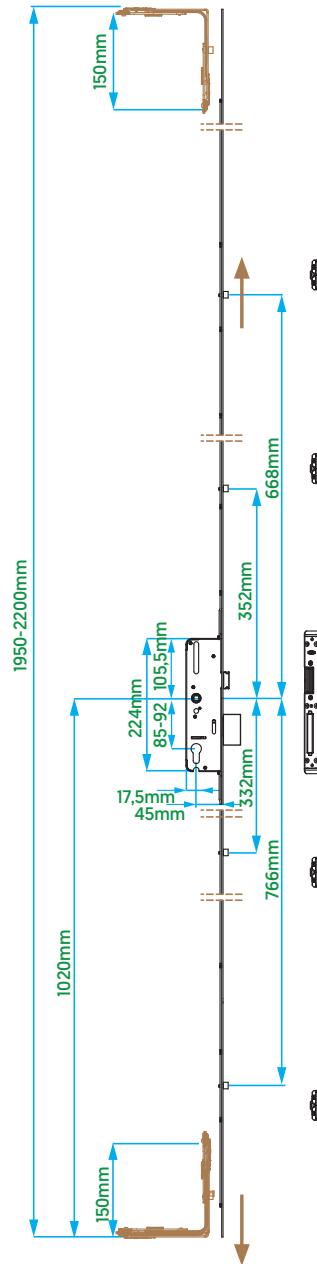
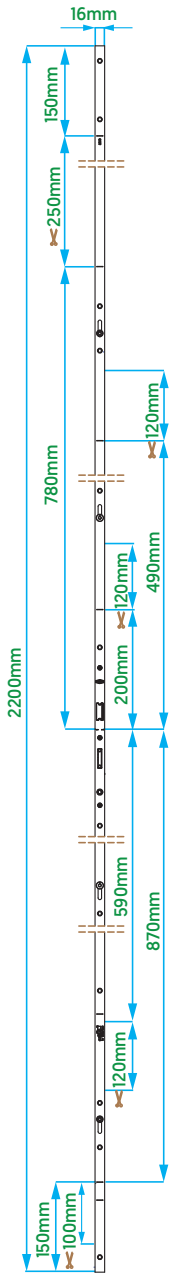
- PVC ✓ 
- Timber ✓ 
- Aluminium ✓ 

Locked Door Gear



Lever Operated / Cuttable / 45 - 85&92 / Latch & Deadbolt

Article Code RC	Article Code SC	Article Code RC / SC	Qty	Faceplate (mm)	Gear Height (mm)	'KA' (mm)	Backset (mm)	Hole Center (mm)	Spindle Housing (mm)	
V.6214.1602	V.6212.1602	V.6216.1602	10	16	2200	1950-2200	45	85	8	4
V.6224.1602	V.6222.1602	V.6226.1602	10	16	2200	1950-2200	45	92	8	4

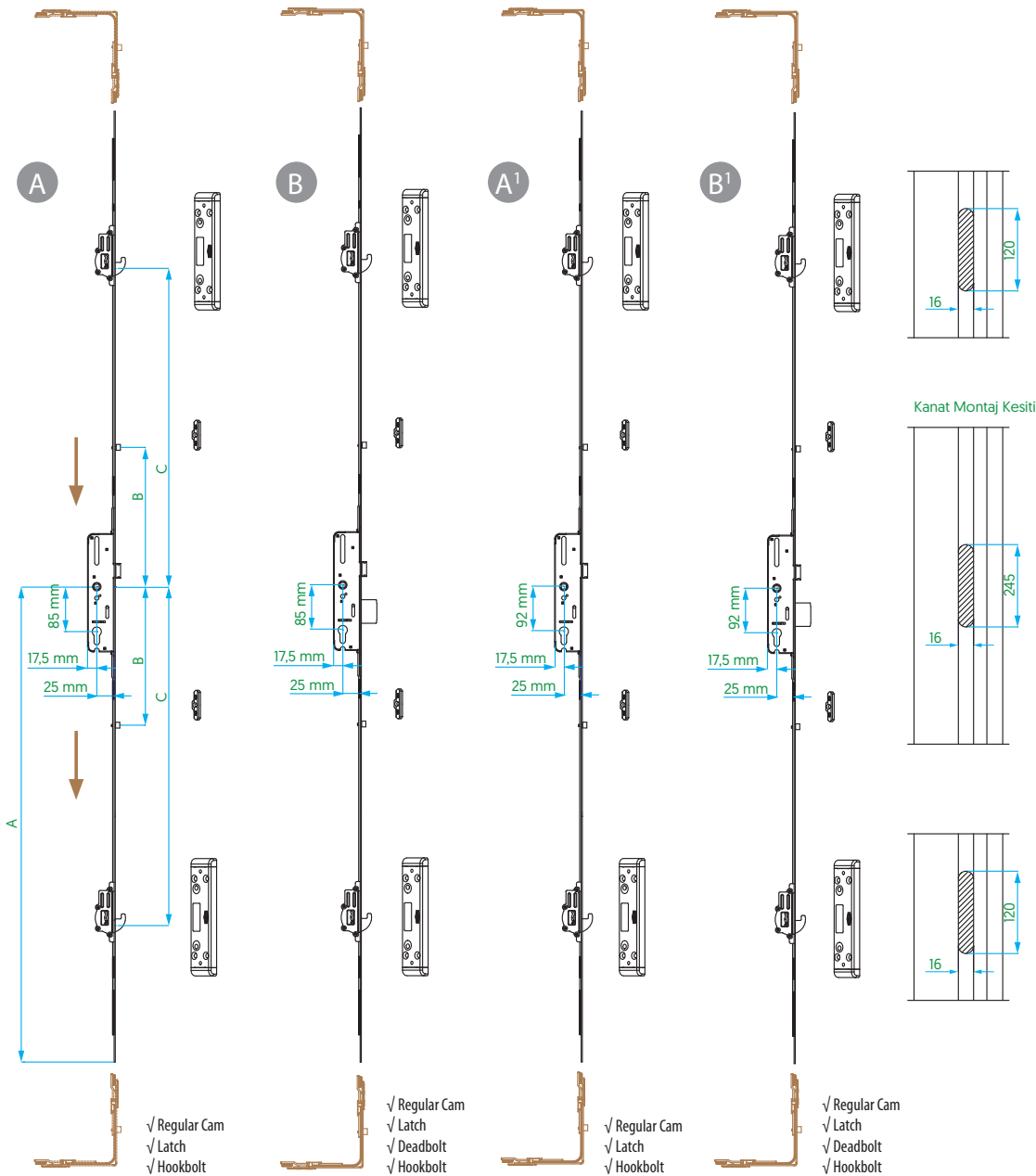


PVC	✓	
Timber	✓	
Aluminium	✓	

Locked Door Gear

Lever Operated / Hookbolt / Cuttable / 25 - 85&92 / Latch ve Latch & Deadbolt

	Article Code RC	Qty	Faceplate (mm)	Gear Size (mm)	'KA' (mm)	Backset (mm)	Hole Center (mm)	Rear Backset (mm)	Spindle Housing (mm)	A (mm)	B (mm)	C (mm)	D (mm)		
A	V6417.0602	5	16	1800	1800-2000	25	85	17.5	8	900	272	606.5	637.5	2	2
	V6417.0702	5	16	2000	2000-2200	25	85	17.5	8	900	272	606.5	637.5	2	2
B	V6418.0602	5	16	1800	1800-2000	25	85	17.5	8	900	272	606.5	637.5	2	2
	V6418.0702	5	16	2000	2000-2200	25	85	17.5	8	900	272	606.5	637.5	2	2
A¹	V6427.0602	5	16	1800	1800-2000	25	92	17.5	8	900	272	606.5	637.5	2	2
	V6427.0702	5	16	2000	2000-2200	25	92	17.5	8	900	272	606.5	637.5	2	2
B¹	V6428.0602	5	16	1800	1800-2000	25	92	17.5	8	900	272	606.5	637.5	2	2
	V6428.0702	5	16	2000	2000-2200	25	92	17.5	8	900	272	606.5	637.5	2	2



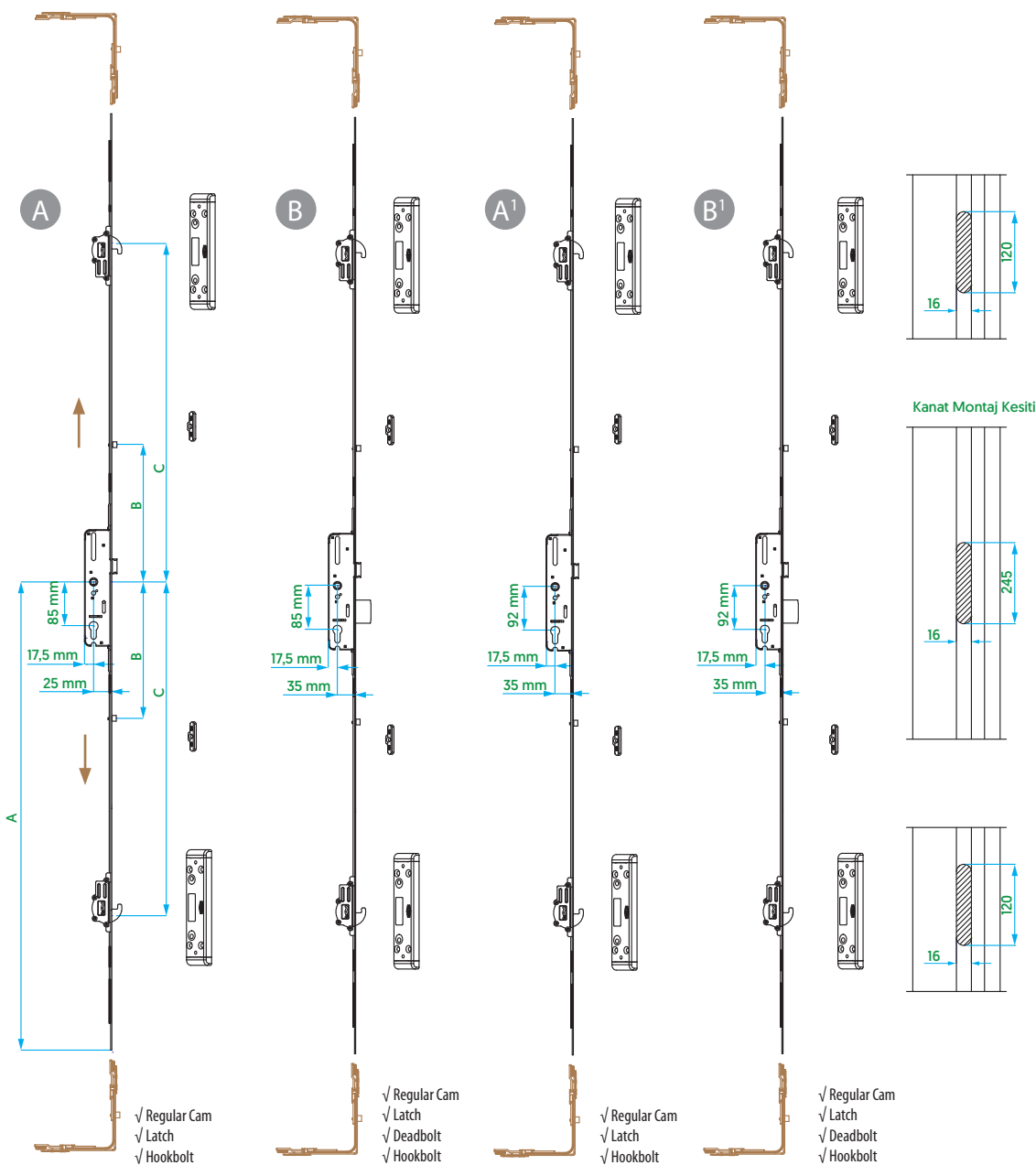
PVC	✓		
Timber	✓		
Aluminium	✓		

Locked Door Gear



Lever Operated / Hookbolt / Cuttable / 35 - 85&92 / Latch & Deadbolt

	Article Code RC	Qty	Faceplate (mm)	Gear Size (mm)	'KA' (mm)	Backset (mm)	Hole Center (mm)	Rear Backset (mm)	Spindle Housing (mm)	A (mm)	B (mm)	C (mm)	D (mm)		
A	V6117.0602	5	16	1800	1800-2000	35	85	17.5	8	900	272	648.8	637.5	2	2
	V6117.0702	5	16	2000	2000-2200	35	85	17.5	8	900	272	648.5	637.5	2	2
B	V6118.0602	5	16	1800	1800-2000	35	85	17.5	8	900	272	648.5	637.5	2	2
	V6118.0702	5	16	2000	2000-2200	35	85	17.5	8	900	272	648.5	637.5	2	2
A ¹	V6127.0602	5	16	1800	1800-2000	35	92	17.5	8	900	272	648.5	637.5	2	2
	V6127.0702	5	16	2000	2000-2200	35	92	17.5	8	900	272	648.5	637.5	2	2
B ¹	V6128.0602	5	16	1800	1800-2000	35	92	17.5	8	900	272	648.5	637.5	2	2
	V6128.0702	5	16	2000	2000-2200	35	92	17.5	8	900	272	648.5	637.5	2	2



- ✓ Regular Cam
- ✓ Latch
- ✓ Hookbolt

- ✓ Regular Cam
- ✓ Latch
- ✓ Deadbolt
- ✓ Hookbolt

- ✓ Regular Cam
- ✓ Latch
- ✓ Hookbolt



- ✓ Regular Cam
- ✓ Latch
- ✓ Deadbolt
- ✓ Hookbolt

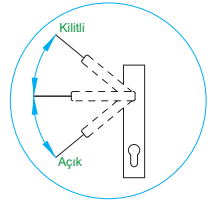
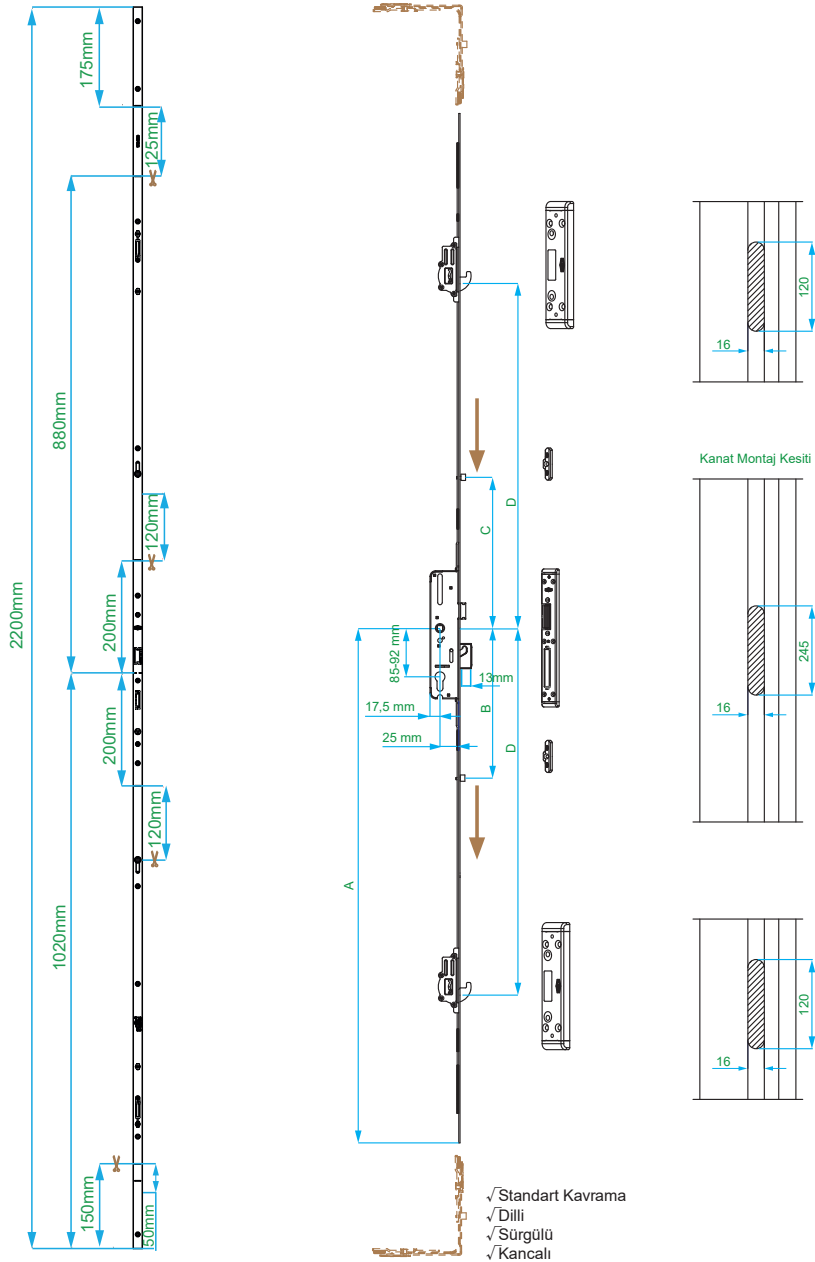
Kanat Montaj Kesiti




PVC	✓	
Timber	✓	
Aluminium	✓	

Locked Door Gear

Lever Operated / Hookbolt / Cuttable / 25 - 85&92 / Latch ve Latch & Deadbolt / 13mm Shootbolt

Article Code RC	Qty	Faceplate (mm)	Gear Height (mm)	'KA' (mm)	Backset (mm)	Hole Center (mm)	Spindle Housing (mm)	A (mm)	B (mm)	C (mm)	D (mm)		
V.6434.2602	5	16	2200	1900-2200	25	85	8	1020	332	352	760	2	2
V.6444.2602	5	16	2200	1900-2200	25	92	8	1020	332	352	760	2	2





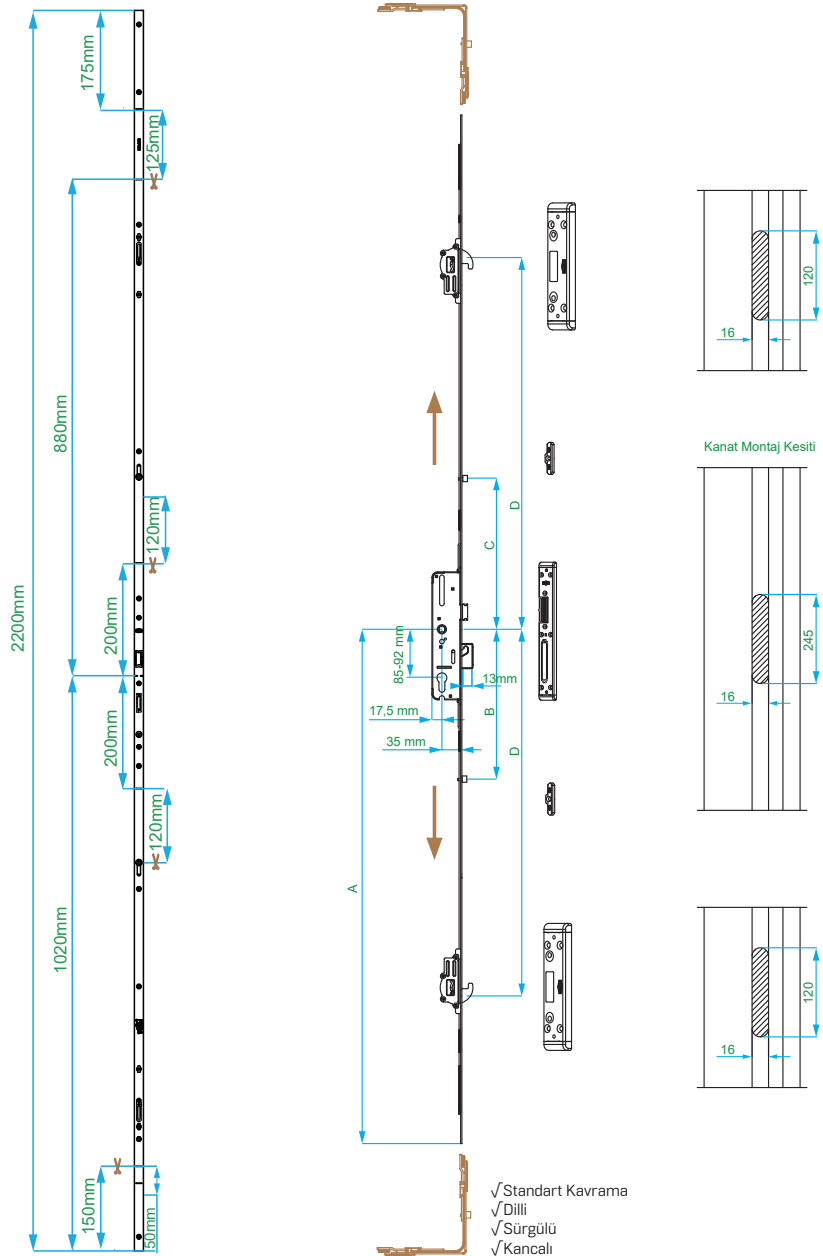
PVC	✓	
Timber	✓	
Aluminium	✓	

Locked Door Gear






Lever Operated / Hookbolt / Cuttable / 35 - 85&92 / Latch ve Latch & Deadbolt / 13mm Shootbolt

Article Code RC	Qty	Faceplate (mm)	Gear Height (mm)	'KA' (mm)	Backset (mm)	Hole Center (mm)	Spindle Housing (mm)	A (mm)	B (mm)	C (mm)	D (mm)		
V.6134.2602	5	16	2200	1900-2200	35	85	8	1020	332	352	760	2	2
V.6144.2602	5	16	2200	1900-2200	35	92	8	1020	332	352	760	2	2





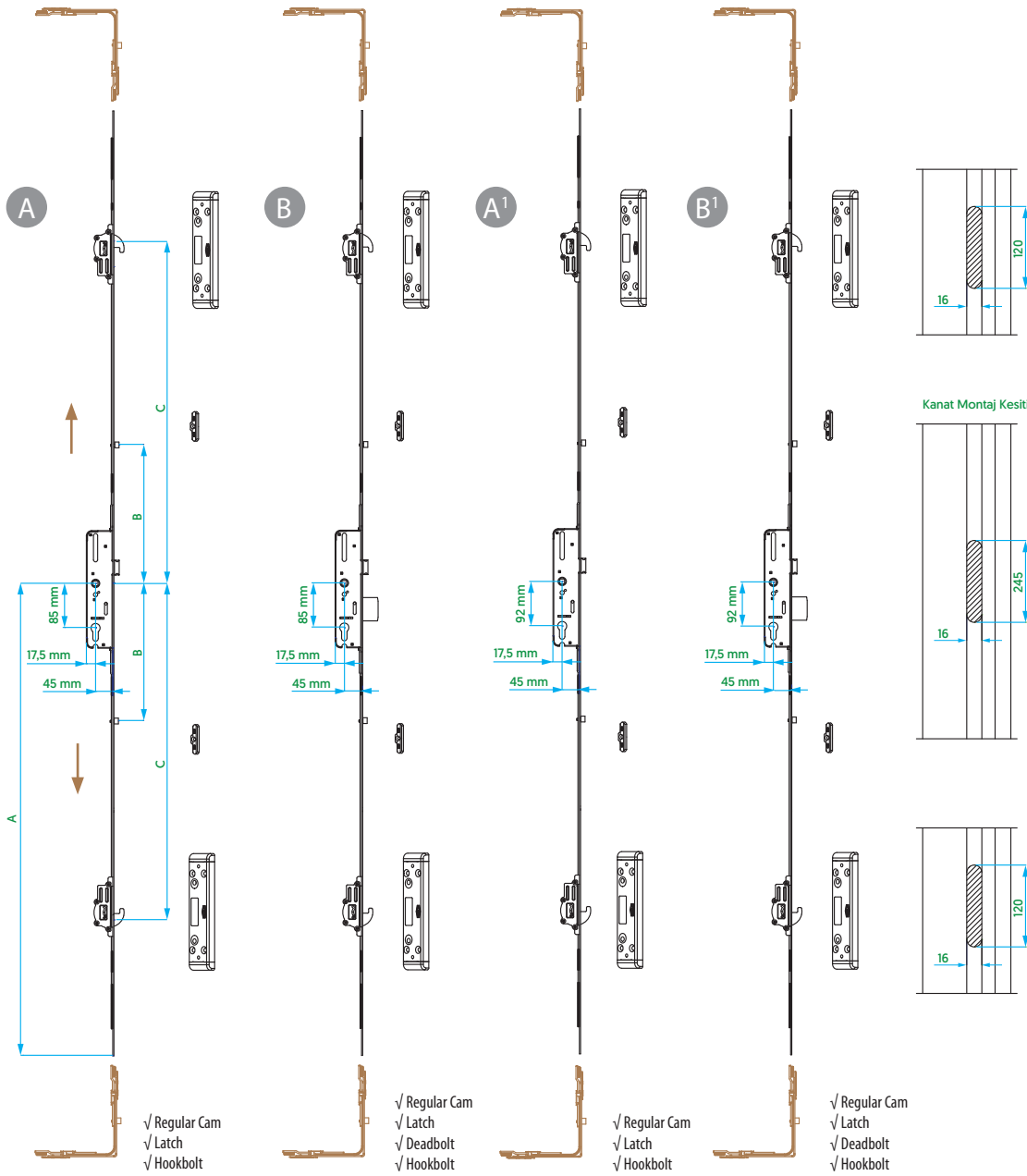
- √ Standart Kavrama
- √ Dilli
- √ Sürgülü
- √ Kanceli




PVC	✓	
Timber	✓	
Aluminium	✓	

Locked Door Gear

Lever Operated / Hookbolt / Cuttable / 45 - 85&92 / Latch ve Latch & Deadbolt

	Article Code RC	Qty	Face-plate(mm)	Gear Height (mm)	'KA' (mm)	Back-set (mm)	Hole Center (mm)	Rear Backset (mm)	Spindle Housing (mm)	A (mm)	B (mm)	C (mm)	D (mm)		
A	V.6217.0602	5	16	1800	1800-2000	45	85	17,5	8	900	272	648.8	637.5	2	2
	V.6217.0702	5	16	2000	2000-2200	45	85	17,5	8	900	272	648.5	637.5	2	2
B	V.6218.0602	5	16	1800	1800-2000	45	85	17,5	8	900	272	648.5	637.5	2	2
	V.6218.0702	5	16	2000	2000-2200	45	85	17,5	8	900	272	648.5	637.5	2	2
A ¹	V.6227.0602	5	16	1800	1800-2000	45	92	17,5	8	900	272	648.5	637.5	2	2
	V.6227.0702	5	16	2000	2000-2200	45	92	17,5	8	900	272	648.5	637.5	2	2
B ¹	V.6228.0602	5	16	1800	1800-2000	45	92	17,5	8	900	272	648.5	637.5	2	2
	V.6228.0702	5	16	2000	2000-2200	45	92	17,5	8	900	272	648.5	637.5	2	2





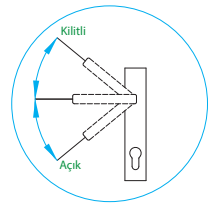
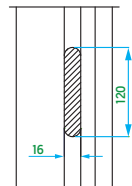
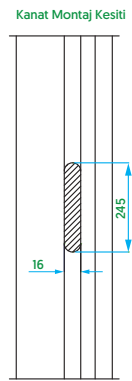
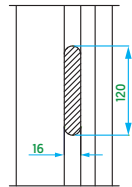
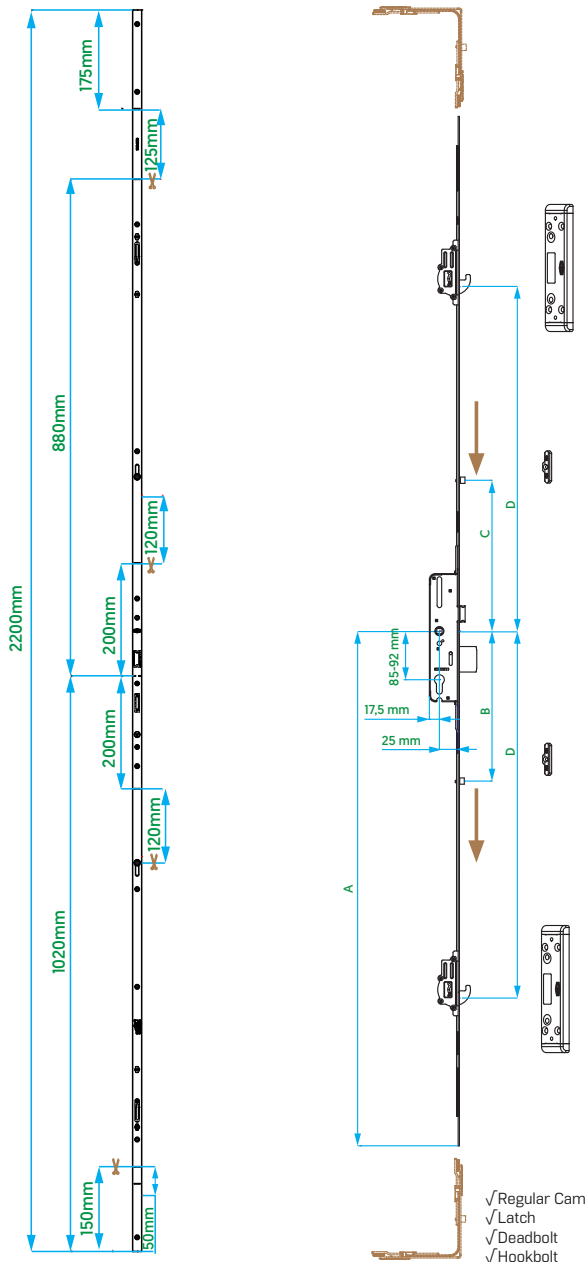
- PVC ✓ 
- Timber ✓ 
- Aluminium ✓ 

Locked Door Gear



Lever Operated / Hookbolt / Cuttable / 25 - 85&92 / Latch ve Latch & Deadbolt



Article Code RC	Qty	Faceplate (mm)	Gear Height (mm)	'KA' (mm)	Backset (mm)	Spindle Housing (mm)	Hinge Cam (mm)	A (mm)	B (mm)	C (mm)	D (mm)		
V.6414.2602	5	16	2200	1900-2200	25	85	8	1020	332	352	760	2	2
V.6424.2602	5	16	2200	1900-2200	25	92	8	1020	332	352	760	2	2

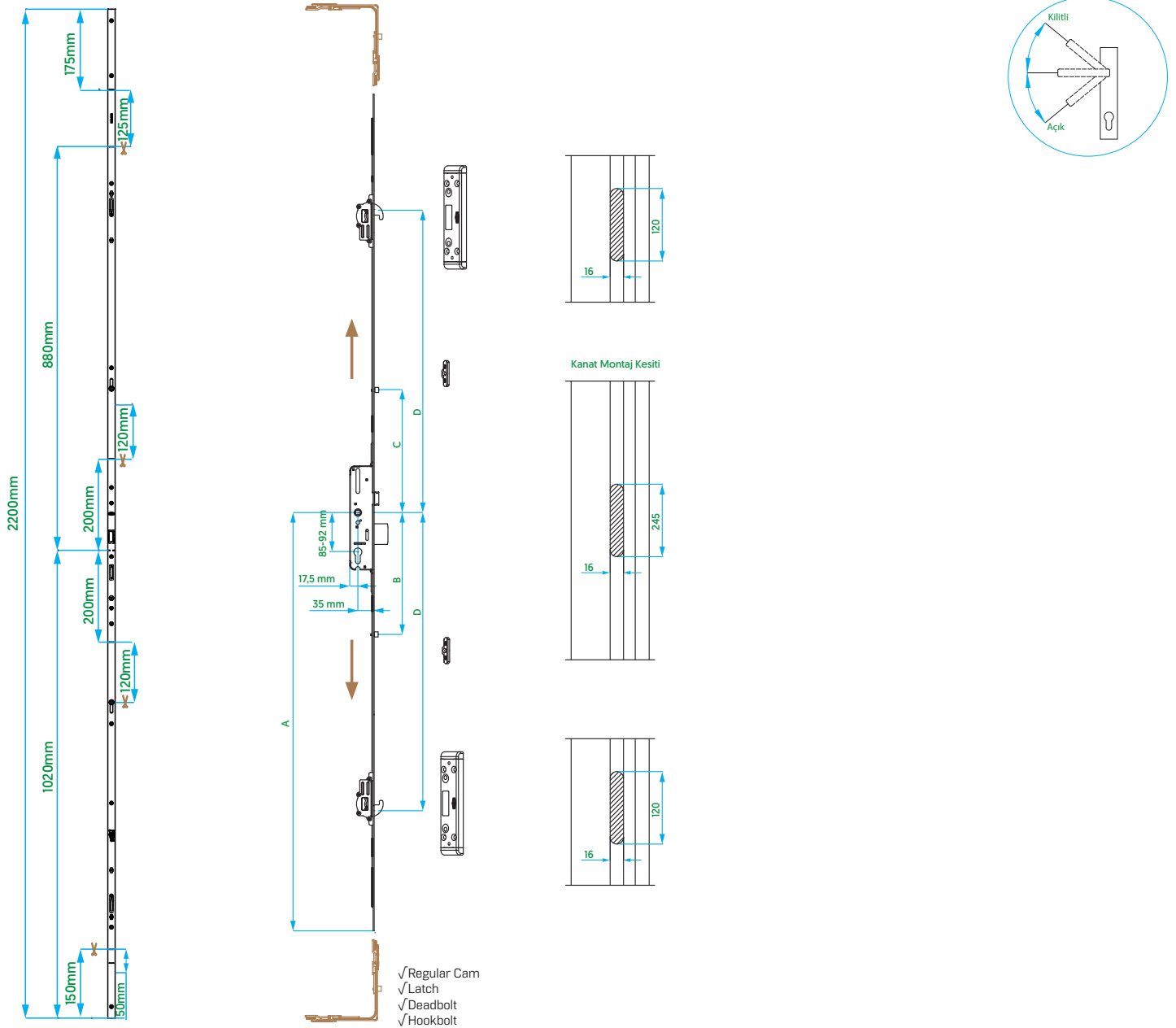








PVC	✓	
Timber	✓	
Aluminium	✓	

Locked Door Gear

Lever Operated / Hookbolt / Cuttable / 35 - 85&92 / Latch ve Latch & Deadbolt

Article Code RC	Qty	Faceplate (mm)	Gear Height (mm)	'KA' (mm)	Backset (mm)	Hole Center (mm)	Spindle Housing (mm)	A (mm)	B (mm)	C (mm)	D (mm)		
V.6114.2602	5	16	2200	1900-2200	35	85	8	1020	332	352	760	2	2
V.6124.2602	5	16	2200	1900-2200	35	92	8	1020	332	352	760	2	2





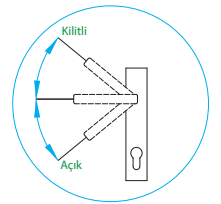
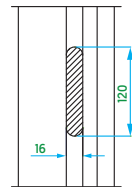
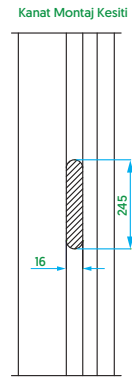
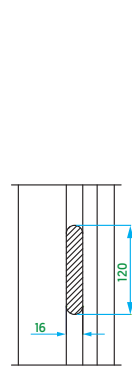
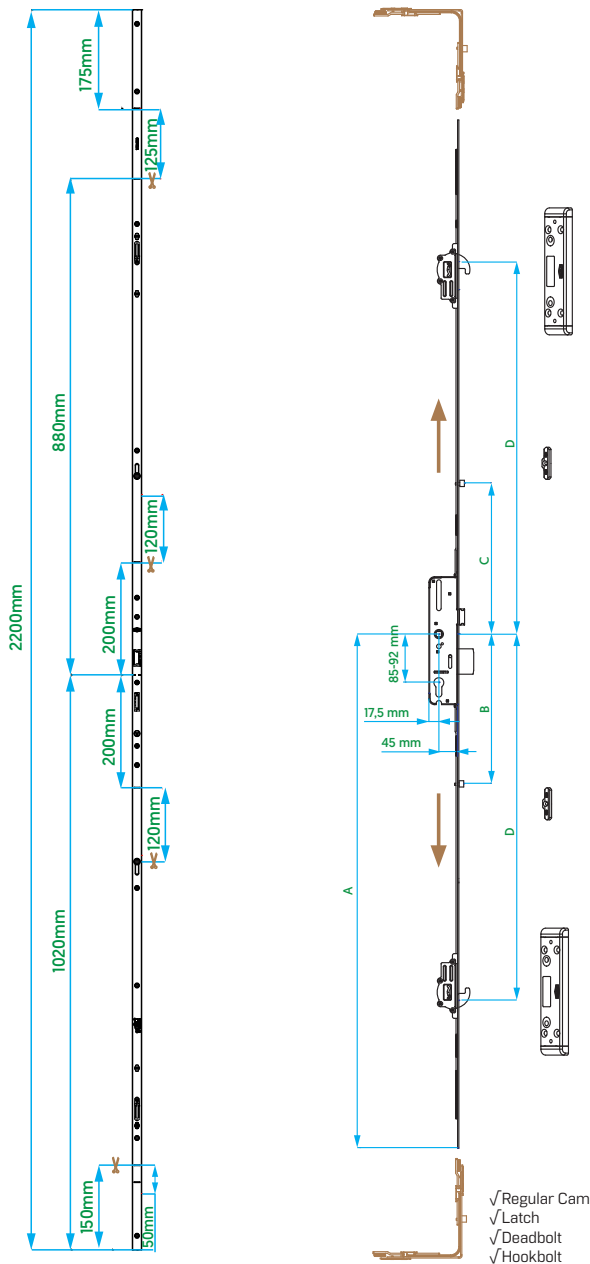
PVC	✓		
Timber	✓		
Aluminium	✓		

Locked Door Gear



Lever Operated / Hookbolt / Cuttable / 45 - 85&92 / Latch ve Latch & Deadbolt

Article Code RC	Qty	Faceplate (mm)	Gear Height (mm)	'KA' (mm)	Backset (mm)	Hole Center (mm)	Spindle Housing (mm)	A (mm)	B (mm)	C (mm)	D (mm)		
V.6214.2602	5	16	2200	1900-2200	45	85	8	1020	332	352	760	2	2
V.6224.2602	5	16	2200	1900-2200	45	92	8	1020	332	352	760	2	2




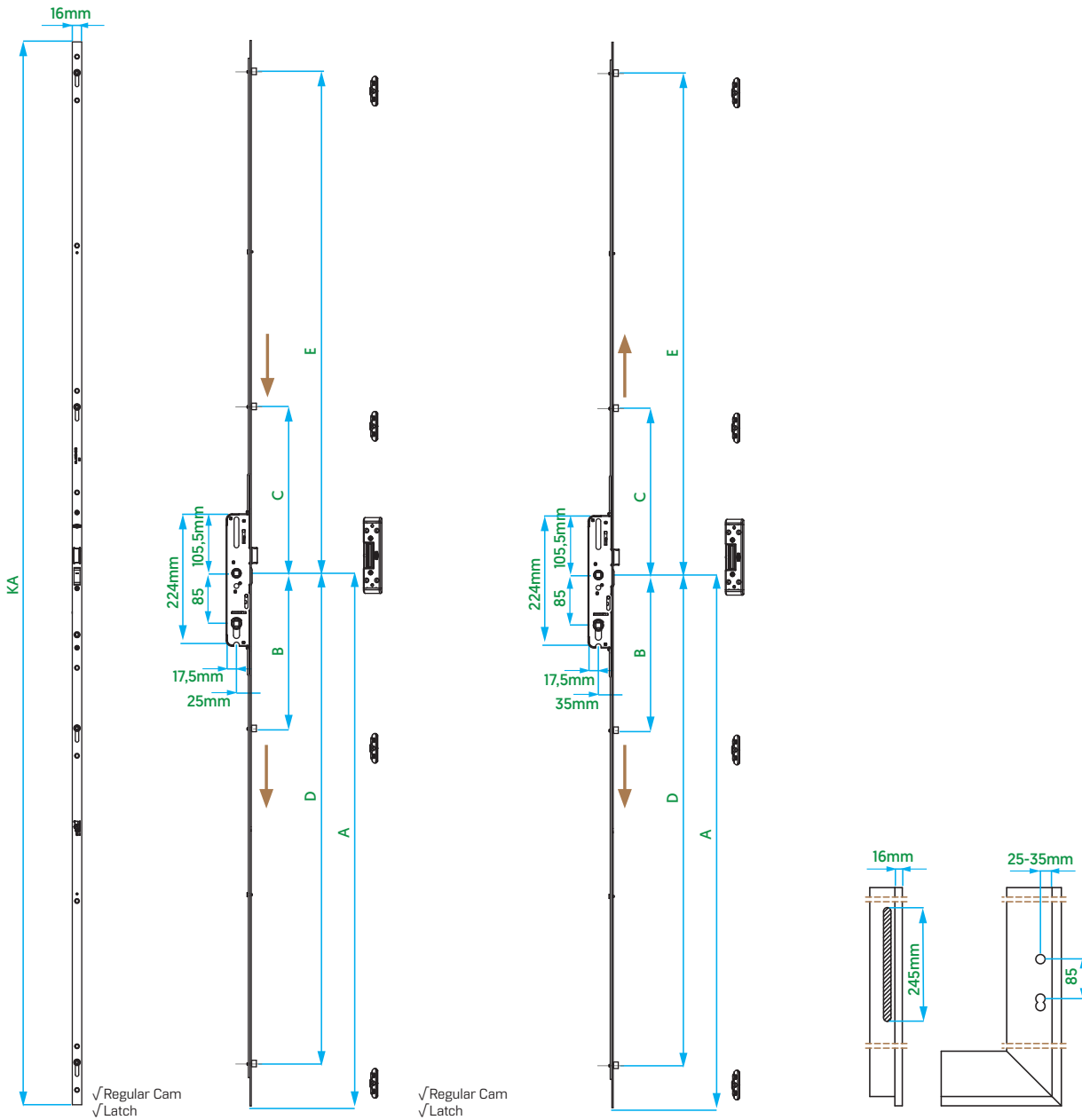
- ✓ Regular Cam
- ✓ Latch
- ✓ Deadbolt
- ✓ Hookbolt


PVC	✓	
Timber	✓	
Aluminium	✓	

WC Locked Door Gear

Lever Operated / 25&35 - 85 / Latch

Article Code RC	Qty	Faceplate (mm)	Gear Height (mm)	Backset (mm)	Hole Center (mm)	Spindle Housing (mm)	A (mm)	B (mm)	C (mm)	D (mm)	E (mm)	
V.6513.0102	10	16	1600	25	85	8	800	229	247	729	747	4
V.6513.0202	10	16	1800	25	85	8	900	263	281	829	847	4
V.6513.0302	10	16	1600-2200	25	85	8	1000	332	350	729	747	4
V.6513.0402	10	16	2000	25	85	8	1000	297	315	929	947	4
V.6313.0102	10	16	1600	35	85	8	800	229	229	729	729	4
V.6313.0202	10	16	1800	35	85	8	900	263	263	829	829	4
V.6313.0302	10	16	1600-2200	35	85	8	1000	332	332	729	729	4
V.6313.0402	10	16	2000	35	85	8	1000	297	297	929	929	4



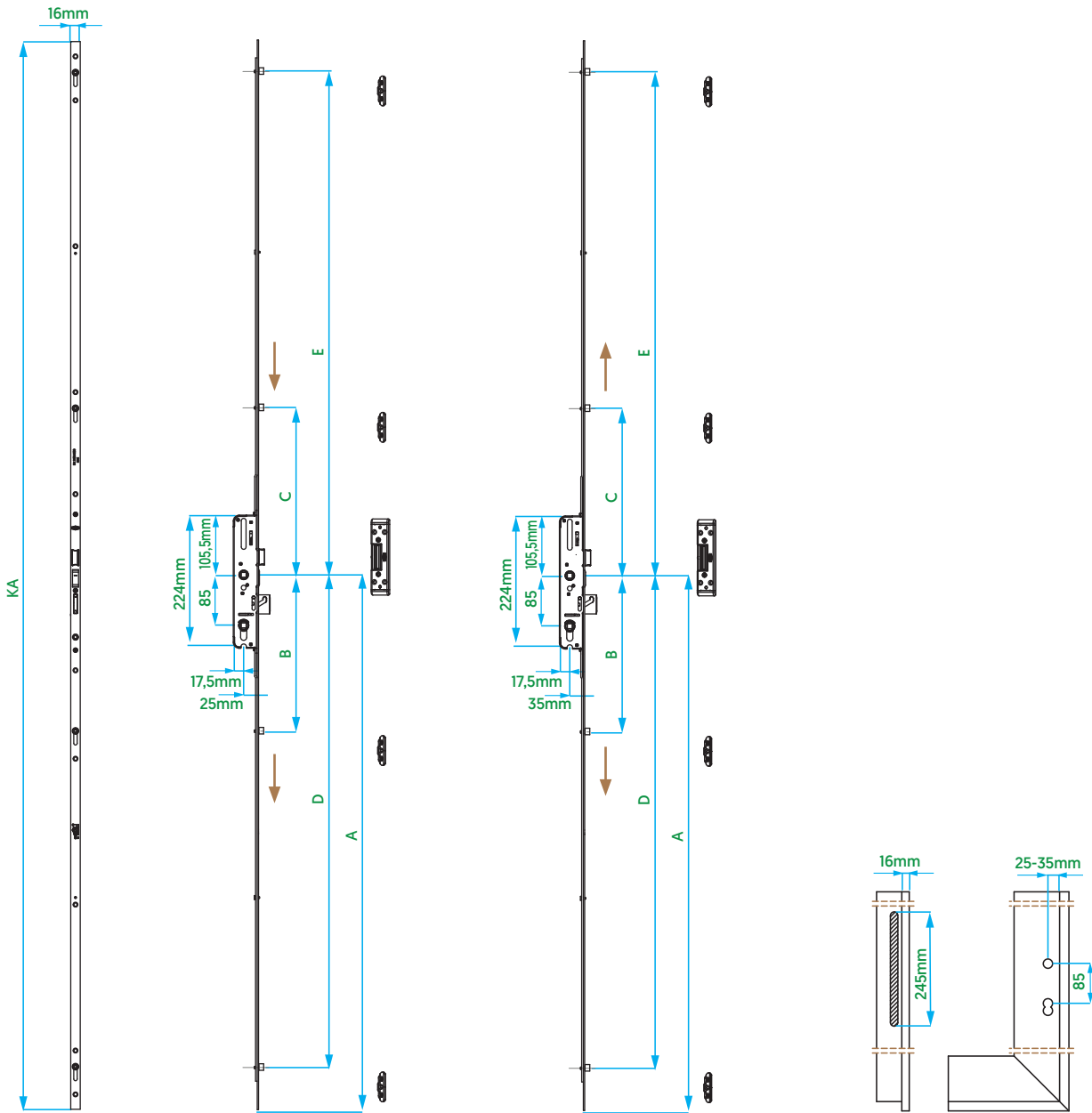
- PVC ✓ 
- Timber ✓ 
- Aluminium ✓ 

WC Locked Door Gear



Lever Operated / 25&35 - 85 / Latch & Deadbolt


Article Code RC	Qty	Faceplate (mm)	Gear Height (mm)	Backset (mm)	Hole Center (mm)	Spindle Housing (mm)	A (mm)	B (mm)	C (mm)	D (mm)	E (mm)	
V.6514.0102	10	16	1600	25	85	8	800	229	247	729	747	4
V.6514.0202	10	16	1800	25	85	8	900	263	281	829	847	4
V.6514.0302	10	16	1600-2200	25	85	8	1000	332	350	729	747	4
V.6514.0402	10	16	2000	25	85	8	1000	297	315	929	947	4
V.6314.0102	10	16	1600	35	85	8	800	229	229	729	729	4
V.6314.0202	10	16	1800	35	85	8	900	263	263	829	829	4
V.6314.0302	10	16	1600-2200	35	85	8	1000	332	332	729	729	4
V.6314.0402	10	16	2000	35	85	8	1000	297	297	929	929	4

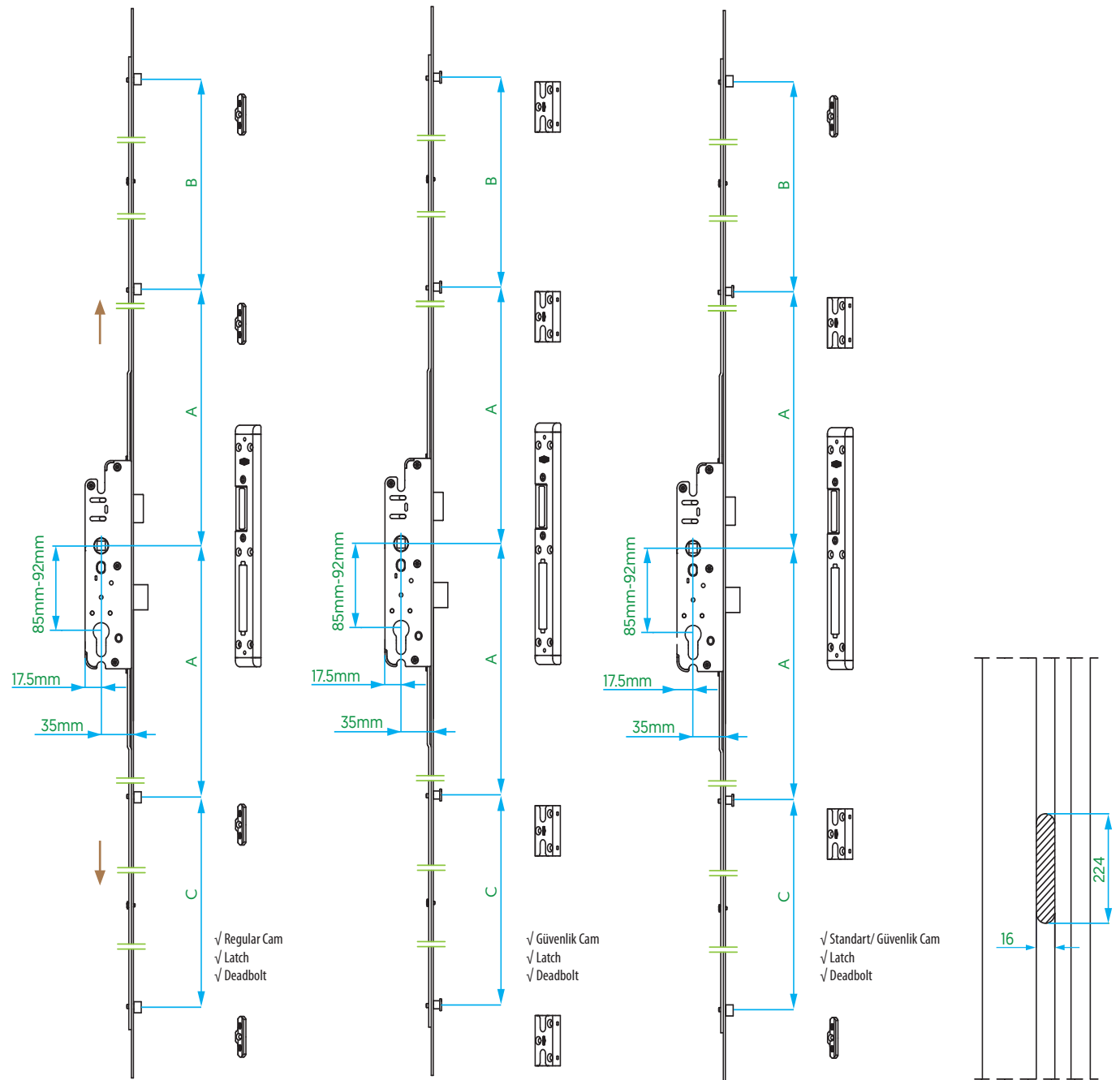









- PVC ✓
- Timber ✓
- Aluminium ✓

Locked Door Gear

Key Operated / 35 - 85&92 / Latch & Deadbolt

Article Code RC	Article Code SC	Article Code RC / SC	Qty	Faceplate (mm)	Gear Height (mm)	Backset (mm)	Spindle Height (mm)	Rear Backset (mm)	Spindle Housing (mm)	A (mm)	B (mm)	C (mm)	
V.6614.0102	V.6612.0102	V.6615.0102	10	16	1600-1800	35	85	17.5	8	263	480	450	4
V.6614.0202	V.6612.0202	V.6615.0202	10	16	1800-2000	35	85	17.5	8	263	580	550	4
V.6614.0302	V.6612.0302	V.6615.0302	10	16	2000-2200	35	85	17.5	8	370	573	545	4
V.6624.0102	V.6622.0102	V.6625.0102	10	16	1600-1800	35	92	17.5	8	263	480	450	4
V.6624.0202	V.6622.0202	V.6625.0202	10	16	1800-2000	35	92	17.5	8	263	580	550	4
V.6624.0302	V.6622.0302	V.6625.0302	10	16	2000-2200	35	92	17.5	8	370	573	545	4




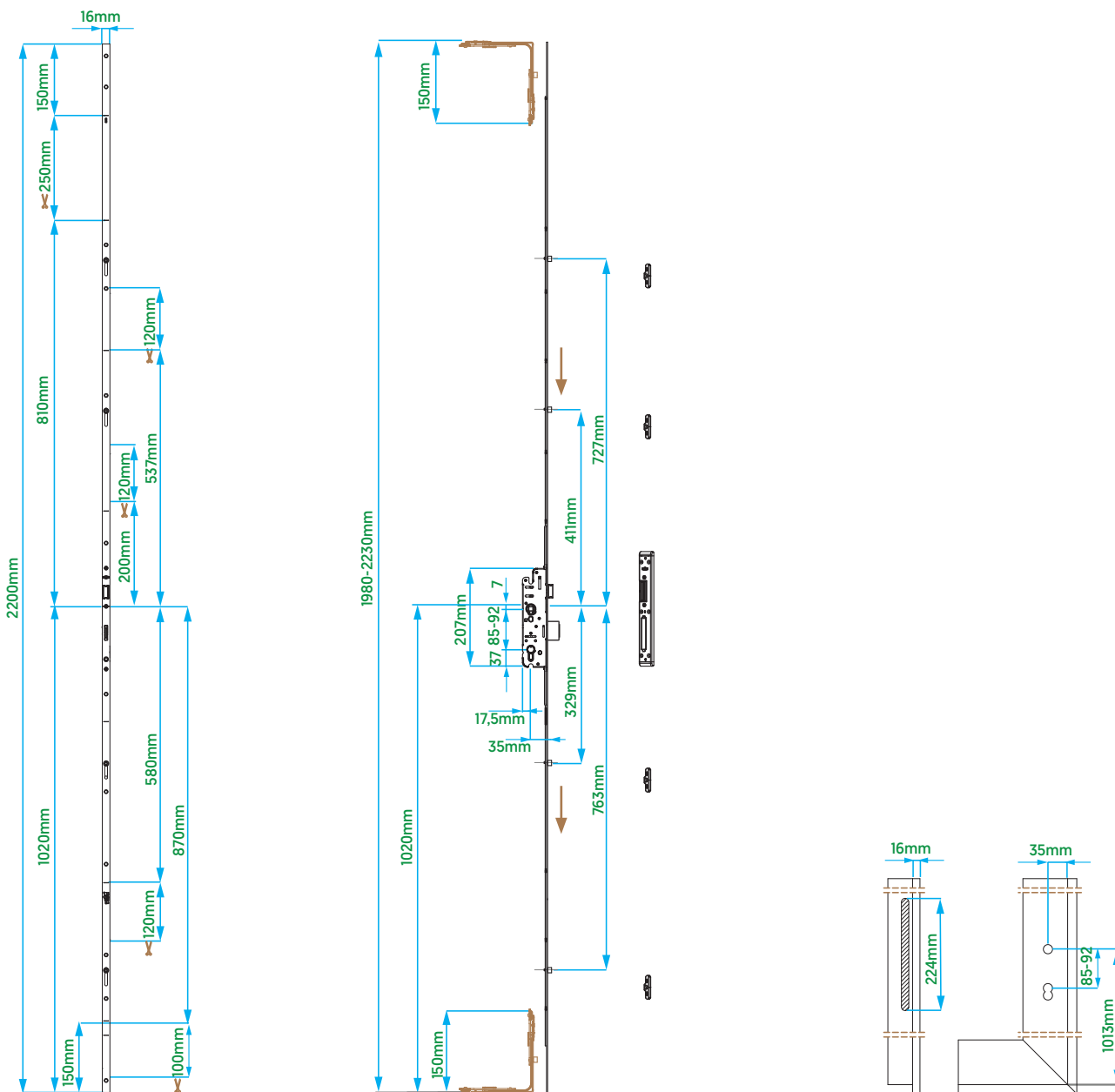
PVC	✓			
Timber	✓			
Aluminium	✓			

Locked Door Gear



Key Operated / 35 - 85&92 / Latch & Deadbolt


Article Code RC	Article Code SC	Article Code RC / SC	Qty	Faceplate (mm)	Gear Height (mm)	Backset (mm)	Hole Center (mm)	Spindle Housing (mm)	
V.6614.0402	V.6612.0402	V.6615.0402	10	16	1960-2230	35	85	8	4
V.6624.0402	V.6622.0402	V.6625.0402	10	16	1980-2230	35	92	8	4

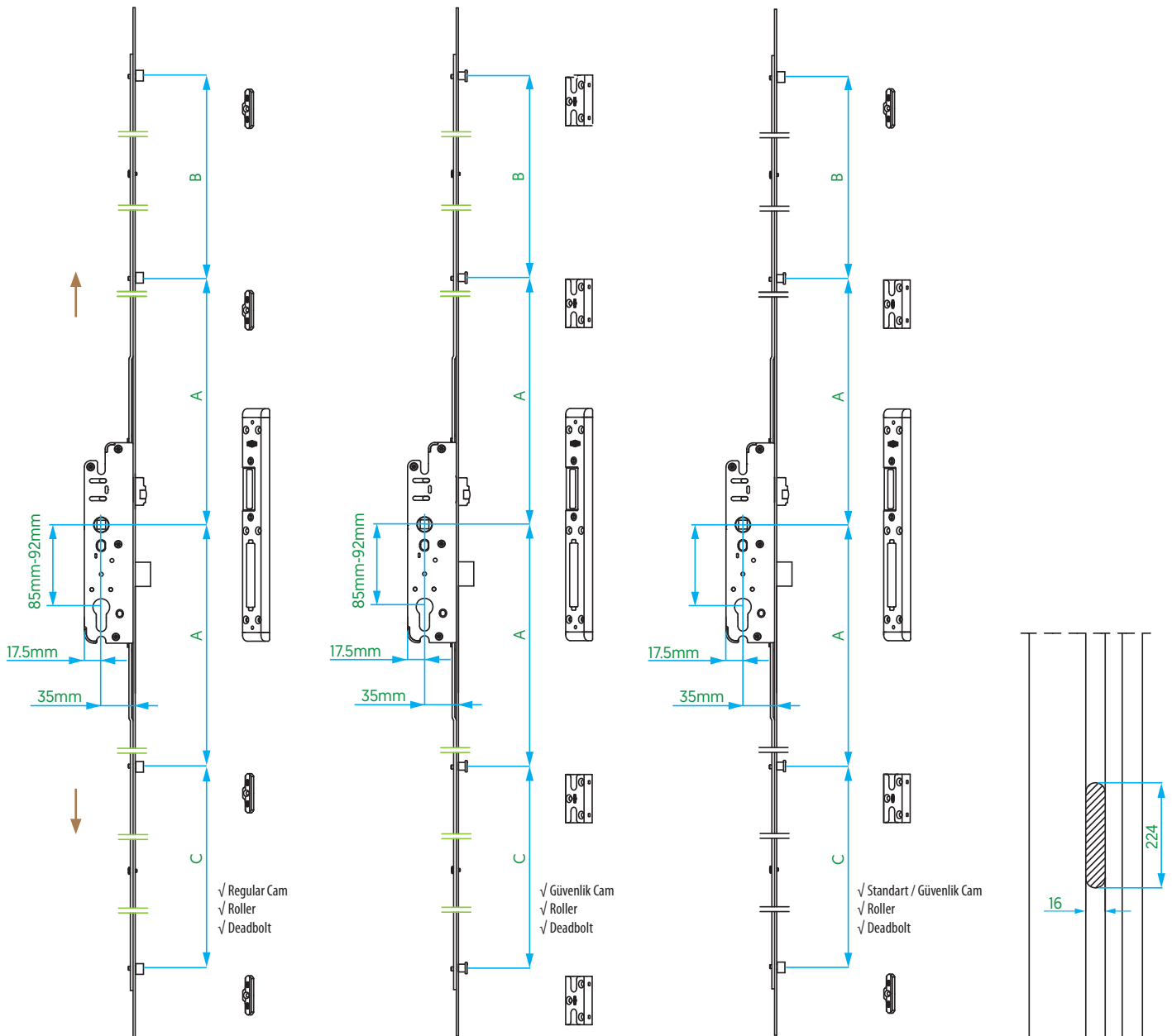










PVC	✓			
Timber	✓			
Aluminium	✓			

Locked Door Gear

Key Operated / 35 - 85&92 / Roller & Deadbolt

Article Code RC	Article Code SC	Article Code RC / SC	Qty	Faceplate (mm)	Gear Height (mm)	Backset (mm)	Hole Center (mm)	Rear Backset (mm)	Spindle Housing (mm)	A (mm)	B (mm)	C (mm)	
V.6714.0102	V.6712.0102	V.6715.0102	10	16	1600-1800	35	85	17.5	8	263	480	450	4
V.6714.0202	V.6712.0202	V.6715.0202	10	16	1800-2000	35	85	17.5	8	263	580	550	4
V.6714.0302	V.6712.0302	V.6715.0302	10	16	2000-2200	35	85	17.5	8	370	573	545	4
V.6724.0102	V.6722.0102	V.6725.0102	10	16	1600-1800	35	92	17.5	8	263	480	450	4
V.6724.0202	V.6722.0202	V.6725.0202	10	16	1800-2000	35	92	17.5	8	263	580	550	4
V.6724.0302	V.6722.0302	V.6725.0302	10	16	2000-2200	35	92	17.5	8	370	573	545	4





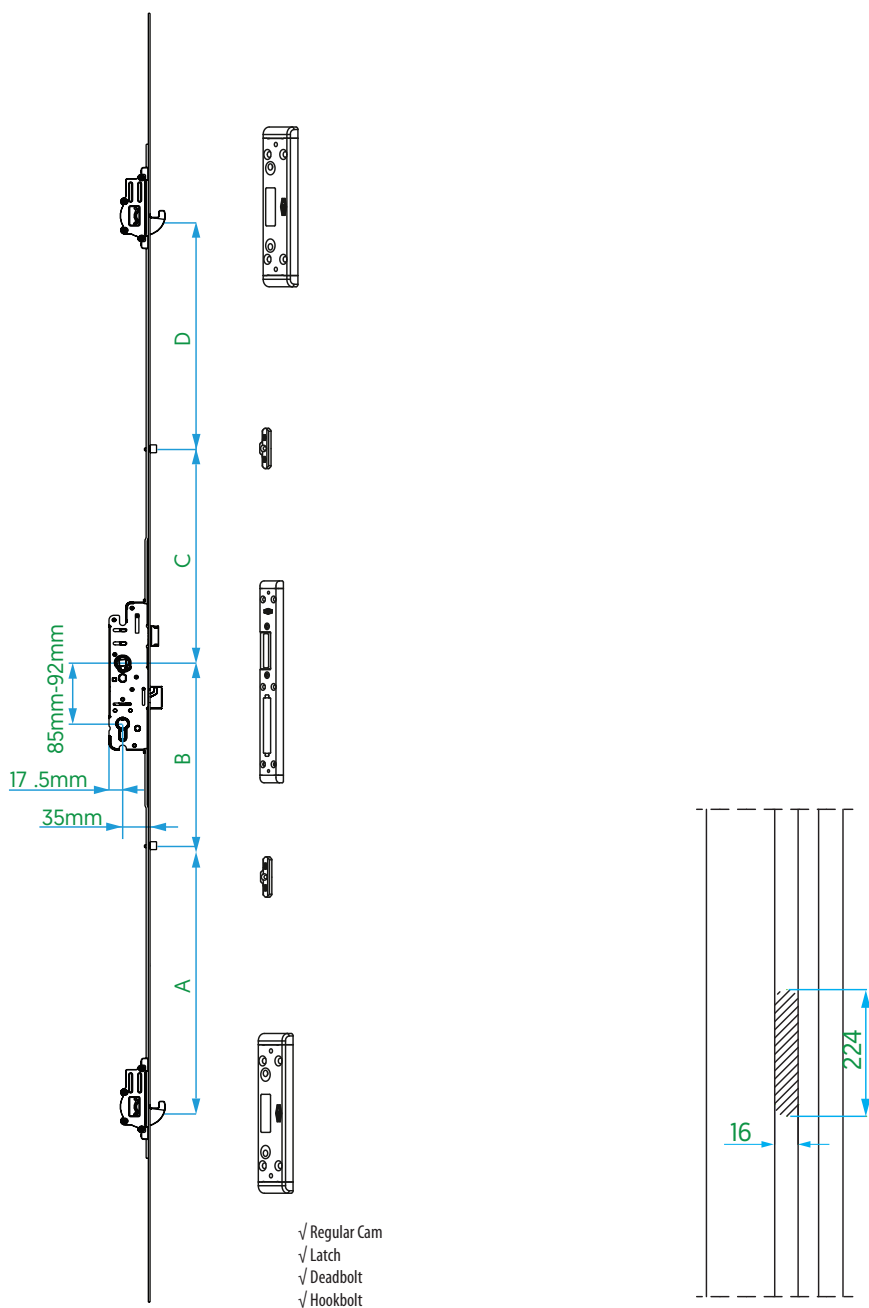
PVC	✓			
Timber	✓			
Aluminium	✓			








Locked Door Gear



Key Operated / Hookbolt / 35 - 85&92 / Latch & Deadbolt



Article Code RC	Qty	Faceplate (mm)	Gear Height (mm)	Backset (mm)	Hole Center (mm)	Rear Backset (mm)	Spindle Housing (mm)	A (mm)	B (mm)	C (mm)	D (mm)		
V.6618.0602	5	16	1800-2000	35	85	17.5	8	375	263	290	315	2	2
V.6618.0702	5	16	2000-2200	35	85	17.5	8	375	263	290	315	2	2
V.6619.0602	5	16	1800-2000	35	92	17.5	8	375	263	290	315	2	2
V.6619.0702	5	16	2000-2200	35	92	17.5	8	375	263	290	315	2	2

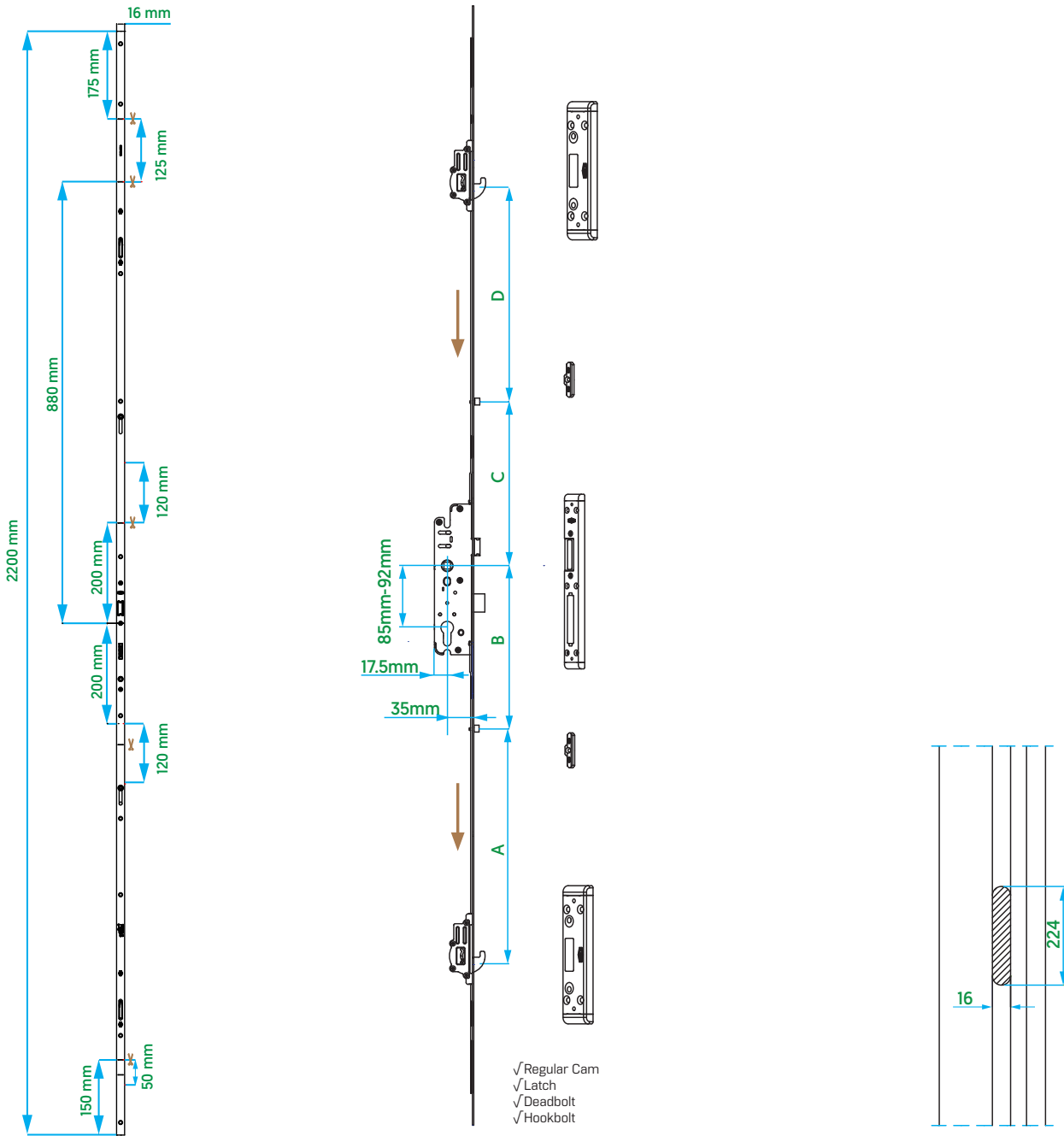











PVC	✓			
Timber	✓			
Aluminium	✓			

Locked Door Gear

Key Operated / Hookbolt / 35 - 85&92 / Latch & Deadbolt

Article Code RC	Qty	Faceplate (mm)	Gear Height (mm)	Backset (mm)	Hole Center (mm)	Spindle Housing (mm)	A (mm)	B (mm)	C (mm)	D (mm)		
V.6618.2402	5	16	1900-2200	35	85	8	431	329	411	348	2	2
V.6619.2402	5	16	1900-2200	35	92	8	431	329	411	348	2	2




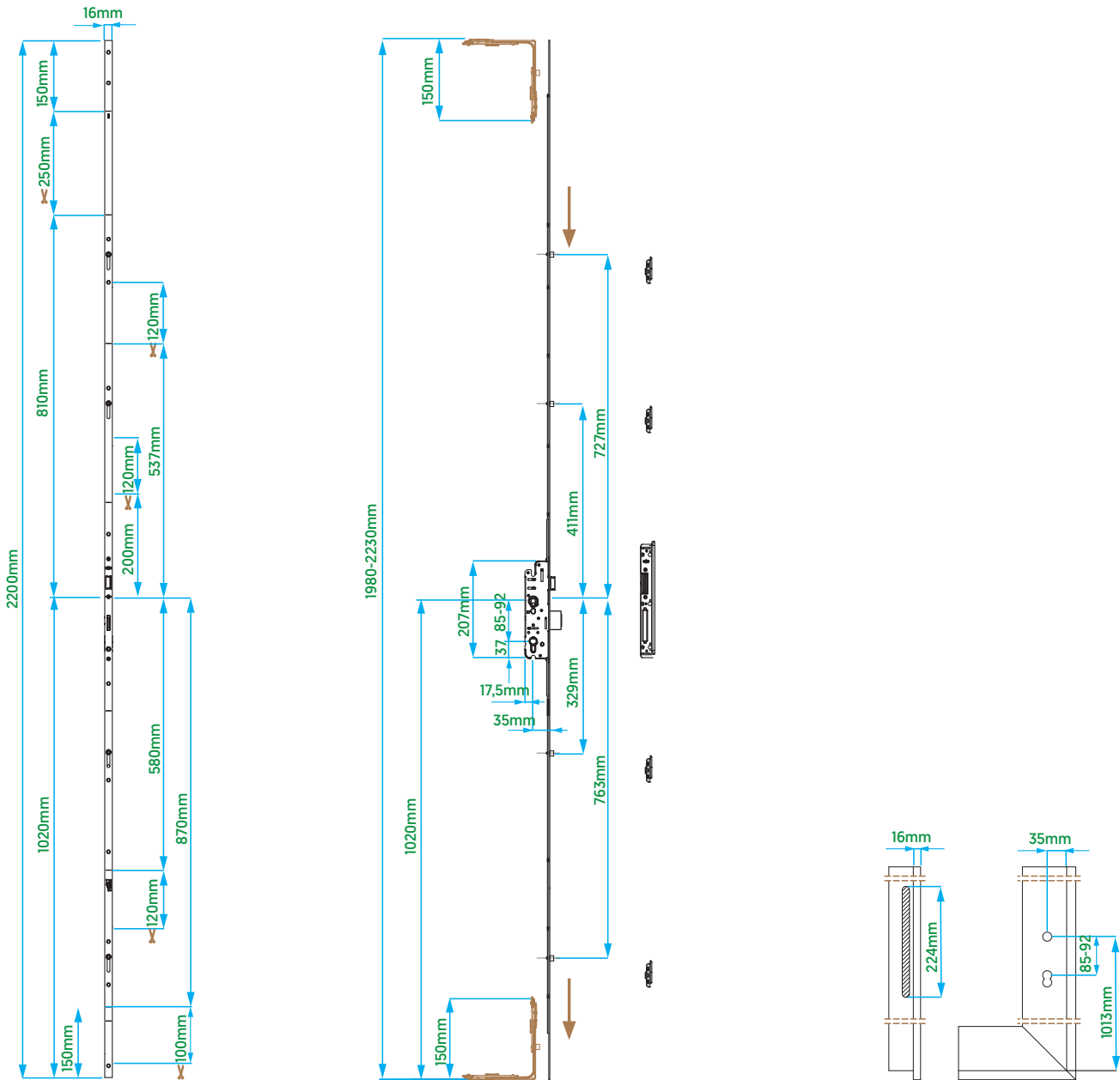
PVC	✓			
Timber	✓			
Aluminium	✓			

WC Locked Door Gear



Key Operated / 35 - 85&92 / Roller & Deadbolt

Article Code RC	Article Code SC	Article Code RC / SC	Qty	Faceplate (mm)	Gear Height (mm)	Backset (mm)	Hole Center (mm)	Spindle Housing (mm)	
V.6714.0402	V.6712.0402	V.6715.0402	10	16	1980-2230	35	85	8	4
V.6724.0402	V.6722.0402	V.6725.0402	10	16	1980-2230	35	92	8	4

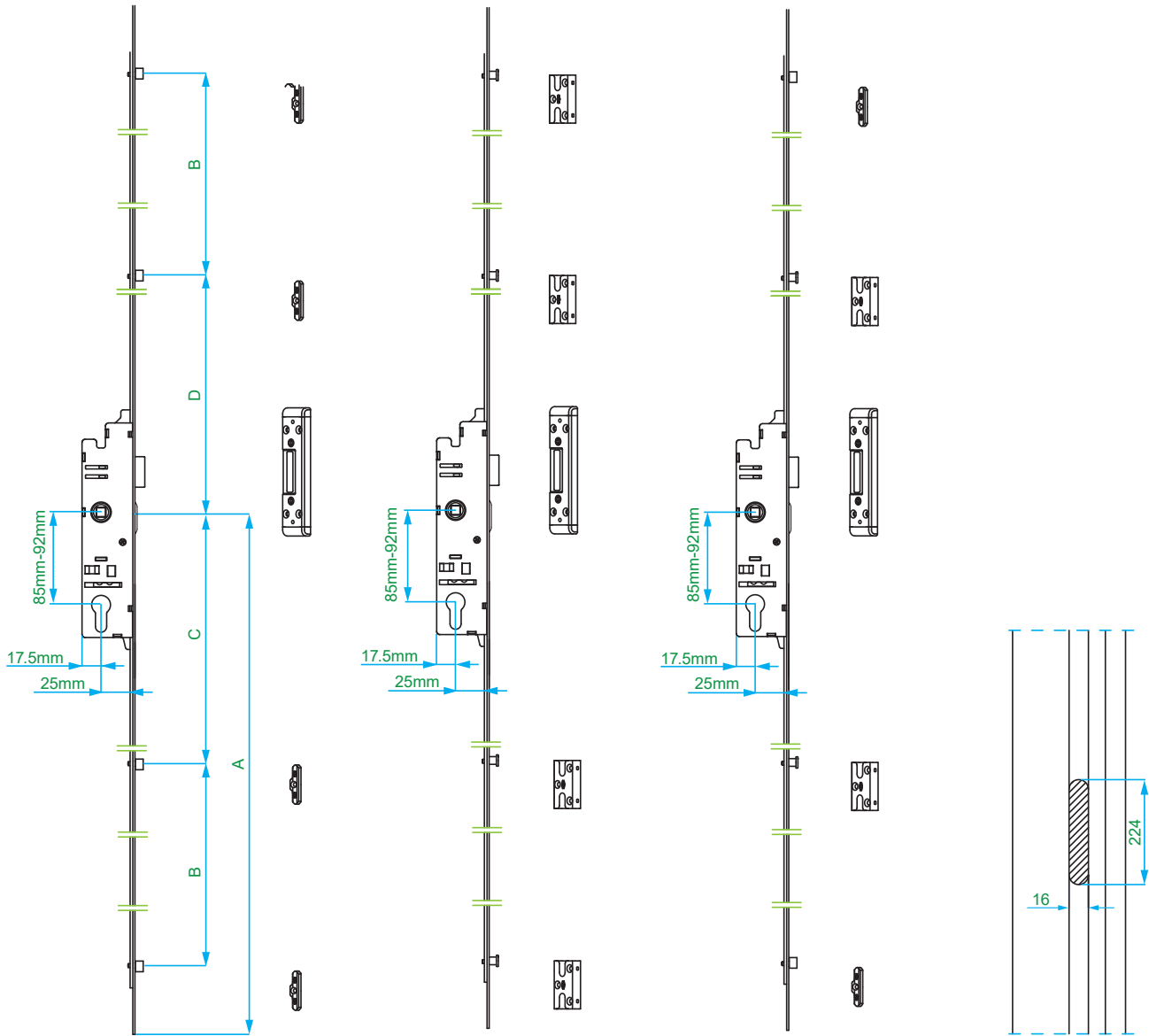


PVC	✓			
Timber	✓			
Aluminium	✓			

Plastic Case Locked Door Gear

25 - 85&92 / Latch

Article Code RC	Article Code SC	Article Code RC / SC	Qty	Gear Height (mm)	Backset (mm)	Hole Center (mm)	Rear Backset (mm)	Spindle Housing (mm)	A (mm)	B (mm)	C (mm)	D (mm)	
V.6413.0802	V.6411.0802	V.6415.0802	12	1600	25	85	17.5	8	800	500	229	247	4
V.6413.0902	V.6411.0902	V.6415.0902	12	1800	25	85	17.5	8	900	566	263	281	4
V.6413.1002	V.6411.1002	V.6415.1002	10	2200	25	85	17.5	8	1000	397	332	350	4
V.6413.1402	V.6411.1402	V.6415.1402	10	2000	25	85	17.5	8	1000	632	297	315	4
V.6423.0802	V.6421.0802	V.6425.0802	12	1600	25	92	17.5	8	800	500	229	247	4
V.6423.0902	V.6421.0902	V.6425.0902	12	1800	25	92	17.5	8	900	566	263	281	4
V.6423.1002	V.6421.1002	V.6425.1002	10	2200	25	92	17.5	8	1000	397	332	350	4
V.6423.1402	V.6421.1402	V.6425.1402	10	2000	25	92	17.5	8	1000	632	297	315	4




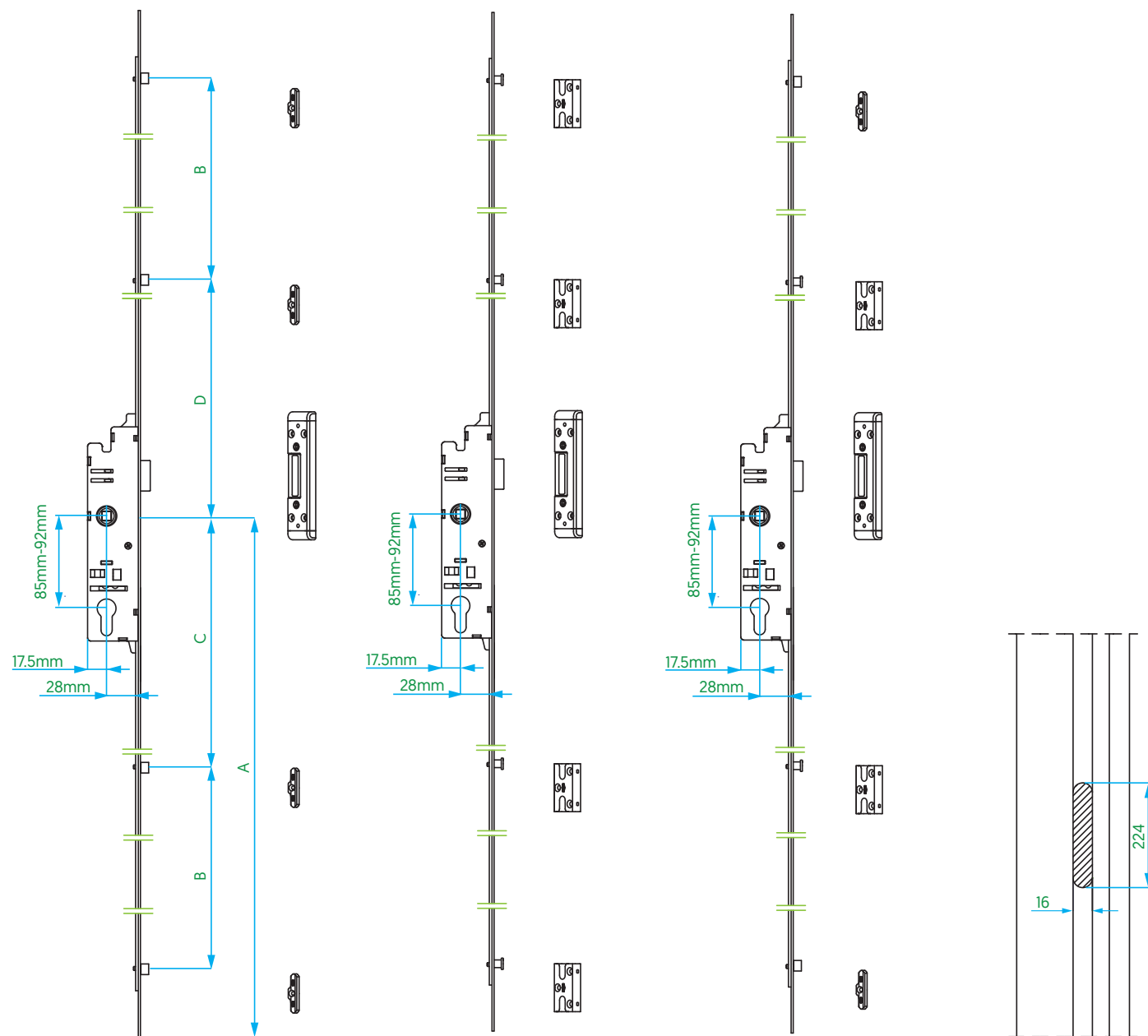
PVC	✓			
Timber	✓			
Aluminium	✓			







Plastic Case Locked Door Gear



28 - 85&92 / Latch

Article Code RC	Article Code SC	Article Code RC / SC	Qty	Gear Height (mm)	Back-set (mm)	Hole Center (mm)	Rear Back-set (mm)	Spindle Housing (mm)	A (mm)	B (mm)	C (mm)	D (mm)	
V.6813.0802	V.6811.0802	V.6815.0802	10	1600	28	85	17.5	8	800	500	229	247	4
V.6813.0902	V.6811.0902	V.6815.0902	10	1800	28	85	17.5	8	900	566	263	281	4
V.6813.1002	V.6811.1002	V.6815.1002	10	1600-2200	28	85	17.5	8	1000	397	332	350	4
V.6813.1402	V.6811.1402	V.6815.1402	10	2000	28	85	17.5	8	1000	632	297	315	4
V.6823.0802	V.6821.0802	V.6825.0802	10	1600	28	92	17.5	8	800	500	229	247	4
V.6823.0902	V.6821.0902	V.6825.0902	10	1800	28	92	17.5	8	900	566	263	281	4
V.6823.1002	V.6821.1002	V.6825.1002	10	1600-2200	28	92	17.5	8	1000	397	332	350	4
V.6823.1402	V.6821.1402	V.6825.1402	10	2000	28	92	17.5	8	1000	632	297	315	4

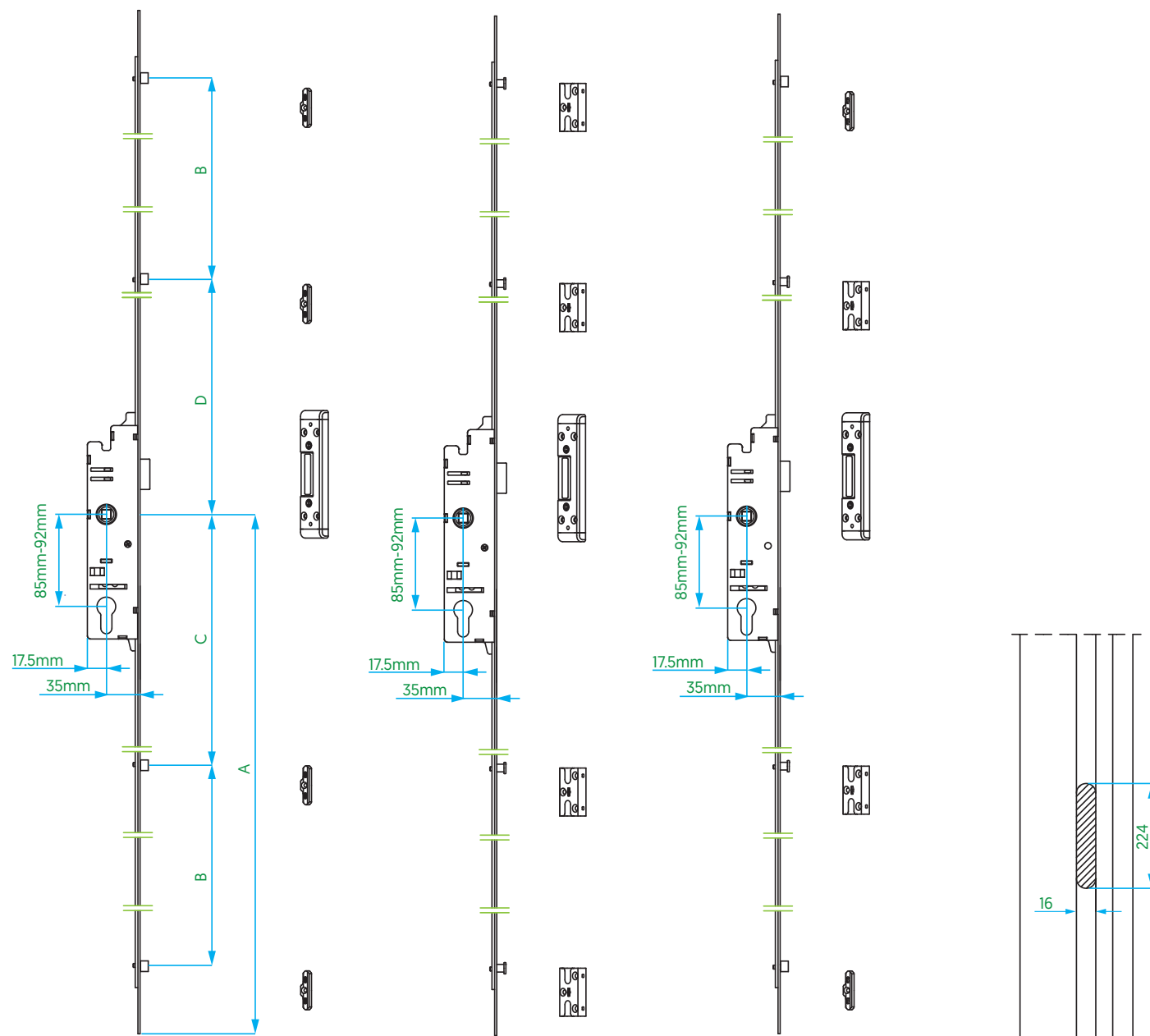




PVC	✓			
Timber	✓			
Aluminium	✓			

Plastic Case Locked Door Gear

35 - 85&92 / Latch

Article Code RC	Article Code SC	Article Code RC / SC	Qty	Gear Height (mm)	Back-set (mm)	Hole Center (mm)	Rear Backset (mm)	Spindle Housing (mm)	A (mm)	B (mm)	C (mm)	D (mm)	
V.6113.0802	V.6111.0802	V.6115.0802	10	1600	35	85	17.5	8	800	500	229	247	4
V.6113.0902	V.6111.0902	V.6115.0902	10	1800	35	85	17.5	8	900	566	263	281	4
V.6113.1002	V.6111.1002	V.6115.1002	10	1600-2200	35	85	17.5	8	1000	397	332	350	4
V.6113.1402	V.6111.1402	V.6115.1402	10	2000	35	85	17.5	8	1000	632	297	315	4
V.6123.0802	V.6121.0802	V.6125.0802	10	1600	35	92	17.5	8	800	500	229	247	4
V.6123.0902	V.6121.0902	V.6125.0902	10	1800	35	92	17.5	8	900	566	263	281	4
V.6123.1002	V.6121.1002	V.6125.1002	10	1600-2200	35	92	17.5	8	1000	397	332	350	4
V.6123.1402	V.6121.1402	V.6125.1402	10	2000	35	92	17.5	8	1000	632	297	315	4



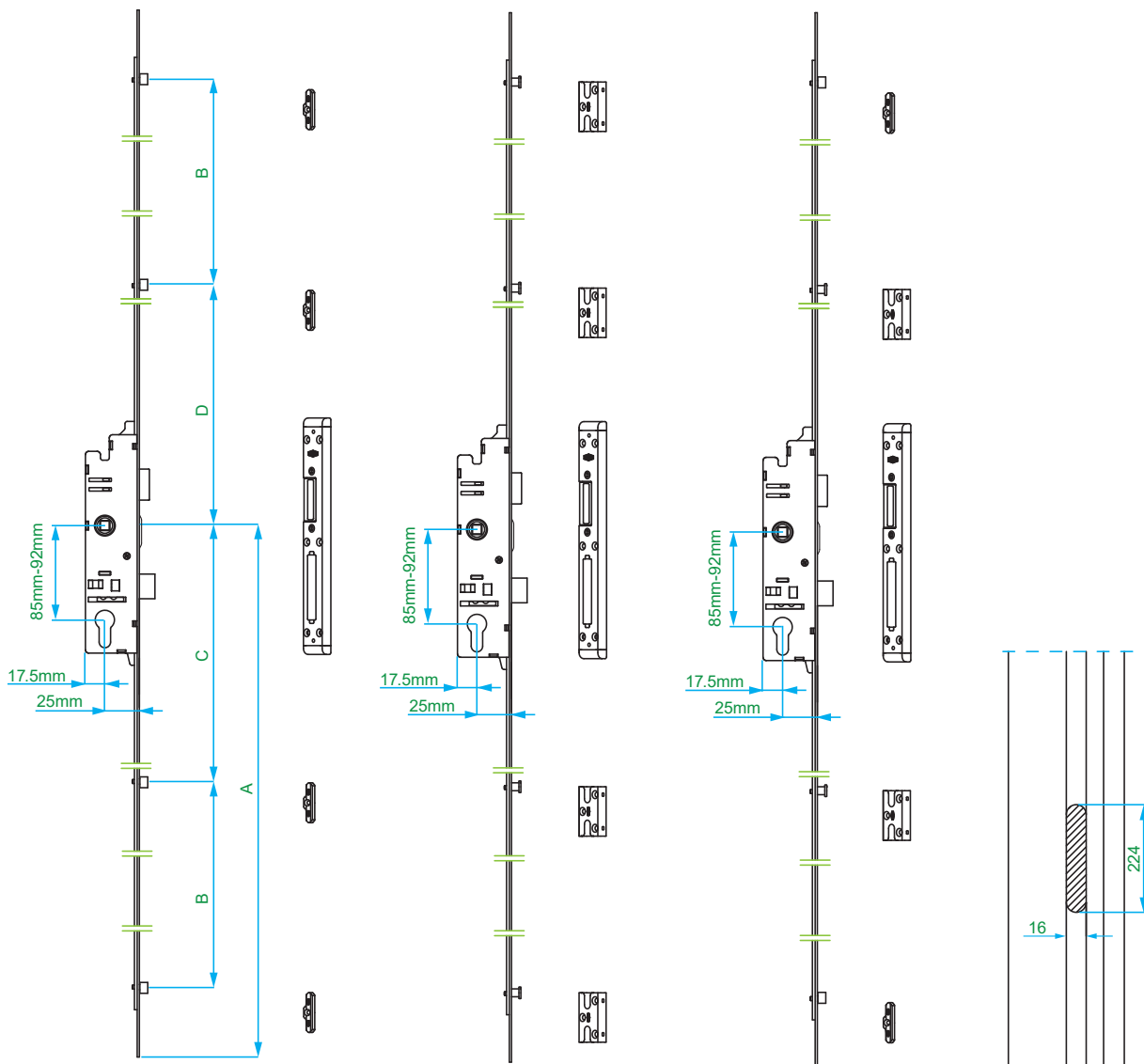
- PVC ✓ 
- Timber ✓ 
- Aluminium ✓ 

Plastic Case Locked Door Gear



25 - 85&92 / Latch & Deadbolt

Article Code RC	Article Code SC	Article Code RC / SC	Qty	Gear Height (mm)	'KA' (mm)	Handle Axis (mm)	Hole Center (mm)	Rear backset (mm)	Spindle Housing (mm)	A (mm)	B (mm)	C (mm)	D (mm)	
V.6414.0802	V.6412.0802	V.6416.0802	12	1600	1600-1800	25	85	17.5	8	800	500	229	247	4
V.6414.0902	V.6412.0902	V.6416.0902	12	1800	1800-2000	25	85	17.5	8	900	566	263	281	4
V.6414.1002	V.6412.1002	V.6416.1002	10	2200	1600-2200	25	85	17.5	8	1000	397	332	350	4
V.6414.1402	V.6412.1402	V.6416.1402	10	2000	2000-2200	25	85	17.5	8	1000	632	297	315	4
V.6424.0802	V.6422.0802	V.6426.0802	12	1600	1600-1800	25	92	17.5	8	800	500	229	247	4
V.6424.0902	V.6422.0902	V.6426.0902	12	1800	1800-2000	25	92	17.5	8	900	566	263	281	4
V.6424.1002	V.6422.1002	V.6426.1002	10	2200	1600-2200	25	92	17.5	8	1000	397	332	350	4
V.6424.1402	V.6422.1402	V.6426.1402	10	2000	2000-2200	25	92	17.5	8	1000	632	297	315	4

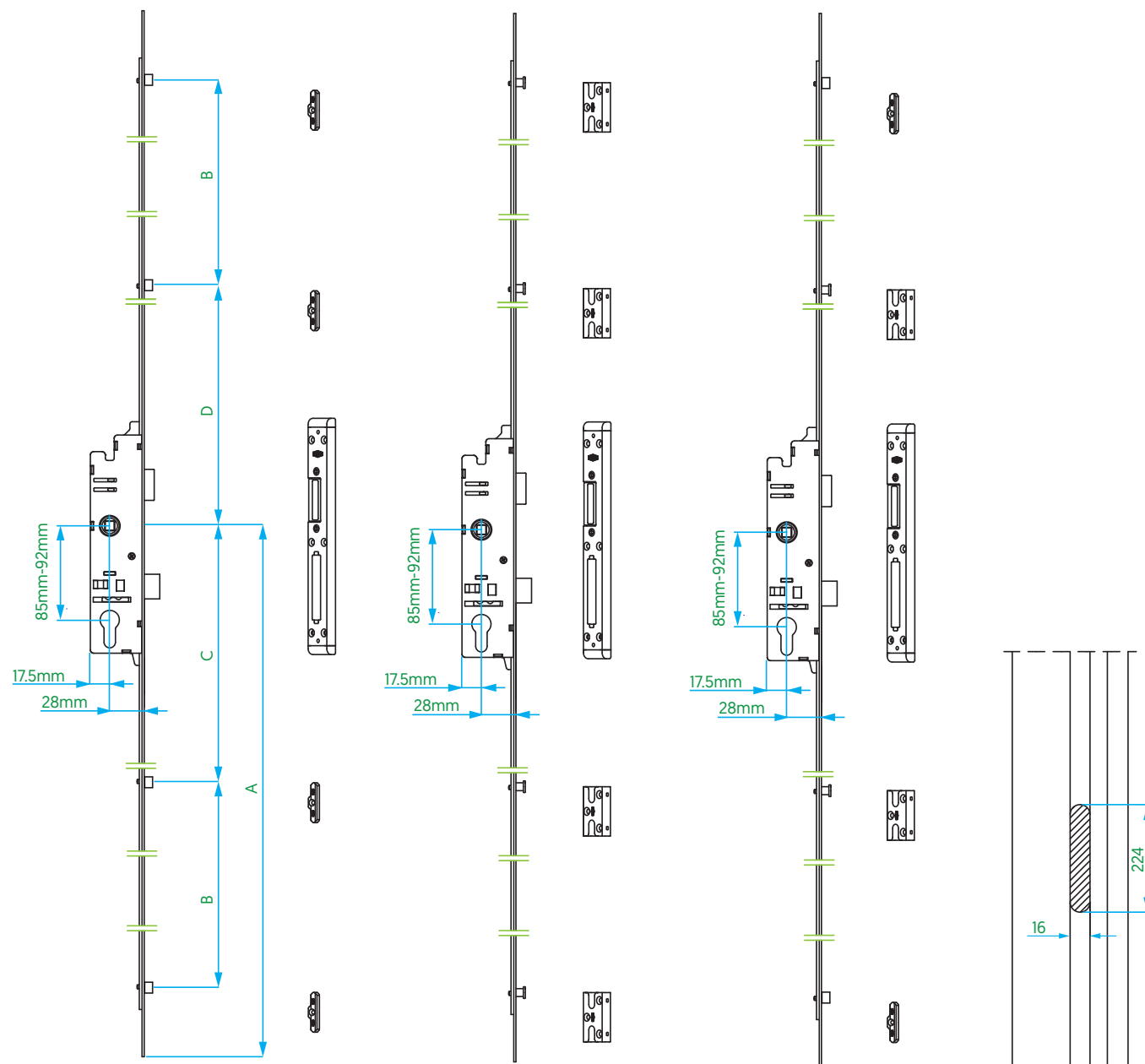


PVC	✓	
Timber	✓	
Aluminium	✓	

Plastic Case Locked Door Gear

28 - 85&92 / Latch & Deadbolt

Article Code RC	Article Code SC	Article Code RC / SC	Qty	Gear Height [mm]	Backset [mm]	Hole Center [mm]	Rear Backset [mm]	Spindle Housing [mm]	A [mm]	B [mm]	C [mm]	D [mm]	
V.6814.0802	V.6812.0802	V.6816.0802	10	1600	28	85	17.5	8	800	500	229	247	4
V.6814.0902	V.6812.0902	V.6816.0902	10	1800	28	85	17.5	8	900	566	263	281	4
V.6814.1002	V.6812.1002	V.6816.1002	10	1600-2200	28	85	17.5	8	1000	397	332	350	4
V.6814.1402	V.6812.1402	V.6816.1402	10	2000	28	85	17.5	8	1000	632	297	315	4
V.6824.0802	V.6822.0802	V.6826.0802	10	1600	28	92	17.5	8	800	500	229	247	4
V.6824.0902	V.6822.0902	V.6826.0902	10	1800	28	92	17.5	8	900	566	263	281	4
V.6824.1002	V.6822.1002	V.6826.1002	10	1600-2200	28	92	17.5	8	1000	397	332	350	4
V.6824.1402	V.6822.1402	V.6826.1402	10	2000	28	92	17.5	8	1000	632	297	315	4



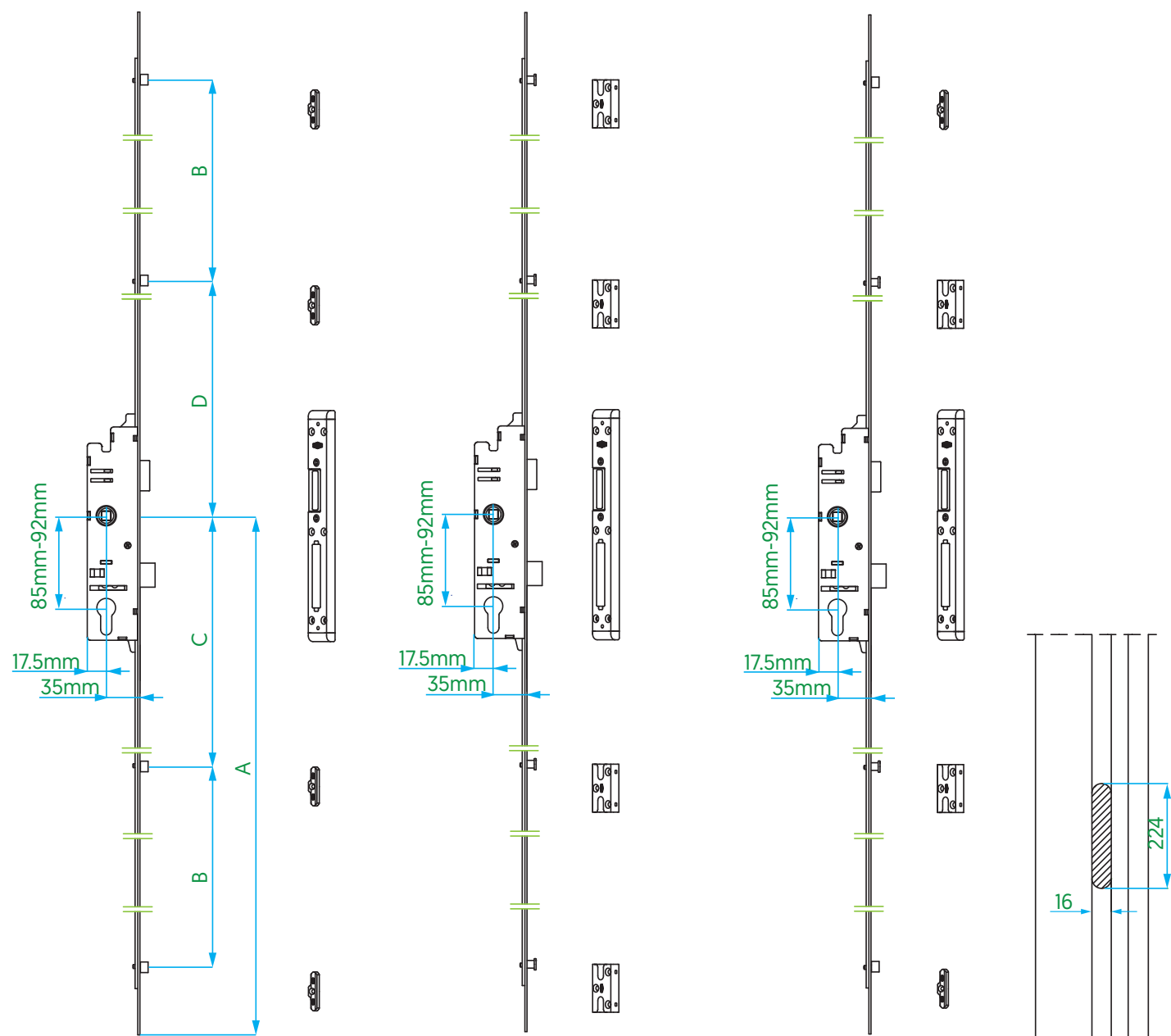
- PVC ✓ 
- Timber ✓ 
- Aluminium ✓ 

Plastic Case Locked Door Gear



35 - 85&92 / Latch & Deadbolt

Article Code RC	Article Code SC	Article Code RC / SC	Qty	Gear Height (mm)	Back-set (mm)	Hole Center (mm)	Rear Backset (mm)	Spindle Housing (mm)	A (mm)	B (mm)	C (mm)	D (mm)	
V.6114.0802	V.6112.0802	V.6116.0802	10	1600	35	85	17.5	8	800	500	229	247	4
V.6114.0902	V.6112.0902	V.6116.0902	10	1800	35	85	17.5	8	900	566	263	281	4
V.6114.1002	V.6112.1002	V.6116.1002	10	1600-2200	35	85	17.5	8	1000	397	332	350	4
V.6114.1402	V.6112.1402	V.6116.1402	10	2000	35	85	17.5	8	1000	632	297	315	4
V.6124.0802	V.6122.0802	V.6126.0802	10	1600	35	92	17.5	8	800	500	229	247	4
V.6124.0902	V.6122.0902	V.6126.0902	10	1800	35	92	17.5	8	900	566	263	281	4
V.6124.1002	V.6122.1002	V.6126.1002	10	1600-2200	35	92	17.5	8	1000	397	332	350	4
V.6124.1402	V.6122.1402	V.6126.1402	10	2000	35	92	17.5	8	1000	632	297	315	4

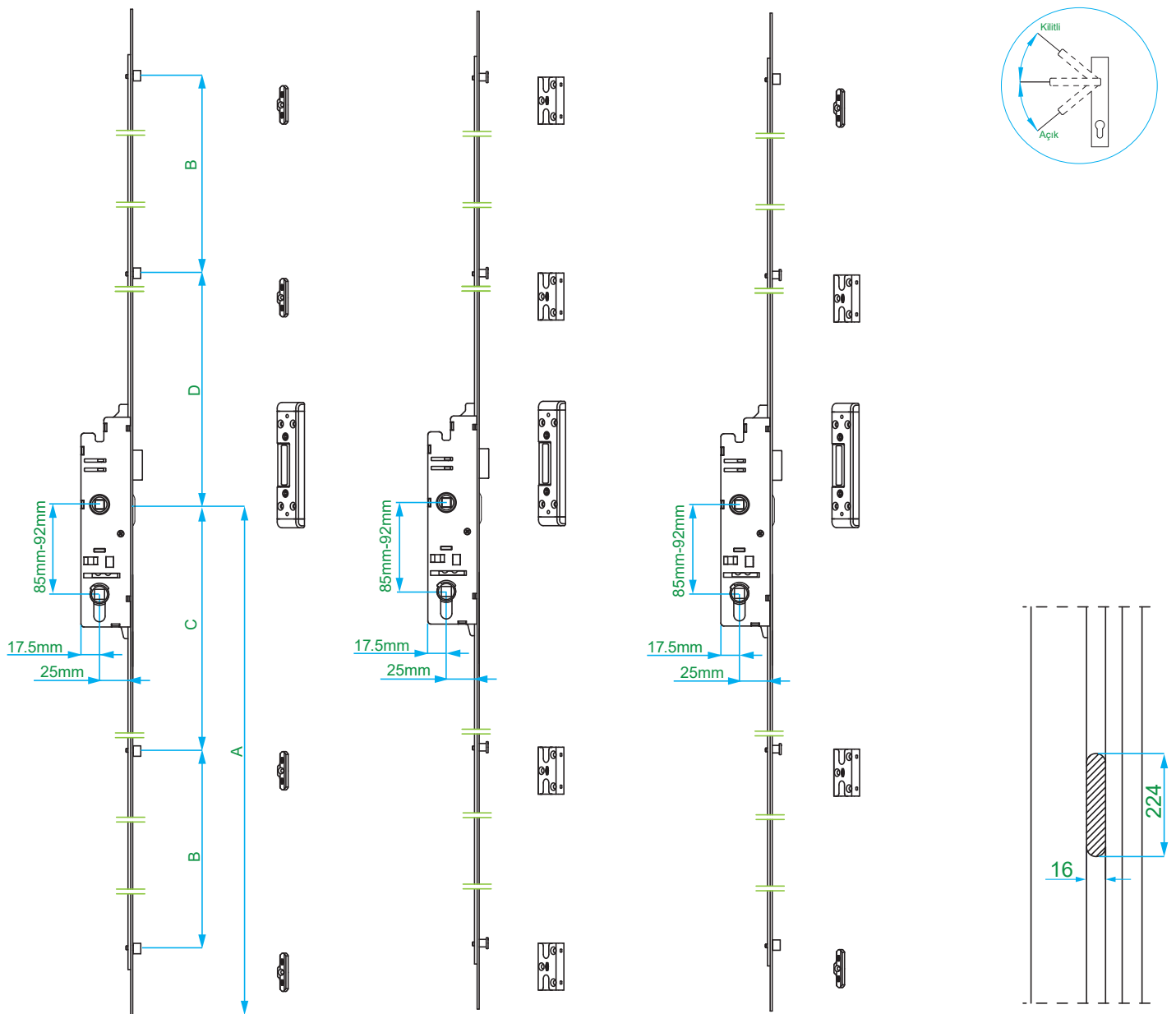





- PVC ✓
- Timber ✓
- Aluminium ✓

WC Plastic Case Locked Door Gear

25 - 85&92 / Latch

Article Code RC	Article Code SC	Article Code RC / SC	Qty	Gear Height (mm)	Backset (mm)	Hole Center (mm)	Rear Backset (mm)	Spindle Housing (mm)	A (mm)	B (mm)	C (mm)	D (mm)	
V.6513.0802	V.6511.0802	V.6515.0802	10	1600	25	85	17.5	8	800	500	229	247	4
V.6513.0902	V.6511.0902	V.6515.0902	10	1800	25	85	17.5	8	900	566	263	281	4
V.6513.1002	V.6511.1002	V.6515.1002	10	2200	25	85	17.5	8	1000	397	332	350	4
V.6513.1402	V.6511.1402	V.6515.1402	10	2000	25	85	17.5	8	1000	632	297	315	4
V.6523.0802	V.6521.0802	V.6525.0802	10	1600	25	92	17.5	8	800	500	229	247	4
V.6523.0902	V.6521.0902	V.6525.0902	10	1800	25	92	17.5	8	900	566	263	281	4
V.6523.1002	V.6521.1002	V.6525.1002	10	2200	25	92	17.5	8	1000	397	332	350	4
V.6523.1402	V.6521.1402	V.6525.1402	10	2000	25	92	17.5	8	1000	632	297	315	4




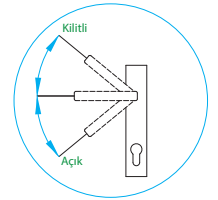
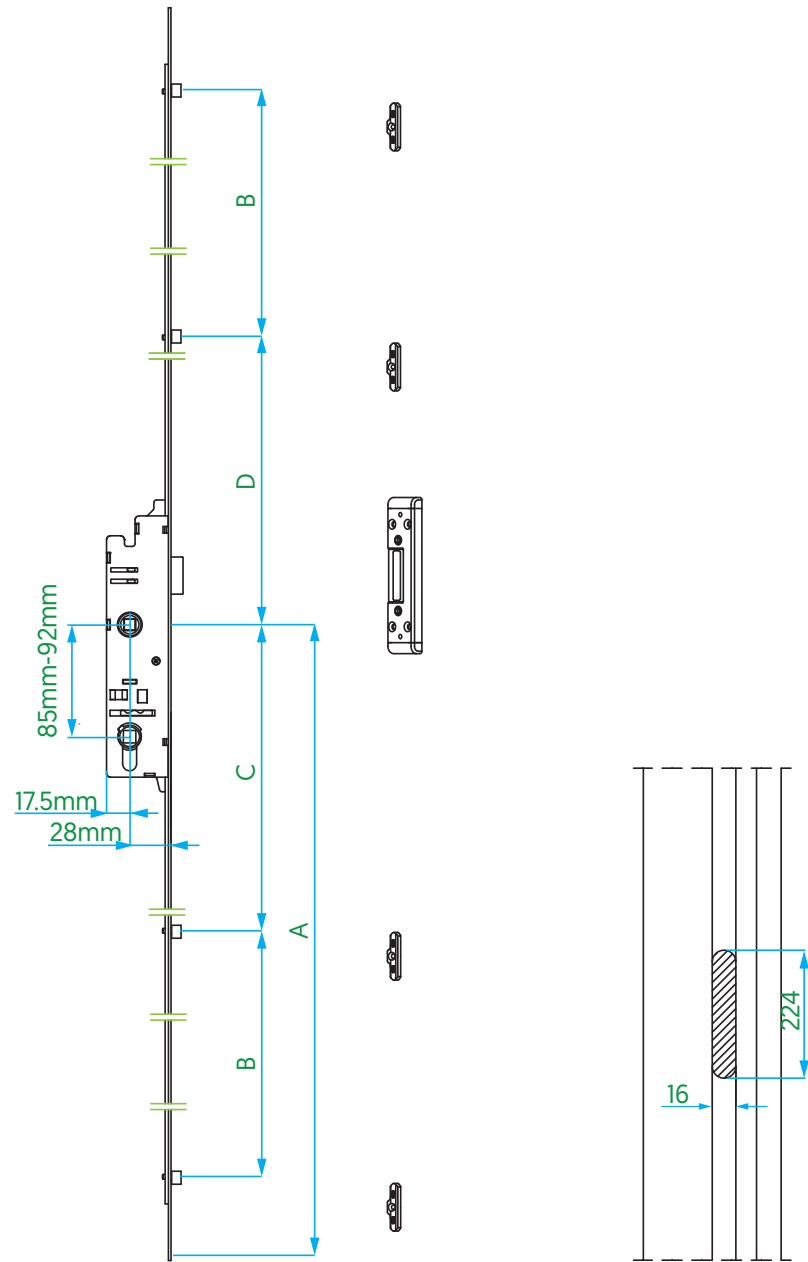
PVC	✓				
Timber	✓				
Aluminium	✓				






WC Plastic Case Locked Door Gear



28 - 85&92 / Latch


Article Code RC	Qty	Gear Height [mm]	Backset [mm]	Hole Center [mm]	Rear Backset [mm]	Spindle Housing [mm]	A [mm]	B [mm]	C [mm]	D [mm]	
V.6913.0802	10	1600	28	85	17.5	8	800	500	229	247	4
V.6913.0902	10	1800	28	85	17.5	8	900	566	263	281	4
V.6913.1002	10	1600-2200	28	85	17.5	8	1000	397	332	350	4
V.6913.1402	10	2000	28	85	17.5	8	1000	632	297	315	4
V.6923.0802	10	1600	28	92	17.5	8	800	500	229	247	4
V.6923.0902	10	1800	28	92	17.5	8	900	566	263	281	4
V.6923.1002	10	1600-2200	28	92	17.5	8	1000	397	332	350	4
V.6923.1402	10	2000	28	92	17.5	8	1000	632	297	315	4

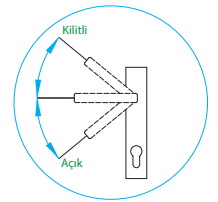
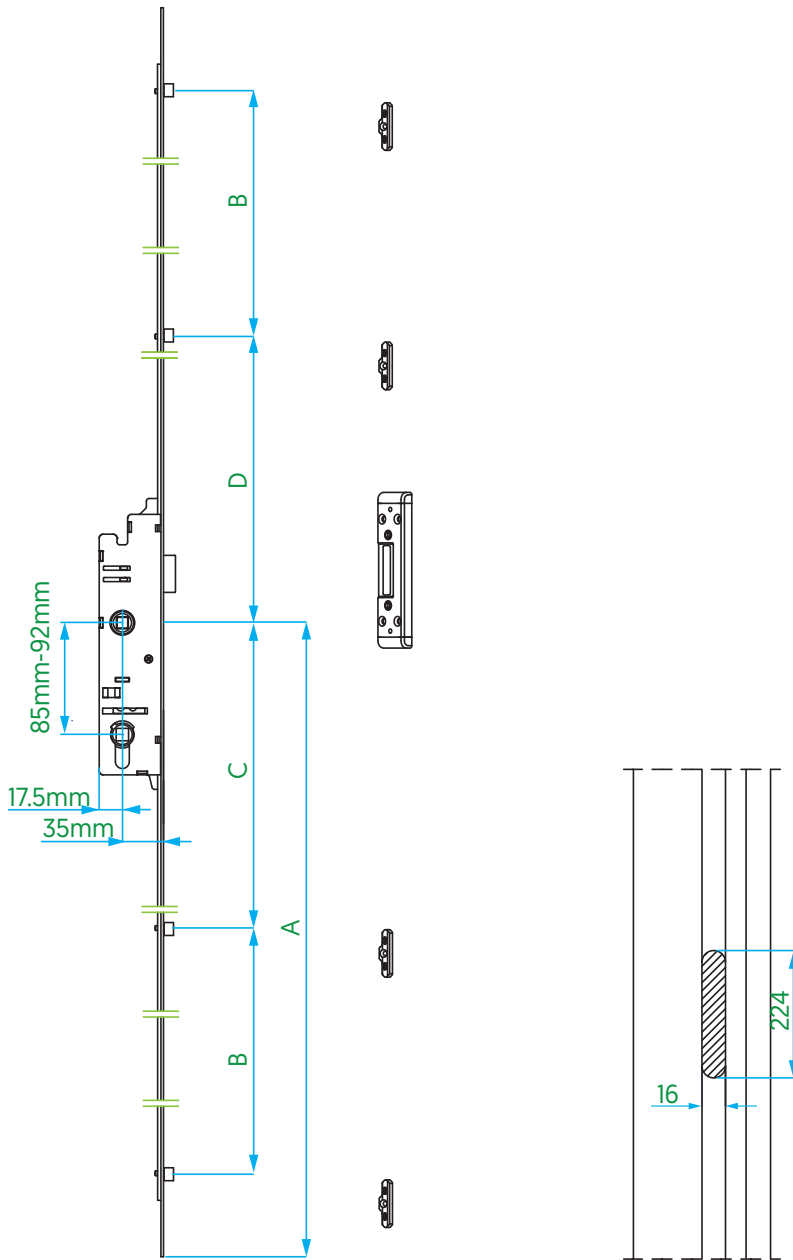



PVC	✓			
Timber	✓			
Aluminium	✓			

WC Plastic Case Locked Door Gear

35 - 85&92 / Latch

Article Code RC	Qty	Gear Height (mm)	Backset (mm)	Hole Center (mm)	Rear Backset (mm)	Spindle Housing (mm)	A (mm)	B (mm)	C (mm)	D (mm)	
V.6313.0802	10	1600	35	85	17.5	8	800	500	229	247	4
V.6313.0902	10	1800	35	85	17.5	8	900	566	263	281	4
V.6313.1002	10	1600-2200	35	85	17.5	8	1000	397	332	350	4
V.6313.1402	10	2000	35	85	17.5	8	1000	632	297	315	4
V.6323.0802	10	1600	35	92	17.5	8	800	500	229	247	4
V.6323.0902	10	1800	35	92	17.5	8	900	566	263	281	4
V.6323.1002	10	1600-2200	35	92	17.5	8	1000	397	332	350	4
V.6323.1402	10	2000	35	92	17.5	8	1000	632	297	315	4



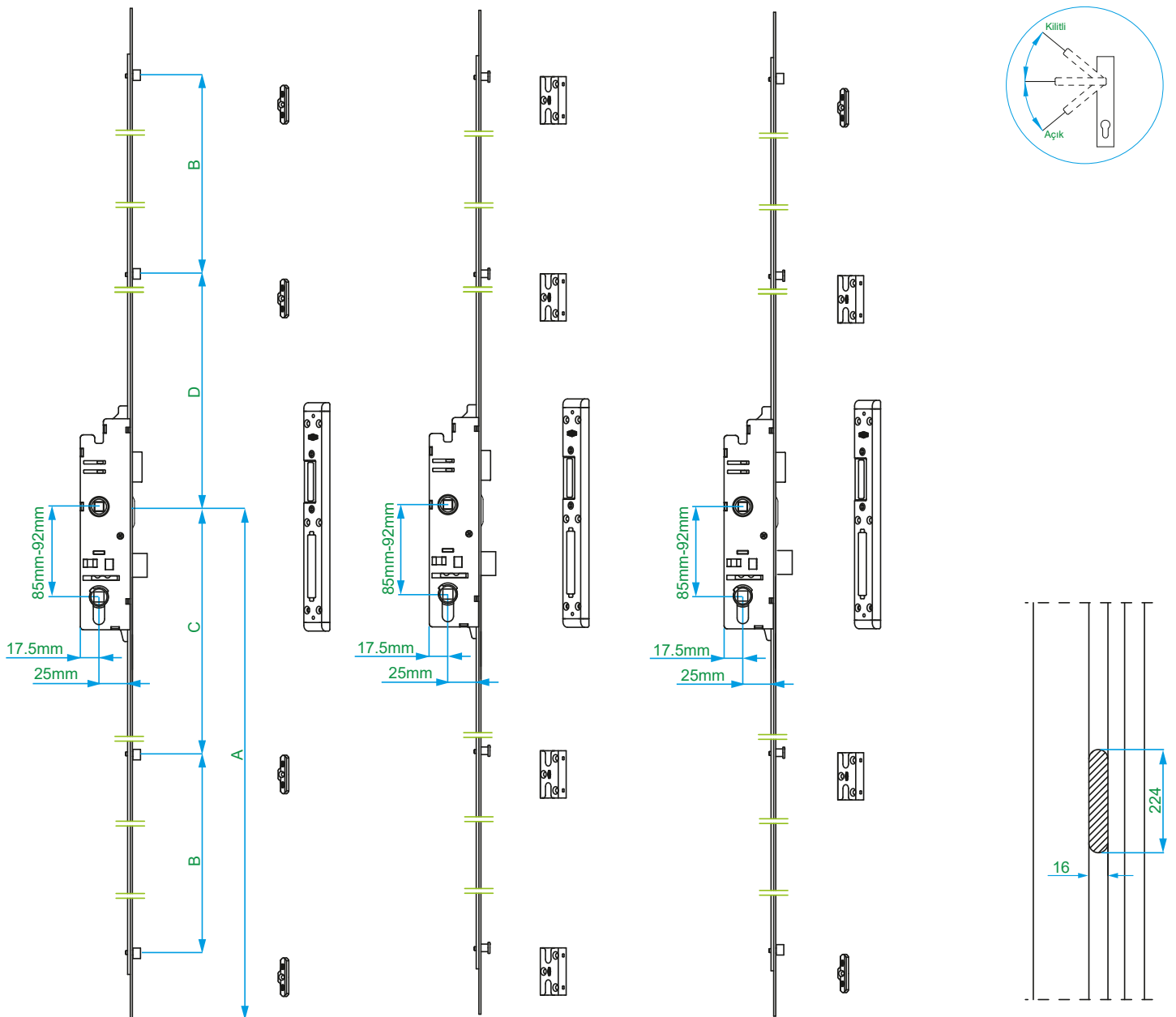
PVC	✓			
Timber	✓			
Aluminium	✓			



WC Plastic Case Locked Door Gear



25 - 85&92 / Latch & Deadbolt


Article Code RC	Article Code SC	Article Code RC / SC	Qty	Gear Height (mm)	Backset (mm)	Hole Center (mm)	Rear Backset (mm)	Spindle Housing (mm)	A (mm)	B (mm)	C (mm)	D (mm)	
V.6513.0802	V.6511.0802	V.6515.0802	10	1600	25	85	17.5	8	800	500	229	247	4
V.6513.0902	V.6511.0902	V.6515.0902	10	1800	25	85	17.5	8	900	566	263	281	4
V.6513.1002	V.6511.1002	V.6515.1002	10	2200	25	85	17.5	8	1000	397	332	350	4
V.6513.1402	V.6511.1402	V.6515.1402	10	2000	25	85	17.5	8	1000	632	297	315	4
V.6523.0802	V.6521.0802	V.6525.0802	10	1600	25	92	17.5	8	800	500	229	247	4
V.6523.0902	V.6521.0902	V.6525.0902	10	1800	25	92	17.5	8	900	566	263	281	4
V.6523.1002	V.6521.1002	V.6525.1002	10	2200	25	92	17.5	8	1000	397	332	350	4
V.6523.1402	V.6521.1402	V.6525.1402	10	2000	25	92	17.5	8	1000	632	297	315	4

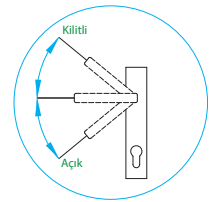
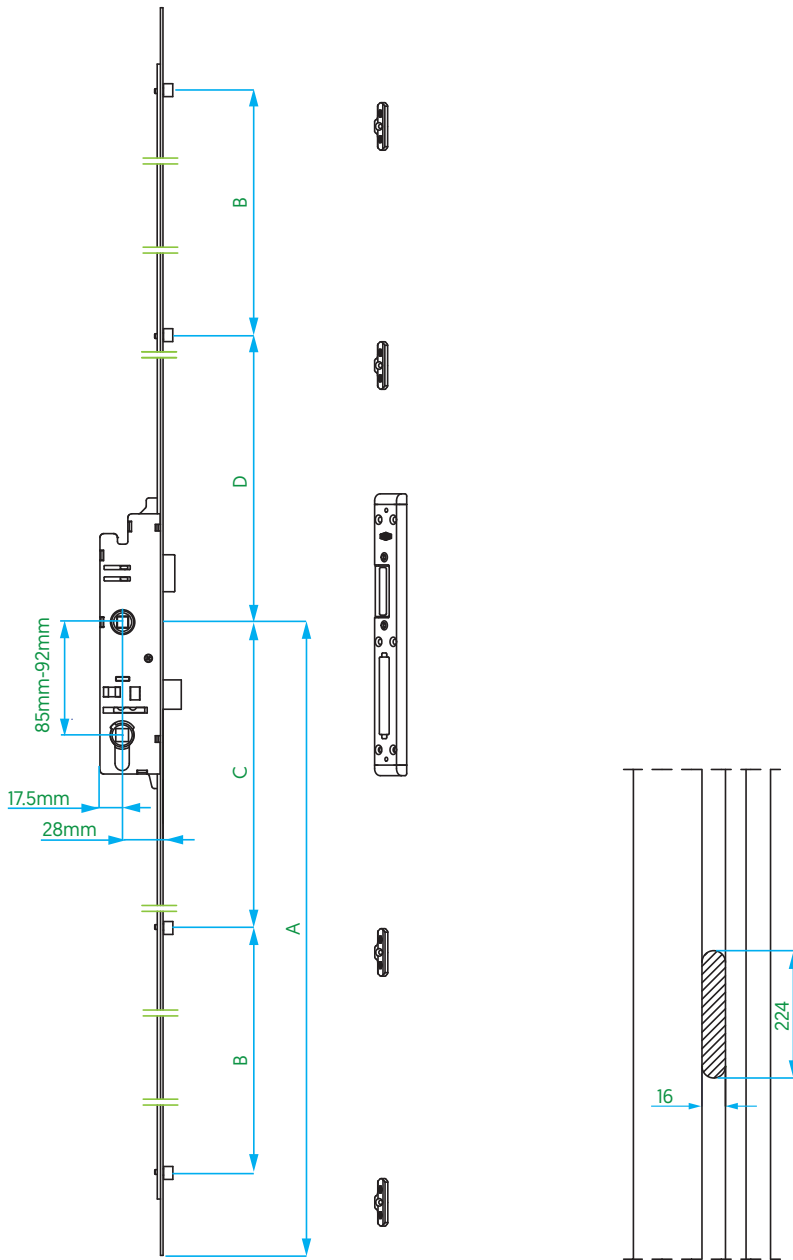




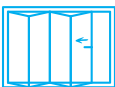






- PVC ✓ 
- Timber ✓ 
- Aluminium ✓ 

WC Plastic Case Locked Door Gear

28 - 85&92 / Latch & Deadbolt

Article Code RC	Qty	Gear Height (mm)	Backset (mm)	Hole Center (mm)	Rear Backset (mm)	Spindle Housing (mm)	A (mm)	B (mm)	C (mm)	D (mm)	
V.6914.0802	10	1600	28	85	17.5	8	800	500	229	247	4
V.6914.0902	10	1800	28	85	17.5	8	900	566	263	281	4
V.6914.1002	10	1600-2200	28	85	17.5	8	1000	397	332	350	4
V.6914.1402	10	2000	28	85	17.5	8	1000	632	297	315	4
V.6924.0802	10	1600	28	92	17.5	8	800	500	229	247	4
V.6924.0902	10	1800	28	92	17.5	8	900	566	263	281	4
V.6924.1002	10	1600-2200	28	92	17.5	8	1000	397	332	350	4
V.6924.1402	10	2000	28	92	17.5	8	1000	632	297	315	4




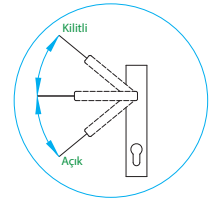
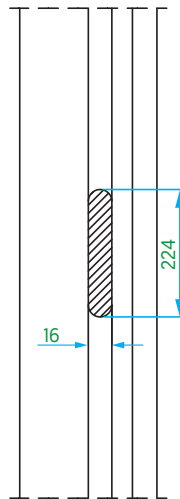
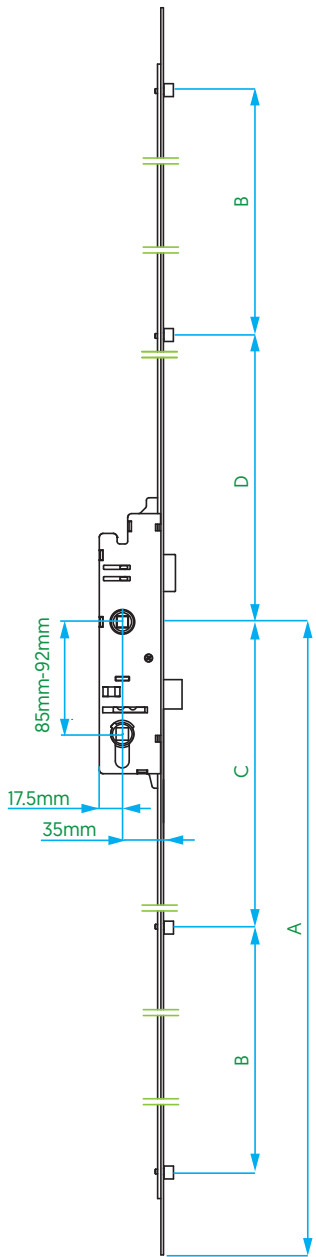
PVC	✓			
Timber	✓			
Aluminium	✓			

WC Plastic Case Locked Door Gear



35 - 85&92 / Latch & Deadbolt


Article Code RC	Qty	Gear Height (mm)	Backset (mm)	Hole Center (mm)	Rear Backset (mm)	Spindle Housing (mm)	A (mm)	B (mm)	C (mm)	D (mm)	
V6314.0802	10	1600	35	85	17.5	8	800	500	229	247	4
V6314.0902	10	1800	35	85	17.5	8	900	566	263	281	4
V6314.1002	10	1600-2200	35	85	17.5	8	1000	397	332	350	4
V6314.1402	10	2000	35	85	17.5	8	1000	632	297	315	4
V6324.0802	10	1600	35	92	17.5	8	800	500	229	247	4
V6324.0902	10	1800	35	92	17.5	8	900	566	263	281	4
V6324.1002	10	1600-2200	35	92	17.5	8	1000	397	332	350	4
V6324.1402	10	2000	35	92	17.5	8	1000	632	297	315	4

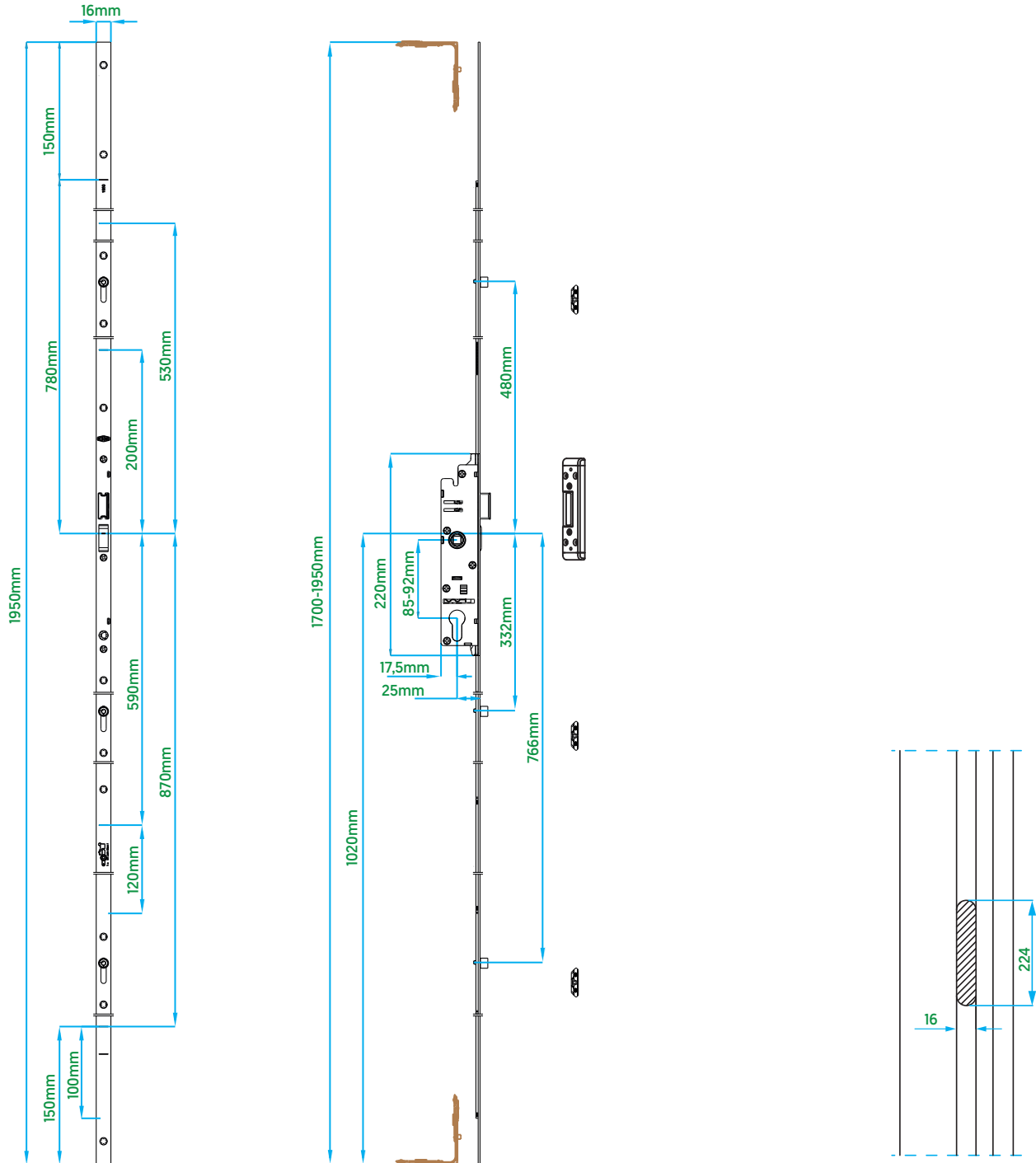





PVC	✓			
Timber	✓			
Aluminium	✓			

Plastic Case Locked Door Gear

Cutable / 25 - 85&92 / Latch

Article Code RC	Article Code SC	Article Code RC / SC	Qty	Faceplate (mm)	Gear Height (mm)	'KA' (mm)	Backset (mm)	Hole Center (mm)	Rear Backset (mm)	Spindle Housing (mm)	
V.6413.1702	V.6411.1702	V.6415.1702	10	16	1950	1700-1950	25	85	17.5	8	3
V.6423.1702	V.6421.1702	V.6425.1702	10	16	1950	1700-1950	25	85	17.5	8	3




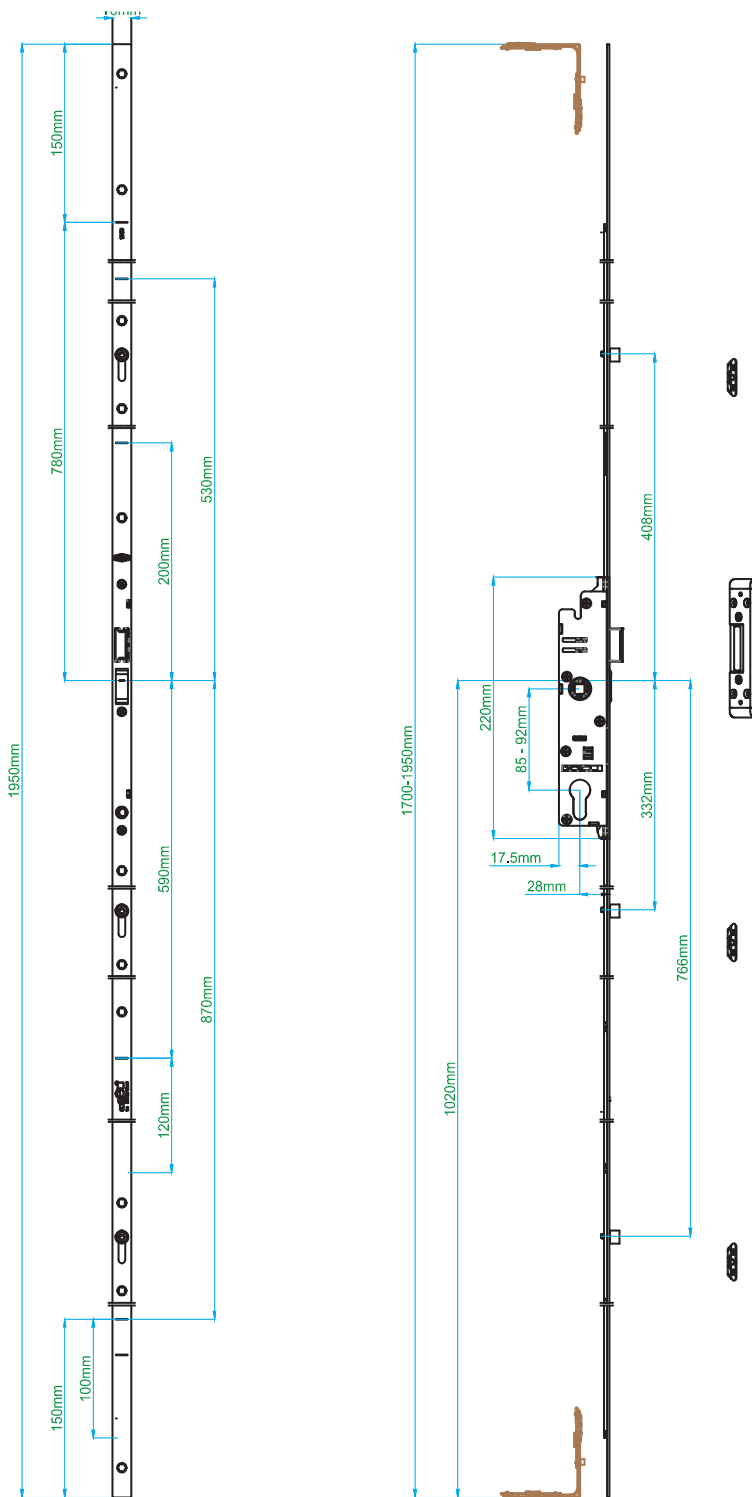
- PVC ✓ 
- Timber ✓ 
- Aluminium ✓ 



Plastic Case Locked Door Gear



Cutable / 28 - 85&92 / Latch


Article Code RC	Article Code SC	Article Code RC / SC	Qty	Faceplate (mm)	Gear Height (mm)	'KA' (mm)	Backset (mm)	Hole Center (mm)	Rear Backset (mm)	Spindle Housing (mm)	
V.6813.1702	V.6811.1702	V.6815.1702	10	16	1950	1700-1950	28	85	17,5	8	3
V.6823.1702	V.6821.1702	V.6825.1702	10	16	1950	1700-1950	28	92	17,5	8	3

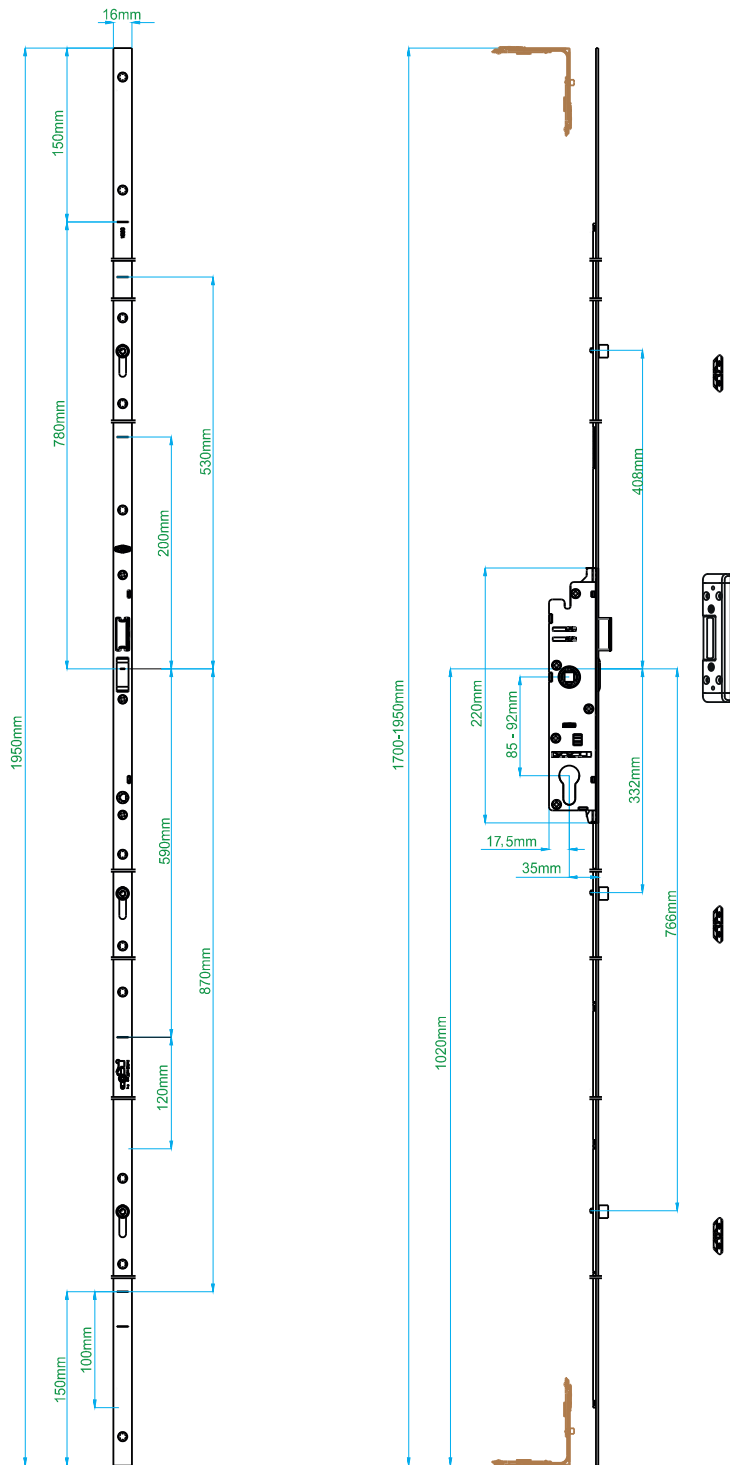



PVC	✓	
Timber	✓	
Aluminium	✓	

Plastic Case Locked Door Gear

Cutable / 35 - 85&92 / Latch

Article Code RC	Article Code SC	Article Code RC / SC	Qty	Faceplate (mm)	Gear Height (mm)	'KA' (mm)	Backset (mm)	Hole Center (mm)	Rear Backset (mm)	Spindle Housing (mm)	
V6113.1702	V6111.1702	V6115.1702	10	16	1950	1700-1950	35	85	17,5	8	3
V6123.1702	V6121.1702	V6125.1702	10	16	1950	1700-1950	35	92	17,5	8	3




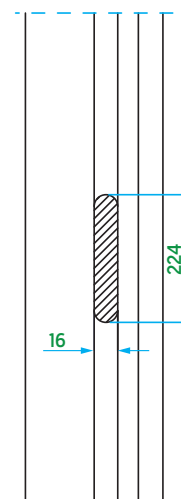
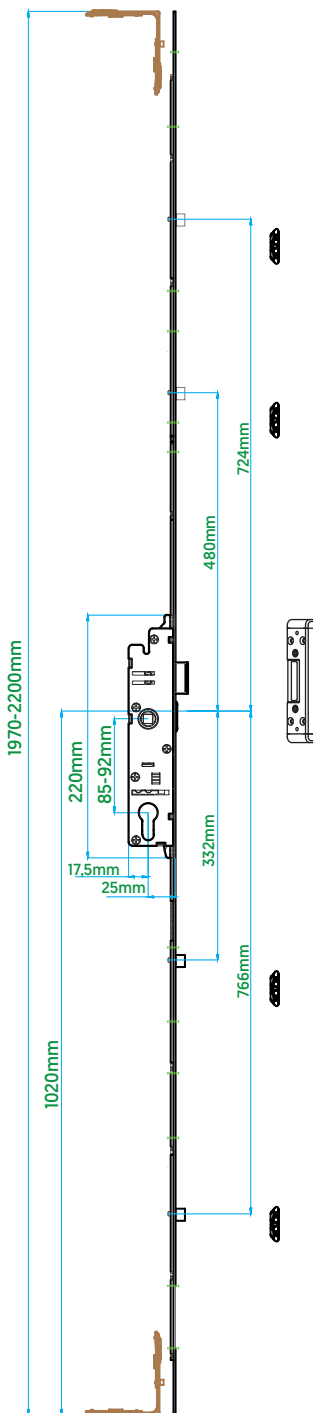
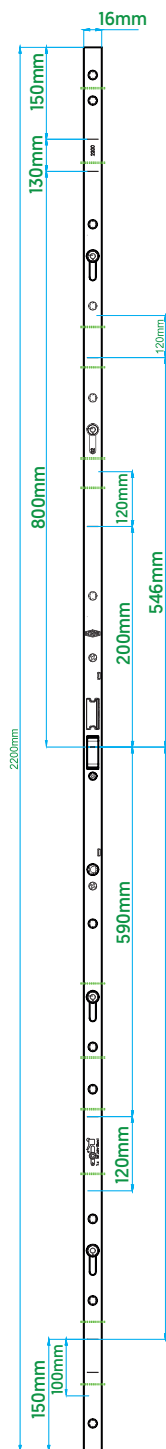
PVC	✓	
Timber	✓	
Aluminium	✓	


Plastic Case Locked Door Gear



Cuttable / 25 - 85&92 / Latch

Article Code RC	Article Code SC	Article Code RC / SC	Qty	Faceplate (mm)	Gear Height (mm)	'KA' (mm)	Handle Axis (mm)	Hole Center (mm)	Rear Backset (mm)	Spindle Housing (mm)	
V.6413.1802	V.6411.1802	V.6415.1802	10	16	2200	1970-2200	25	85	17.5	8	4
V.6423.1802	V.6421.1802	V.6425.1802	10	16	2200	1970-2200	25	92	17.5	8	4

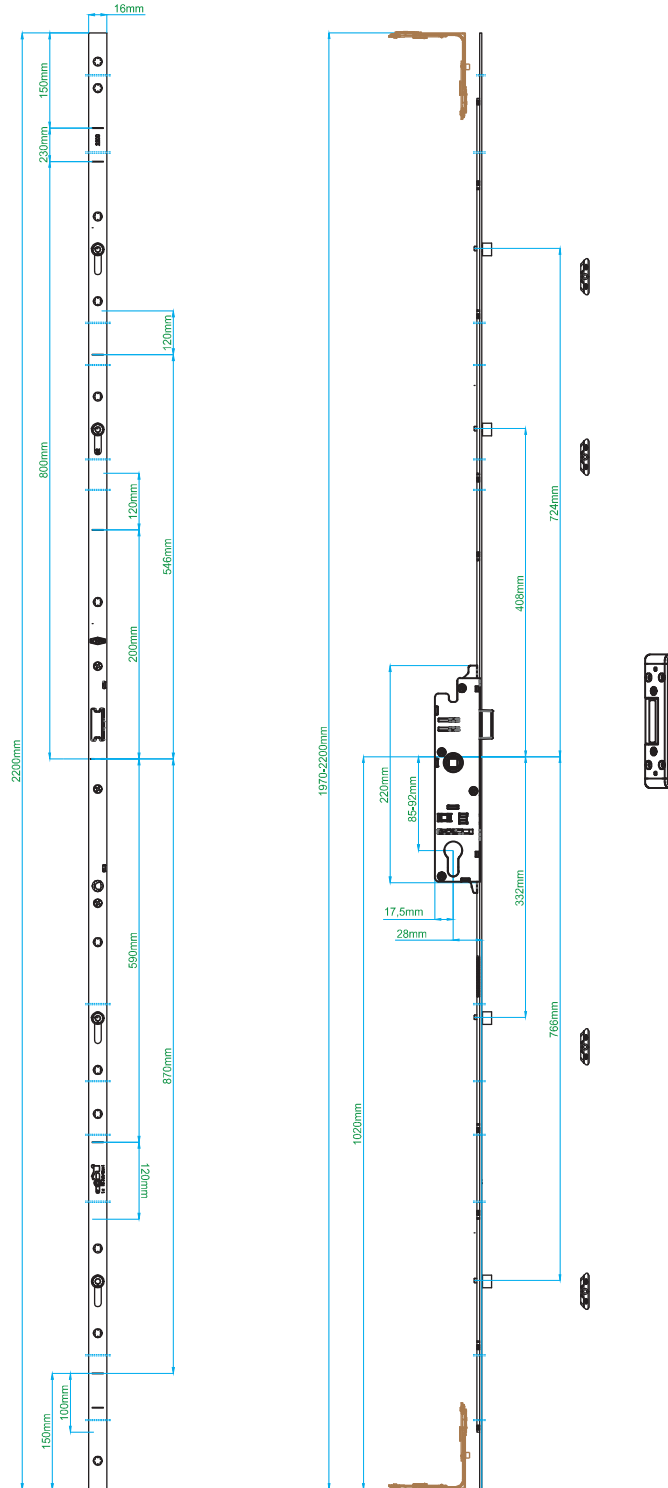





- PVC ✓ 
- Timber ✓ 
- Aluminium ✓ 

Plastic Case Locked Door Gear

Cutable / 28 - 85&92 / Latch

Article Code RC	Article Code SC	Article Code RC / SC	Qty	Faceplate (mm)	Gear Height (mm)	'KA' (mm)	Backset (mm)	Hole Center (mm)	Rear Backset (mm)	Spindle Housing (mm)	
V.6813.1802	V.6811.1802	V.6815.1802	10	16	2200	1970-2200	28	85	17,5	8	4
V.6823.1802	V.6821.1802	V.6826.1802	10	16	2200	1970-2200	28	92	17,5	8	4



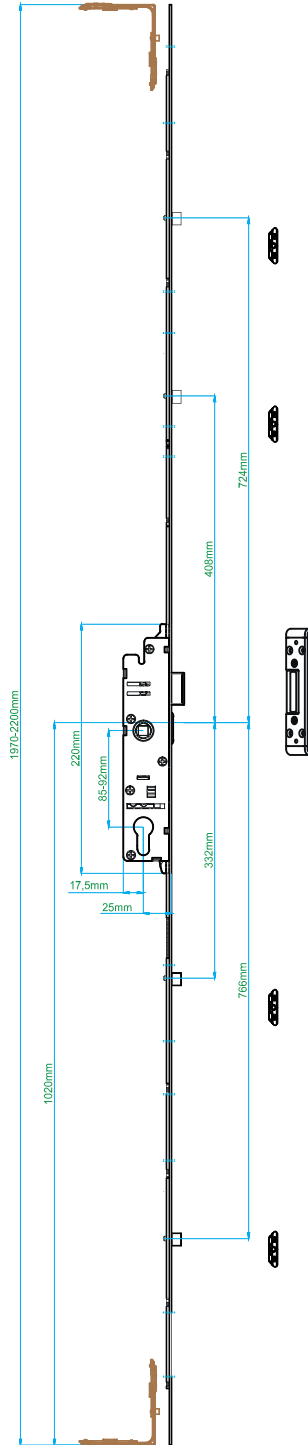
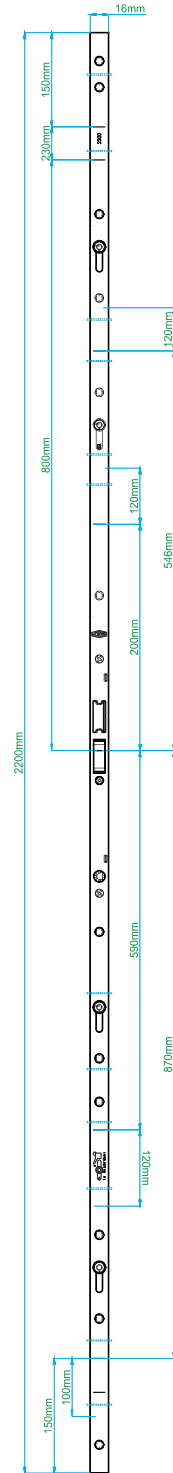
PVC	✓	
Timber	✓	
Aluminium	✓	




Plastic Case Locked Door Gear



Cutable / 35 - 85&92 / Latch


Article Code RC	Article Code SC	Article Code RC / SC	Qty	Faceplate (mm)	Gear Height (mm)	'KA' (mm)	Backset (mm)	Hole Center (mm)	Rear Backset (mm)	Spindle Housing (mm)	
V6111.1802	V6113.1802	V6115.1802	10	16	2200	1950-2200	35	85	17,5	8	4
V6121.1802	V6123.1802	V6125.1802	10	16	2200	1950-2200	35	92	17,5	8	4

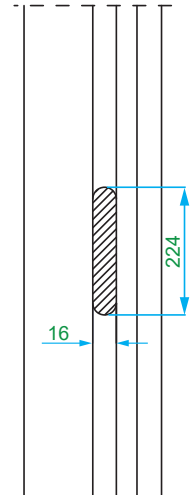
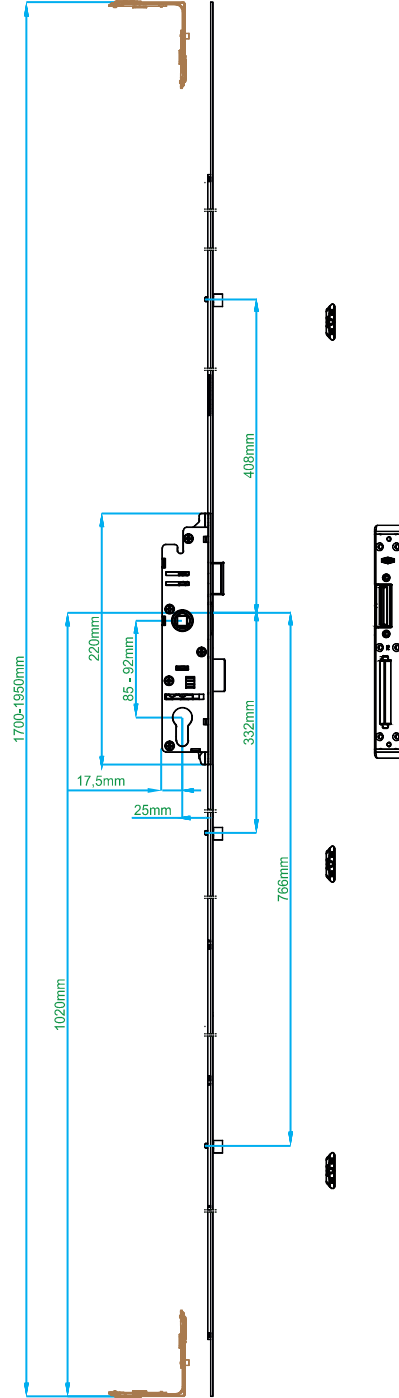
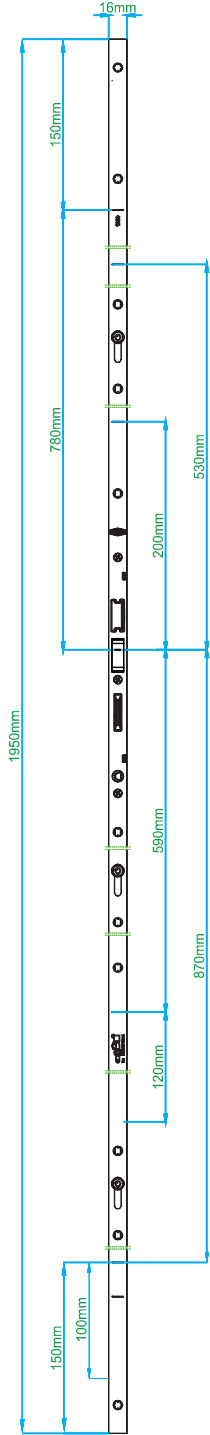


PVC	✓	
Timber	✓	
Aluminium	✓	

Plastic Case Locked Door Gear

Cutable / 25 - 85&92 / Latch & Deadbolt

Ürün Kodu SK	Ürün Kodu GK	Ürün Kodu SK / GK	Adet	İspanyolet En (mm)	İspanyolet Boy (mm)	'KA' (mm)	Kol Eksen (mm)	Eksen Mesafe (mm)	Arka Eksen (mm)	Kol Maça Yuvası (mm)	
V.6414.1702	V.6412.1702	V.6416.1702	10	16	1950	1700-1950	25	85	17.5	8	3
V.6424.1702	V.6422.1702	V.6426.1702	10	16	1950	1700-1950	25	92	17.5	8	3




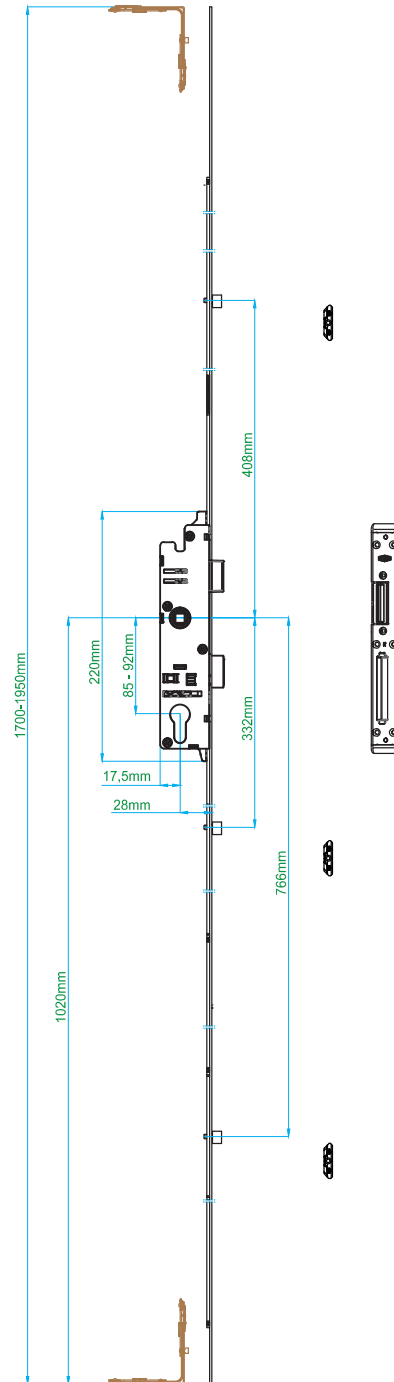
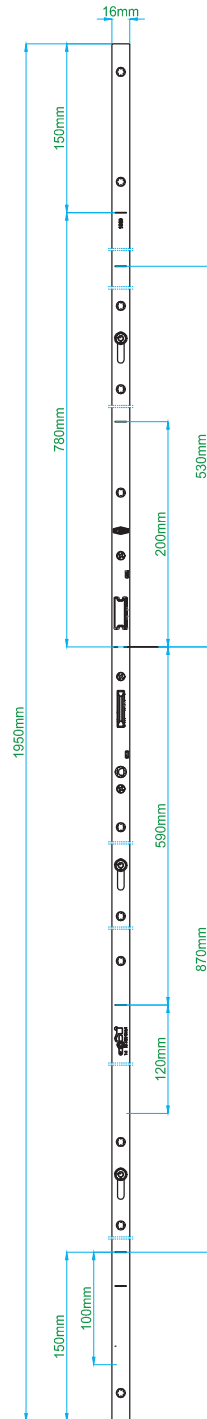
- PVC ✓ 
- Timber ✓ 
- Aluminium ✓ 

Plastic Case Locked Door Gear

Cutable / 28 - 85&92 / Latch & Deadbolt



Article Code RC	Article Code SC	Article Code RC / SC	Qty	Faceplate (mm)	'KA' (mm)	Back-set (mm)	Hole Center (mm)	Rear Backset (mm)	Spindle Housing (mm)	
V.6814.1702	V.6812.1702	V.6816.1702	10	16	1700-1950	28	85	17,5	8	3
V.6824.1702	V.6822.1702	V.6826.1702	10	16	1700-1950	28	92	17,5	8	3




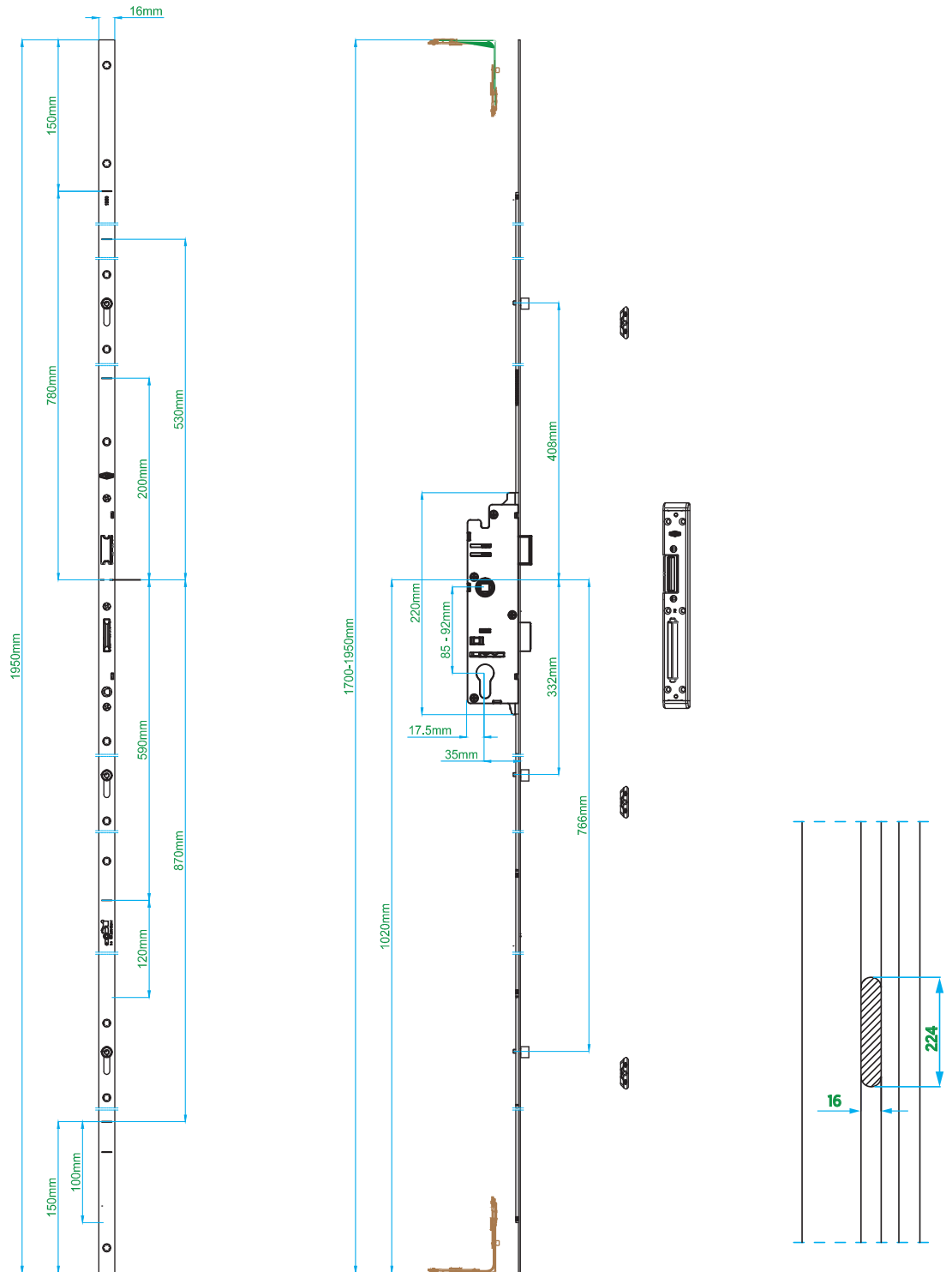
- PVC ✓
- Timber ✓
- Aluminium ✓






Plastic Case Locked Door Gear

Cutable / 35 - 85&92 / Latch & Deadbolt

Article Code RC	Article Code SC	Article Code RC / SC	Qty	Faceplate (mm)	'KA' (mm)	Back-set (mm)	Hole Center (mm)	Rear Backset (mm)	Spindle Housing (mm)	
V6114.1702	V6112.1702	V6116.1702	10	16	1700-1950	35	85	17,5	8	3
V6124.1702	V6122.1702	V6126.1702	10	16	1700-1950	35	92	17,5	8	3




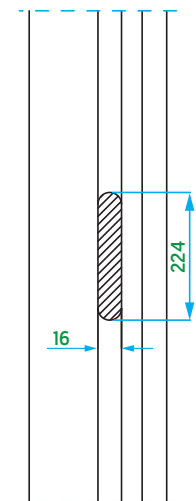
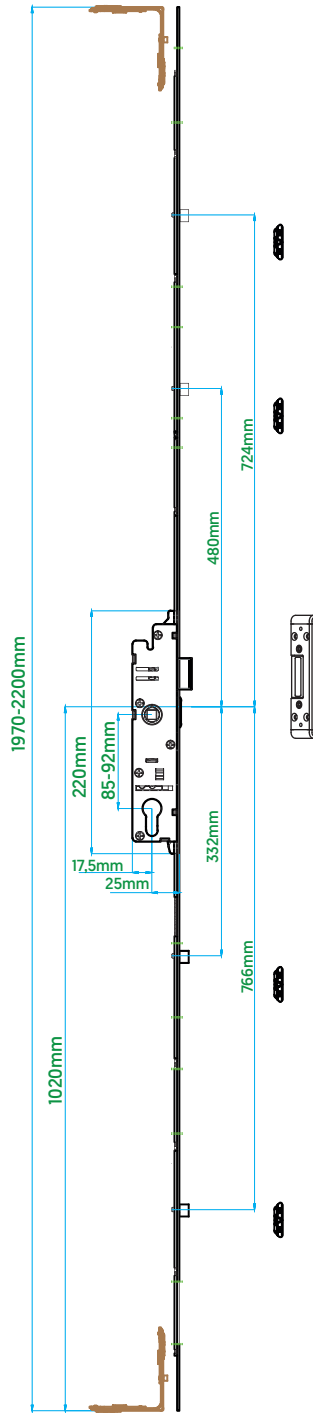
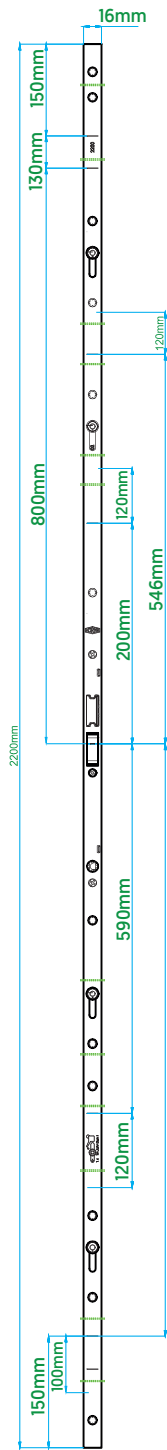
- PVC ✓ 
- Timber ✓ 
- Aluminium ✓ 


Plastic Case Locked Door Gear



Cutable / 25 - 85&92 / Latch & Deadbolt


Article Code RC	Article Code SC	Article Code RC / SC	Qty	Faceplate (mm)	Gear Height (mm)	'KA' (mm)	Handle Axis (mm)	Hole Center (mm)	Rear Backset (mm)	Spindle Housing (mm)	
V.6413.1802	V.6411.1802	V.6415.1802	10	16	2200	1970-2200	25	85	17.5	8	4
V.6423.1802	V.6421.1802	V.6425.1802	10	16	2200	1970-2200	25	92	17.5	8	4

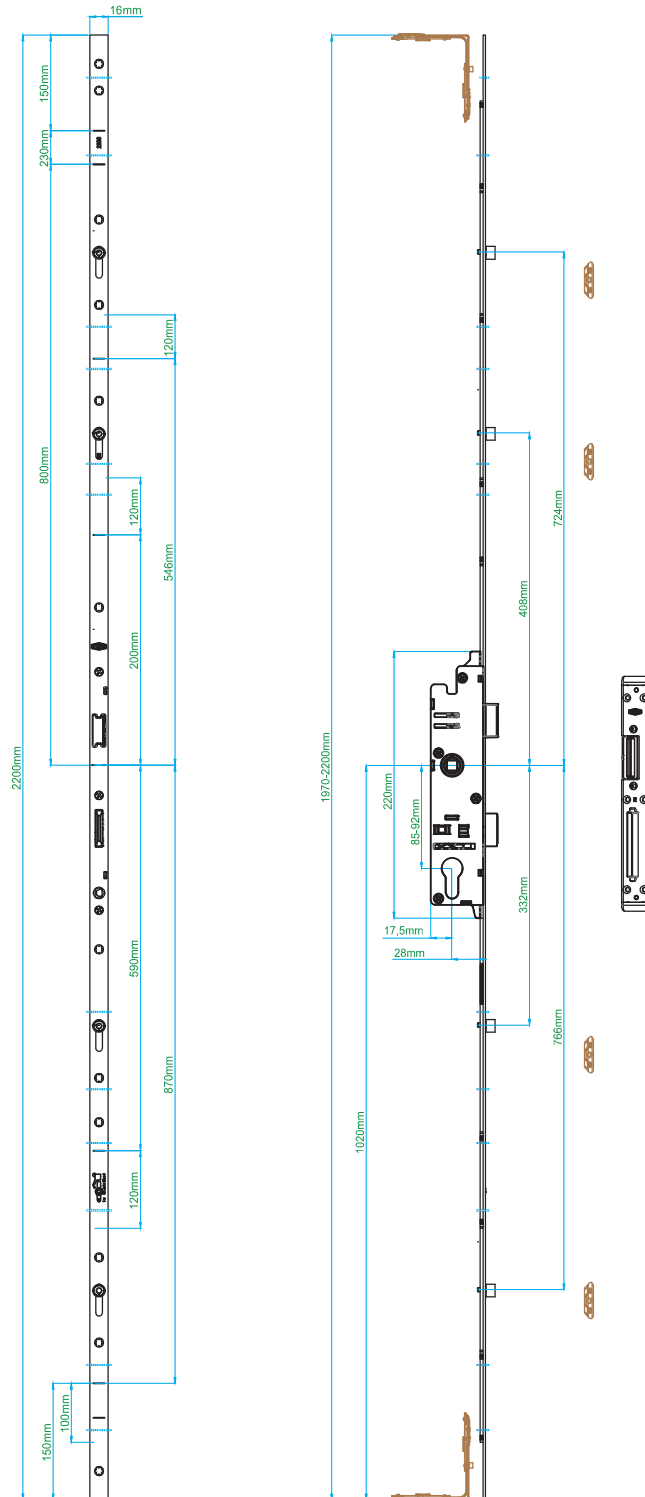


- PVC ✓ 
- Timber ✓ 
- Aluminium ✓ 

Plastic Case Locked Door Gear

Cutable / 28 - 85&92 / Latch & Deadbolt

Article Code RC	Article Code SC	Article Code RC / SC	Qty	Faceplate (mm)	'KA' (mm)	Backset (mm)	Hole Center (mm)	Rear Backset (mm)	Spindle Housing (mm)	
V.6814.1802	V.6812.1802	V.6816.1802	10	16	1970-2200	28	85	17,5	8	4
V.6824.1802	V.6822.1802	V.6826.1802	10	16	1970-2200	28	92	17,5	8	4




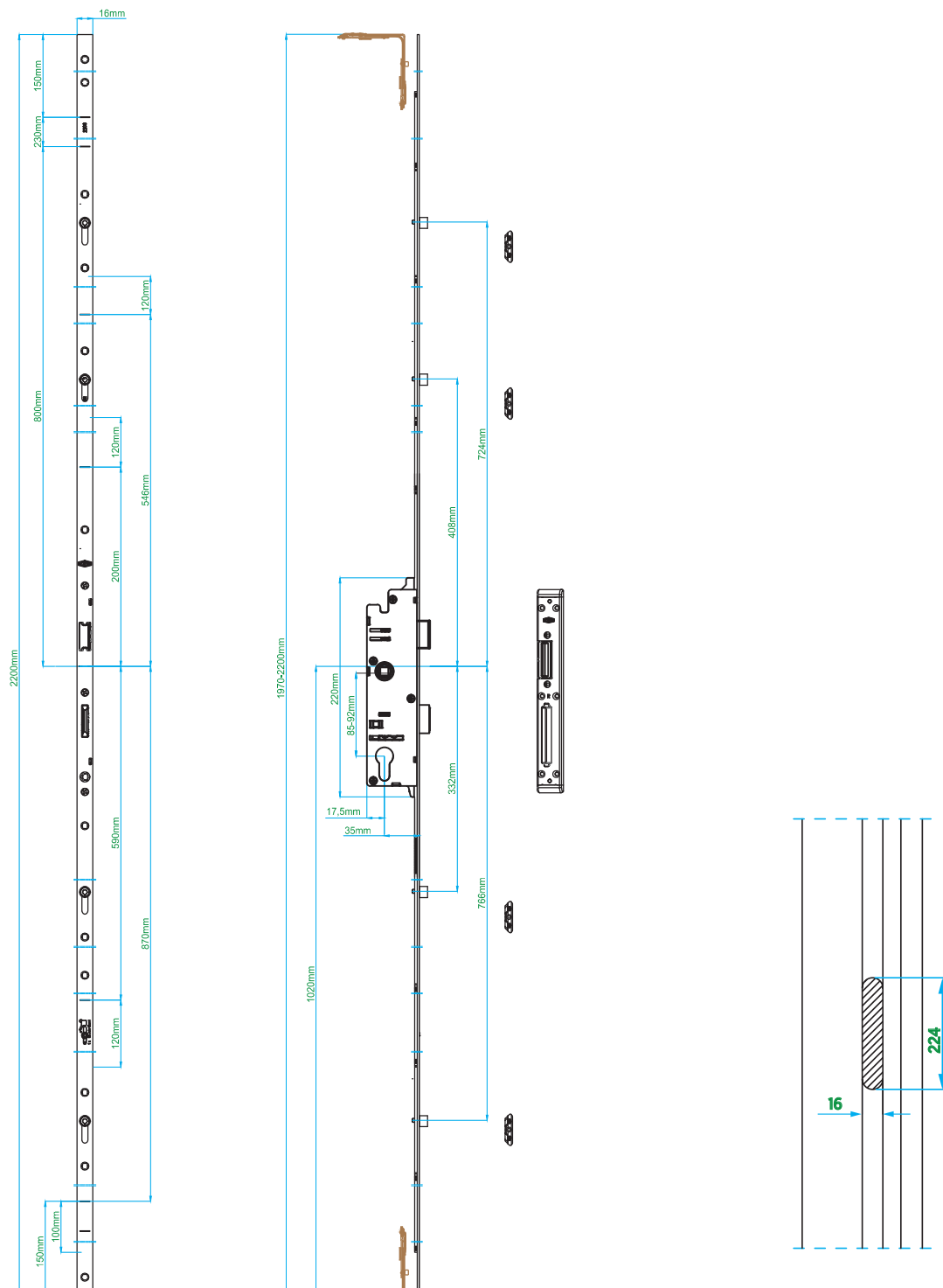
- PVC ✓ 
- Timber ✓ 
- Aluminium ✓ 




Plastic Case Locked Door Gear



Cutable / 35 - 85&92 / Latch & Deadbolt (1970-2200)



Article Code RC	Article Code SC	Article Code RC / SC	Qty	Faceplate (mm)	Gear Height (mm)	Backset (mm)	Hole Center (mm)	Rear Backset (mm)	Spindle Housing (mm)	
V.6112.1802	V.6114.1802	V.6116.1802	10	16	1970-2200	35	85	17,5	8	3
V.6122.1802	V.6124.1802	V.6126.1802	10	16	1970-2200	35	92	17,5	8	3

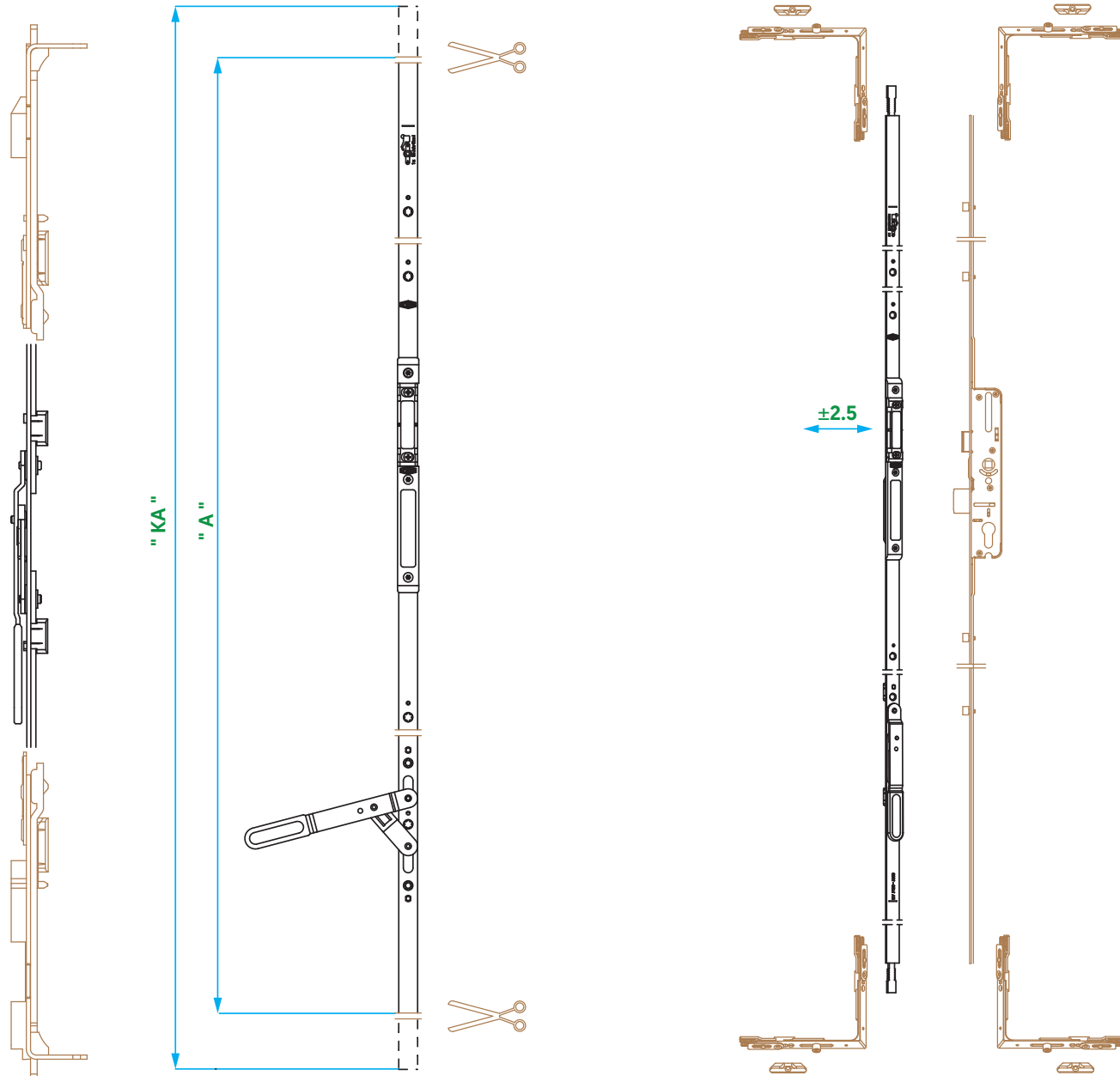


- PVC ✓ 
- Timber ✓ 
- Aluminium ✓ 

Double Sash Gear

Door Application

Article Code	Article	Qty	'KA' (mm)		
V.0301.0602	Double Sash Gear / Door Application	10	1600 - 1900	4	9
V.0301.0702	Double Sash Gear / Door Application	10	1900 - 2200	4	9





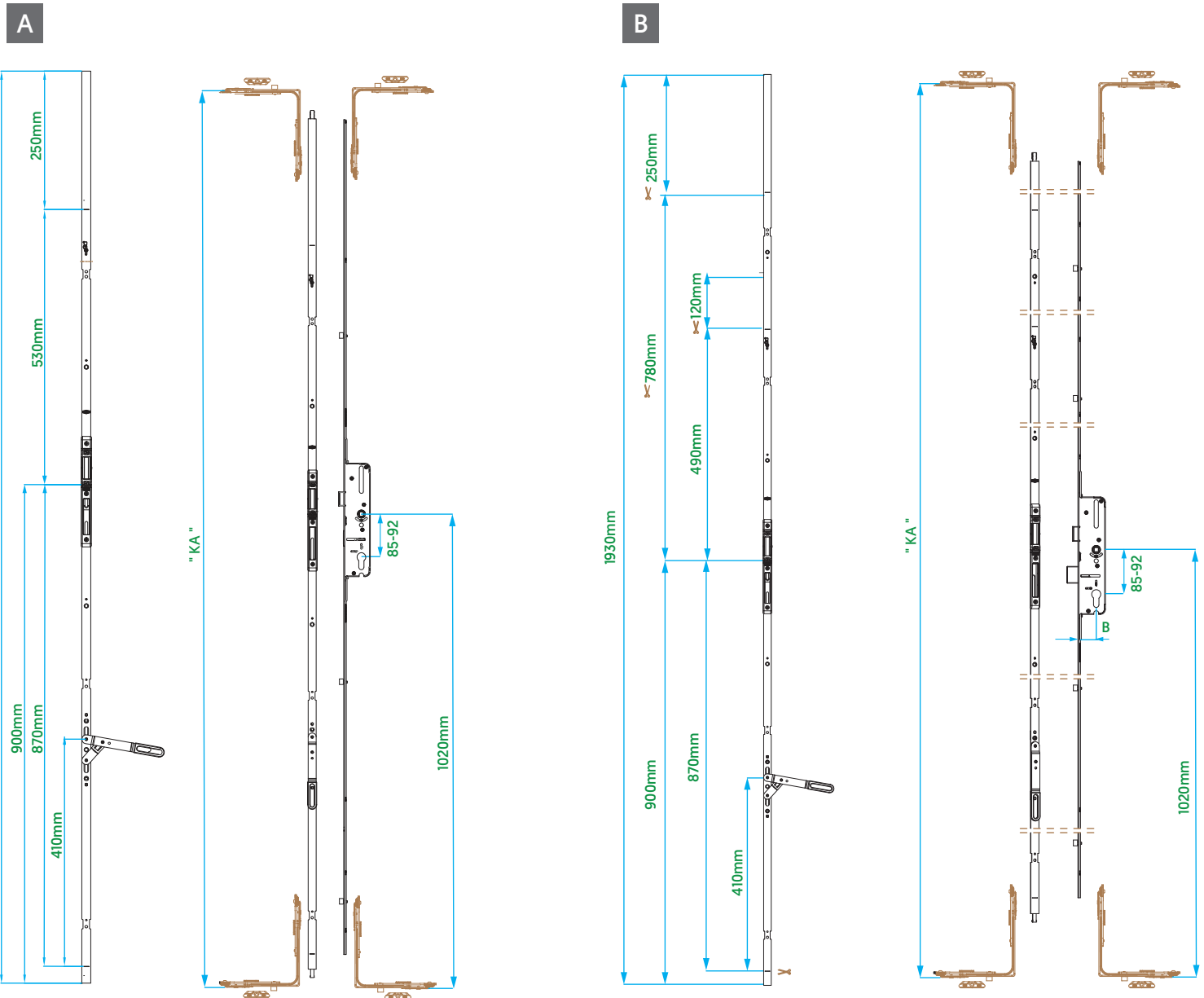
PVC	✓		
Timber	✓		
Aluminium	✓		

Double Sash Gear

Door Appliaction



	Article Code	Article	Qty	'KA' [mm]		
A	V.0301.1102	Double Sash Gear / Door Appliaction	10	1700 - 1950	3	8
B	V.0301.1202	Double Sash Gear / Door Appliaction	10	1950 - 2200	4	9



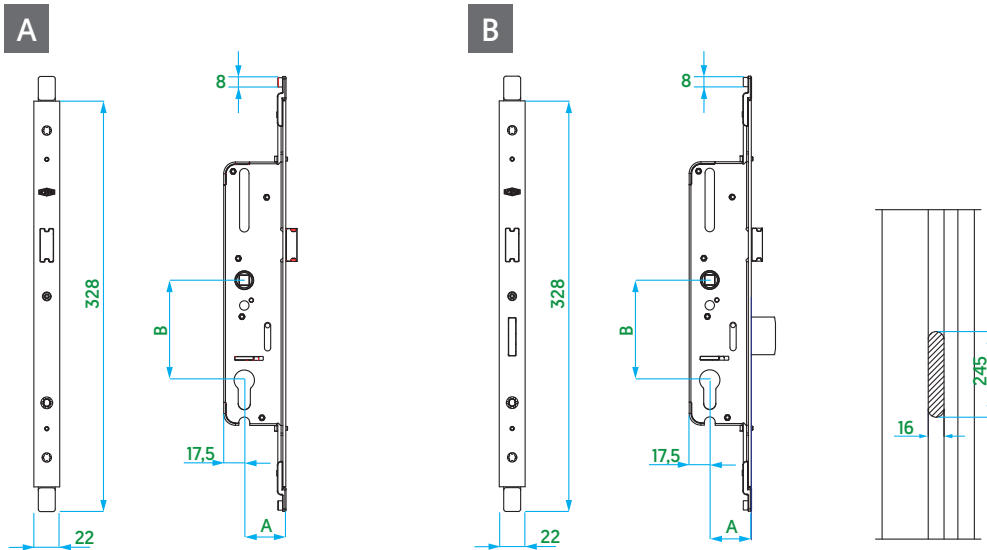
Cutting process should apply in open position

PVC	✓		
Timber	✓		
Aluminium	✓		

Aluminium Locked Door Gear

Lever Operated / Latch - Latch&Deadbolt / Faceplate 22mm Stainles

	Article Code RC	Qty	Faceplate (mm)	Gear Height (mm)	'A' Backset (mm)	'B' Hole Center (mm)	Spindle Housing (mm)	Bağlantı Pim Çapı (mm)
A	V6113.2102	30	22	328	35	85	8	8
	V6123.2102	30	22	328	35	92	8	8
	V6213.2102	30	22	328	45	85	8	8
	V6223.2102	30	22	328	45	92	8	8
B	V6114.2102	30	22	328	35	85	8	8
	V6124.2102	30	22	328	35	92	8	8
	V6214.2102	30	22	328	45	85	8	8
	V6224.2102	30	22	328	45	92	8	8



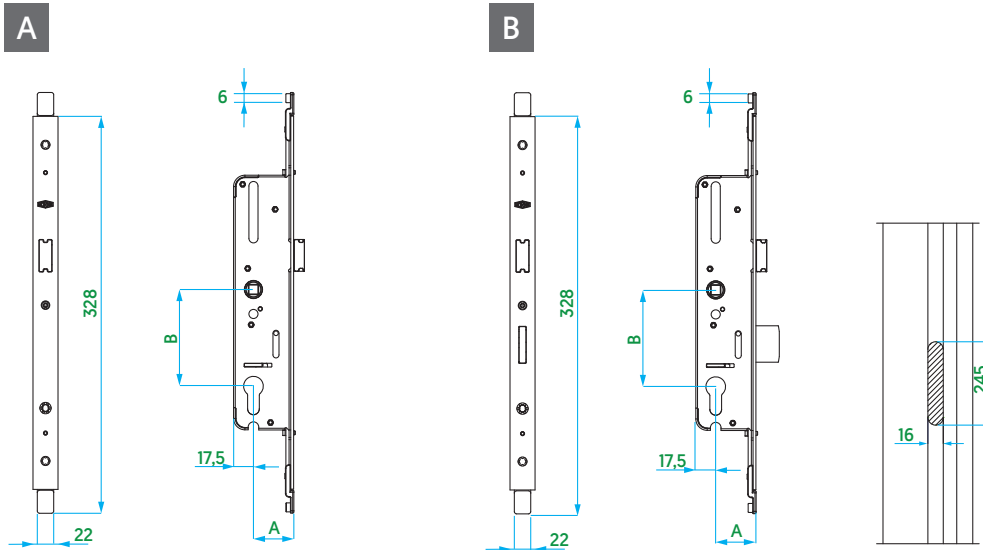
PVC	-	
Timber	-	
Aluminium	✓	

Aluminium Locked Door Gear



Lever Operated / Latch - Latch&Deadbolt / Faceplate 22mm Stainles

	Article Code RC	Qty	Faceplate (mm)	Gear Height (mm)	'A' Backset (mm)	'B' Hole Center (mm)	Spindle Housing (mm)	Bağlantı Pim Çapı (mm)
A	V6113.2202	30	22	328	35	85	8	6
	V6123.2202	30	22	328	35	92	8	6
	V6213.2202	30	22	328	45	85	8	6
	V6223.2202	30	22	328	45	92	8	6
B	V6114.2202	30	22	328	35	85	8	6
	V6124.2202	30	22	328	35	92	8	6
	V6214.2202	30	22	328	45	85	8	6
	V6224.2202	30	22	328	45	92	8	6



PVC	-	
Timber	-	
Aluminium	✓	

Mortice Lock

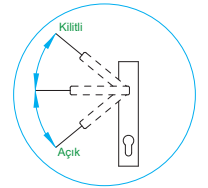
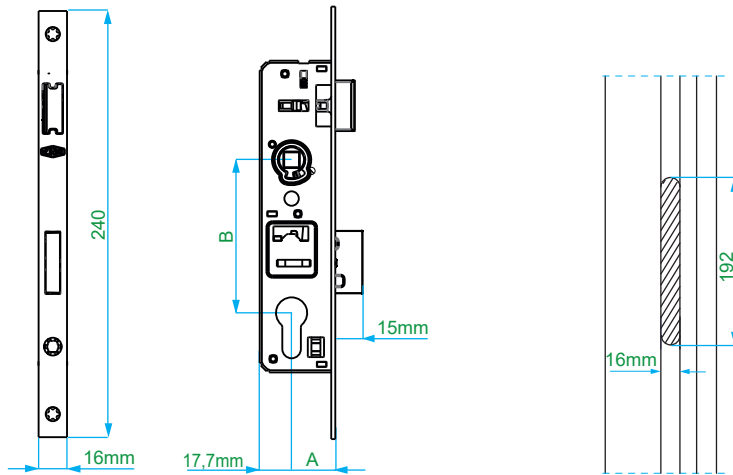


Mortice Lock



Latch & Deadbolt / Faceplate 16mm

Article Code	Surface Coating	Qty	Faceplate (mm)	Gear Height (mm)	'A' Backset (mm)	'B' Hole Center (mm)	Spindle Housing(mm)
V.7311.0102	Chromium	30	16	240	25	85	8
V.7311.0103	Zinc	30	16	240	25	85	8
V.7312.0102	Chromium	30	16	240	25	92	8
V.7312.0103	Zinc	30	16	240	25	92	8
V.7315.0102	Chromium	30	16	240	20	85	8
V.7315.0103	Zinc	30	16	240	20	85	8
V.7316.0102	Chromium	30	16	240	20	92	8
V.7316.0103	Zinc	30	16	240	20	92	8
V.7321.0102	Chromium	30	16	240	35	85	8
V.7321.0103	Zinc	30	16	240	35	85	8
V.7322.0102	Chromium	30	16	240	35	92	8
V.7322.0103	Zinc	30	16	240	35	92	8
V.7325.0102	Chromium	30	16	240	30	85	8
V.7325.0103	Zinc	30	16	240	30	85	8
V.7326.0102	Chromium	30	16	240	30	92	8
V.7326.0103	Zinc	30	16	240	30	92	8

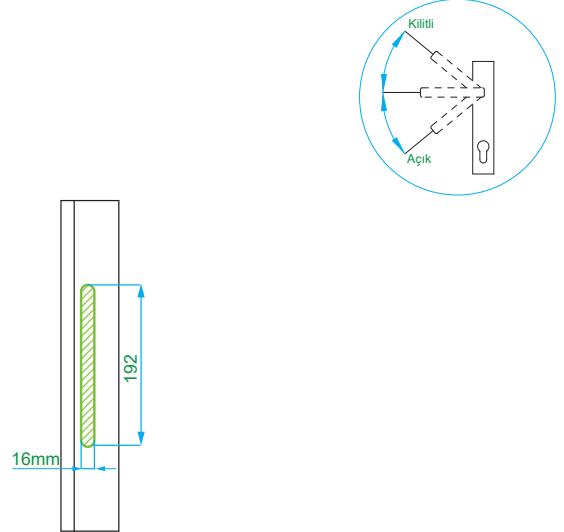
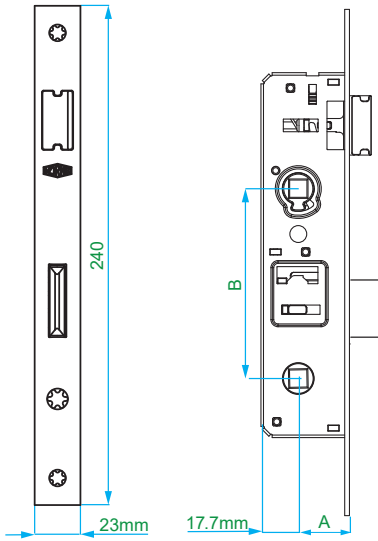


PVC	✓	
Timber	-	
Aluminium	✓	

Mortice Lock

Latch & Deadbolt / Faceplate 23mm

Article Code	Surface Coating	Qty	Faceplate (mm)	Gear Height (mm)	'A' Backset (mm)	'B' Hole Center (mm)	Spindle Housing(mm)
V.7311.1102	Chromium	30	23	240	25	85	8
V.7311.1103	Zinc	30	23	240	25	85	8
V.7312.1102	Chromium	30	23	240	25	92	8
V.7312.1103	Zinc	30	23	240	25	92	8
V.7315.1102	Chromium	30	23	240	20	85	8
V.7315.1103	Zinc	30	23	240	20	85	8
V.7316.1102	Chromium	30	23	240	20	92	8
V.7316.1103	Zinc	30	23	240	20	92	8
V.7321.1102	Chromium	30	23	240	35	85	8
V.7321.1103	Zinc	30	23	240	35	85	8
V.7322.1102	Chromium	30	23	240	35	92	8
V.7322.1103	Zinc	30	23	240	35	92	8
V.7325.1102	Chromium	30	23	240	30	85	8
V.7325.1103	Zinc	30	23	240	30	85	8
V.7326.1102	Chromium	30	23	240	30	92	8
V.7326.1103	Zinc	30	23	240	30	92	8



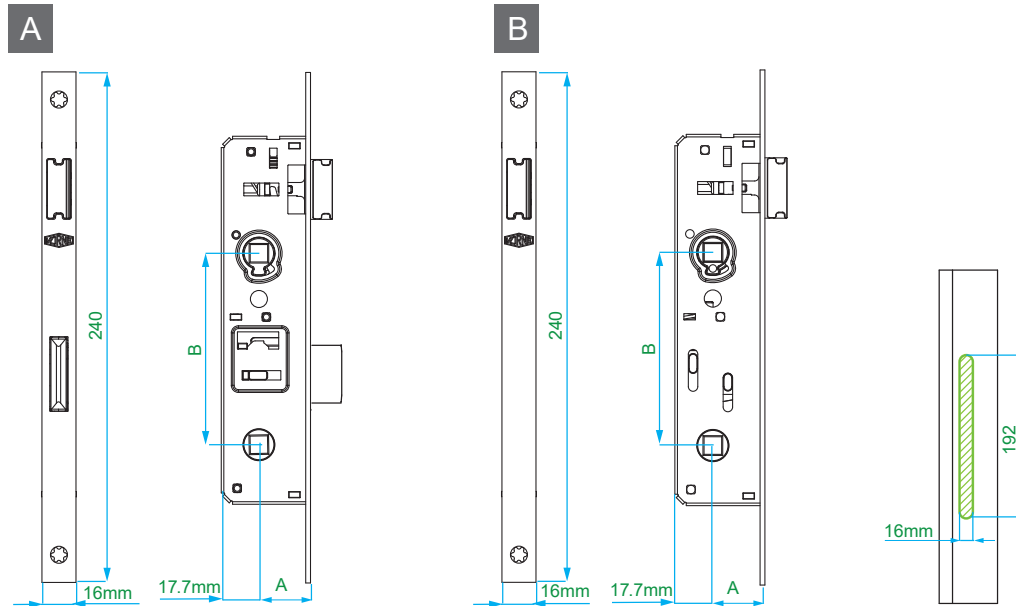
PVC	-		
Timber	✓		
Aluminium	✓		

WC Mortise Lock



Latch & Deadbolt or Latch / Faceplate 16mm

	Article Code	Surface Coating	Qty	Faceplate (mm)	Gear Height (mm)	'A' Backset (mm)	'B' Hole Center (mm)	Spindle Housing(mm)
A	V.7313.0102	Zinc	30	16	240	25	90	8
	V.7313.0103	Chromium	30	16	240	25	90	8
	V.7317.0102	Zinc	30	16	240	20	90	8
	V.7317.0103	Chromium	30	16	240	20	90	8
	V.7323.0102	Zinc	30	16	240	35	90	8
	V.7323.0103	Zinc	30	16	240	35	90	8
	V.7327.0102	Chromium	30	16	240	30	90	8
V.7327.0103	Zinc	30	16	240	30	90	8	
B	V.7314.0102	Chromium	30	16	240	25	90	8
	V.7314.0103	Zinc	30	16	240	25	90	8
	V.7324.0102	Zinc	30	16	240	35	90	8
	V.7324.0103	Chromium	30	16	240	35	90	8
	V.7328.0102	Zinc	30	16	240	30	90	8
	V.7328.0103	Chromium	30	16	240	30	90	8

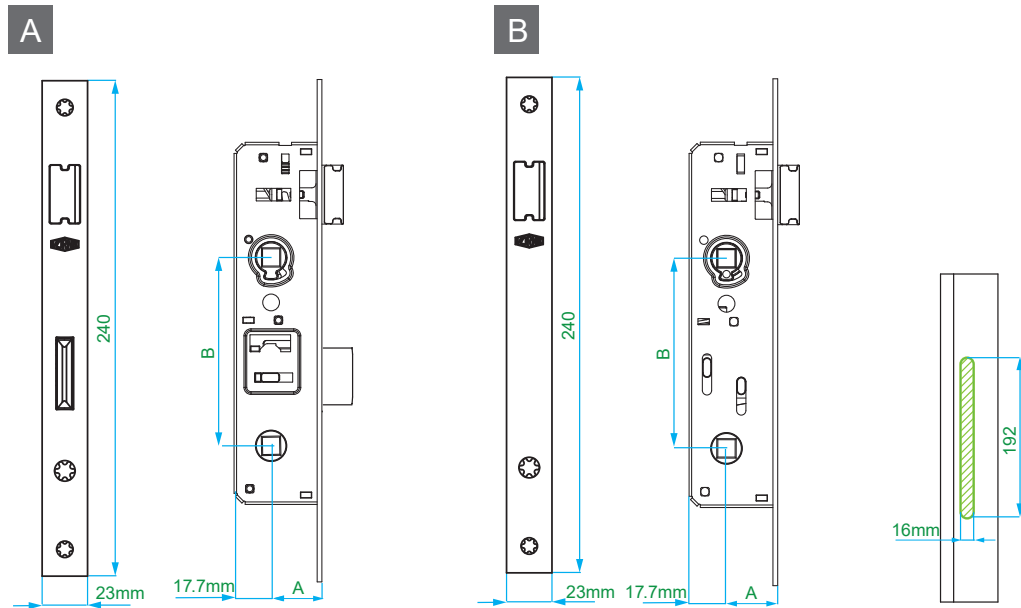


PVC	✓	
Timber	-	
Aluminium	✓	

WC Mortise Lock

Latch & Deadbolt or Latch / Faceplate 23mm

	Article Code	Surface Coating	Qty	Faceplate (mm)	Gear Height (mm)	'A' Backset (mm)	'B' Hole Center (mm)	Spindle Housing(mm)
A	V.7313.1102	Zinc	30	23	240	25	90	8
	V.7313.1103	Chromium	30	23	240	25	90	8
	V.7317.1102	Zinc	30	23	240	20	90	8
	V.7317.1103	Chromium	30	23	240	20	90	8
	V.7323.1102	Zinc	30	23	240	35	90	8
	V.7323.1103	Zinc	30	23	240	35	90	8
	V.7327.1102	Chromium	30	23	240	30	90	8
V.7327.1103	Zinc	30	23	240	30	90	8	
B	V.7314.1102	Chromium	30	23	240	25	90	8
	V.7314.1103	Zinc	30	23	240	25	90	8
	V.7324.1102	Zinc	30	23	240	35	90	8
	V.7324.1103	Chromium	30	23	240	35	90	8
	V.7328.1102	Zinc	30	23	240	30	90	8
	V.7328.1103	Chromium	30	23	240	30	90	8



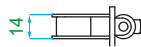
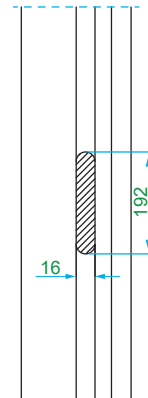
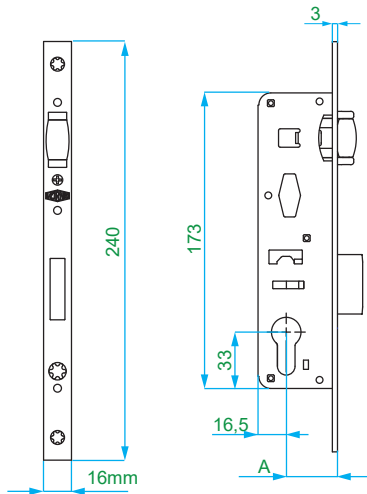
PVC	-	
Timber	✓	
Aluminium	✓	

Mortice Lock

Roller & Deadbolt / Faceplate 16mm



Article Code RC	Surface Coating	Qty	Face-plate(mm)	Faceplate Size (mm)	'A' Back-set (mm)
V.7411.0102	Zinc	30	16	240	20
V.7411.0103	Chromium	30	16	240	20
V.7412.0102	Zinc	30	16	240	25
V.7412.0103	Chromium	30	16	240	25
V.7413.0102	Zinc	30	16	240	30
V.7413.0103	Chromium	30	16	240	30
V.7414.0102	Zinc	30	16	240	35
V.7414.0103	Chromium	30	16	240	35

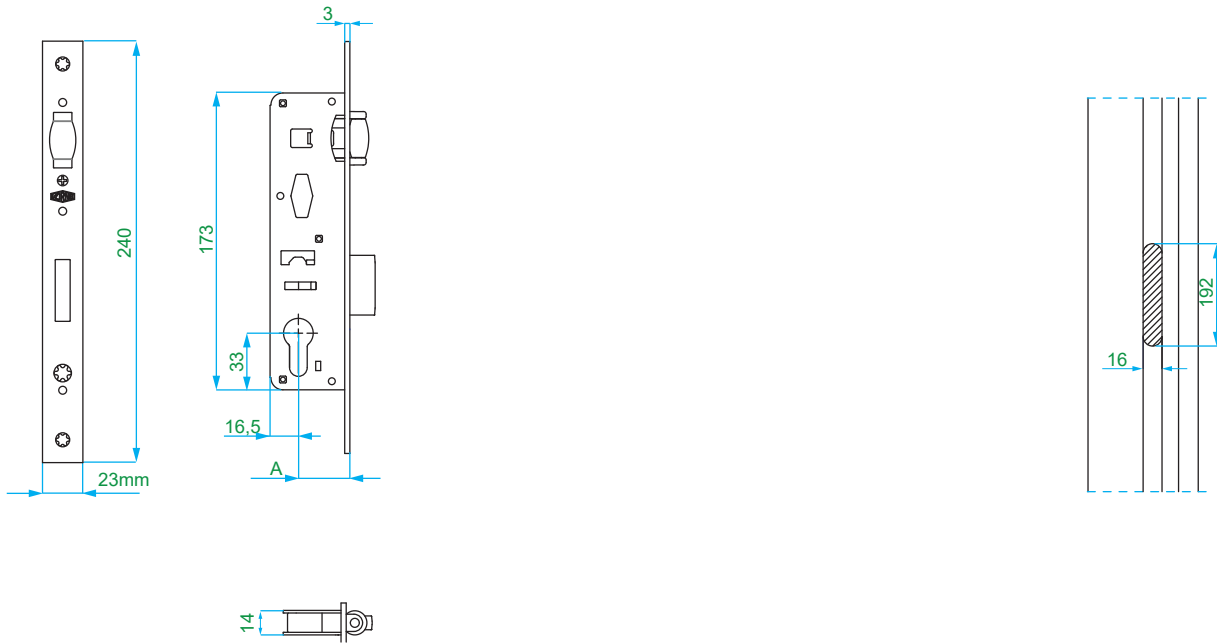


PVC	✓	
Timber	-	
Aluminium	✓	

Mortice Lock

Roller & Deadbolt / Faceplate 23mm

Article Code RC	Surface Coating	Qty	Faceplate (mm)	Faceplate Size (mm)	'A' Back-set (mm)
V.7422.0102	Zinc	30	23	240	20
V.7422.0103	Chromium	30	23	240	20
V.7424.0102	Zinc	30	23	240	25
V.7424.0103	Chromium	30	23	240	25
V.7426.0102	Zinc	30	23	240	30
V.7426.0103	Chromium	30	23	240	30
V.7428.0102	Zinc	30	23	240	35
V.7428.0103	Chromium	30	23	240	35



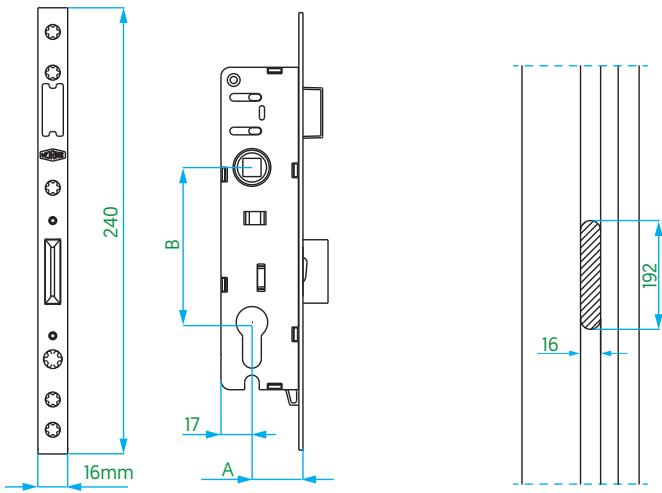
PVC	-		
Timber	✓		
Aluminium	✓		

Plastic Case Mortice Lock



Latch & Deadbolt / Faceplate 16mm

Article Code	Surface Coating	Qty	Faceplate (mm)	Faceplate Size (mm)	'A' Backset (mm)	'B' Hole Center (mm)	Rear Backset (mm)	Spindle Housing (mm)
V.7511.0102	Zinc	30	16	240	28	85	17	8
V.7512.0102	Zinc	30	16	240	28	92	17	8
V.7521.0102	Zinc	30	16	240	35	85	17	8
V.7522.0102	Zinc	30	16	240	35	92	17	8

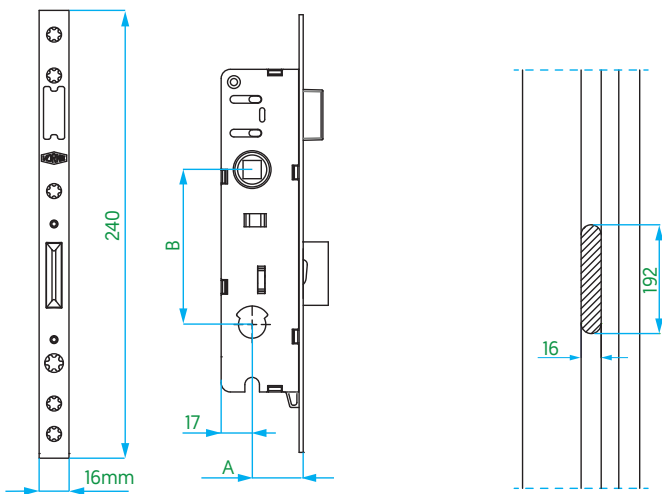





PVC	-	
Timber	✓	
Aluminium	✓	

WC Plastic Case Mortise Lock

Latch & Deadbolt / Faceplate 16mm

Article Code	Surface Coating	Qty	Faceplate (mm)	Face-plate Size (mm)	'A' Backset (mm)	'B' Hole Center (mm)	Rear Backset (mm)	Spindle Housing (mm)
V.7513.0102	Zinc	30	16	240	28	90	17	8
V.7523.0102	Zinc	30	16	240	35	90	17	8



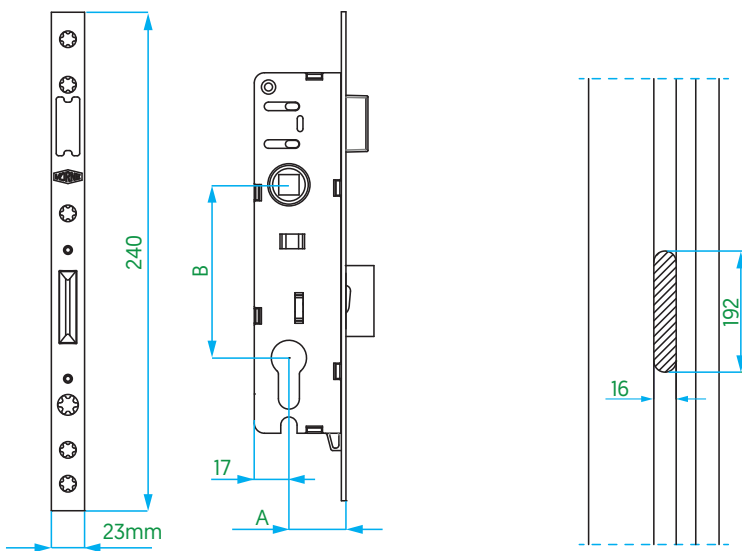
PVC	-		
Timber	✓		
Aluminium	✓		

WC Plastic Case Mortise Lock



Latch & Deadbolt / Faceplate 23mm

Article Code	Surface Coating	Qty	Faceplate (mm)	Faceplate Size (mm)	'A' Backset (mm)	'B' Hole Center (mm)	Rear Backset (mm)	Spindle Housing (mm)
V.7611.0102	Zinc	30	23	240	28	85	17	8
V.7612.0102	Zinc	30	23	240	28	92	17	8
V.7621.0102	Zinc	30	23	240	35	85	17	8
V.7622.0102	Zinc	30	23	240	35	92	17	8

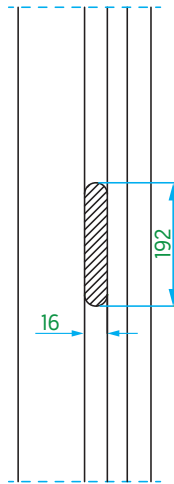
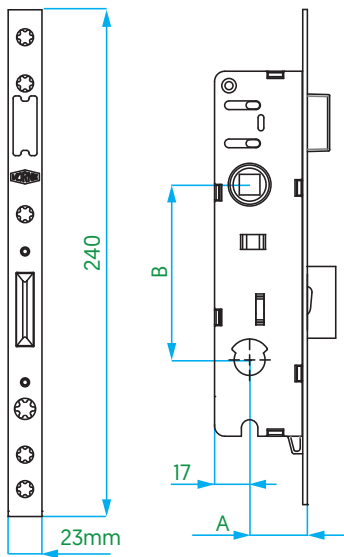


PVC	-	
Timber	✓	
Aluminium	✓	

WC Plastic Case Mortise Lock

Latch & Deadbolt / Faceplate 23mm

Article Code	Surface Coating	Qty	Faceplate (mm)	Faceplate Size (mm)	'A' Backset (mm)	'B' Hole Center (mm)	Rear Backset (mm)	Spindle Housing (mm)
V.7613.0102	Zinc	30	23	240	28	90	17	8
V.7623.0102	Zinc	30	23	240	35	90	17	8

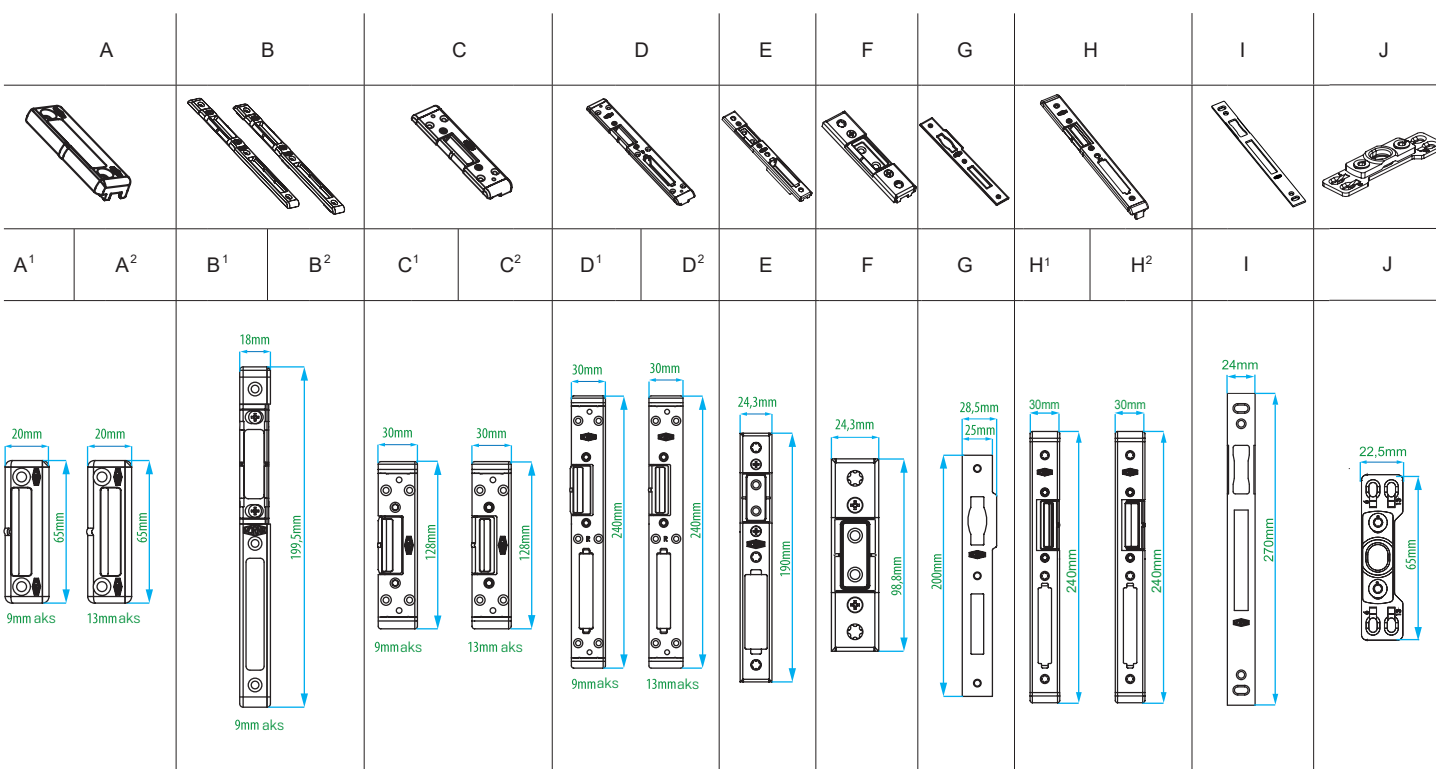


PVC	-	
Timber	✓	
Aluminium	✓	

Door System Components

Door Strikers


	Article Code	Description	Technical Feature	Qty	
A ¹	See the Striker List!	Lockable Door Gear Striker 9mm aks - Short	According to Profile	100	2
A ²	See the Striker List!	Lockable Door Gear Striker 13mm aks - Short	According to Profile	100	2
B ¹	See the Striker List!	Universal Lockable Door Gear Striker 9mm aks - Long	According to Profile	100	3
B ²	V.3806.0302	Universal Lockable Door Gear Striker 9mm aks - Long	According to Profile	100	3
C ¹	See the Striker List!	Adjustable Lockable Door Gear Striker 9mm aks - Short	According to Profile	100	4
C ²	See the Striker List!	Adjustable Lockable Door Gear Striker 13mm aks - Short	According to Profile	100	4
D ¹	See the Striker List!	Adjustable Lockable Door Gear Striker 9mm aks (L) - Long	According to Profile	100	4
D ¹	See the Striker List!	Adjustable Lockable Door Gear Striker 9mm aks (R) - Long	According to Profile	100	4
D ²	See the Striker List!	Adjustable Lockable Door Gear Striker 13mm aks (L) - Long	According to Profile	100	4
D ²	See the Striker List!	Adjustable Lockable Door Gear Striker 13mm aks (R) - Long	According to Profile	100	4
E	See the Striker List!	Adjustable Striker - Long	-	100	3
F	See the Striker List!	Adjustable Striker - Short	-	100	4
G	V.7400.0002	Mortise Lock Cylinder Latch Striker (Timber)	-	100	3
H ¹	V.3819.0L02	Adjustable Double Sash Striker	Double Sash App.16mm	100	4
	V.3819.0R02	Adjustable Double Sash Striker	Double Sash App.16mm	100	4
H ²	V.3820.0L02	Adjustable Double Sash Striker (Cylinder Latch)	Double Sash App.16mm	100	4
	V.3820.0R02	Adjustable Double Sash Striker (Cylinder Latch)	Double Sash App.16mm	100	4
I	V.3810.0202	Aluminium Lockable Gear Striker (Stainless surface)	Suitable Aluminum Profile	100	4
	V.3810.0302	Aluminium Lockable Gear Striker (Zinc Coating)	Suitable Aluminum Profile	100	4
J	V.3020.0X02	9-13 Axis Door Shootbolt Striker	According to Profile	100	6

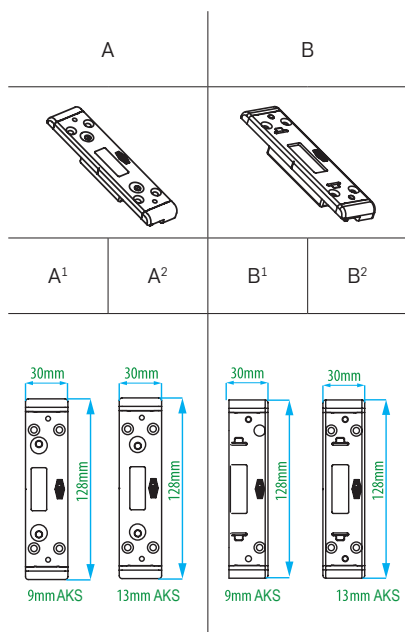


Door Strikers


Hookbolt

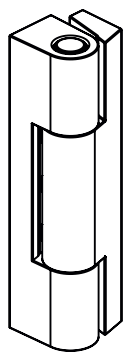





	Article Code	Article	Technical Feature	Qty	
A ¹	See the Striker List!	Hookbolt Striker 9mm aks (Adjustable)	According to Profilee	50	4
A ²	See the Striker List!	Hookbolt Striker 13mm aks (Adjustable)	According to Profilee	50	4
B ¹	See the Striker List!	Hookbolt Striker 9mm aks	According to Profilee	50	4
B ²	See the Striker List!	Hookbolt Striker 13mm aks	According to Profilee	50	4



90 mm Turn Only Hinge

Article Code	Article	Qty	
V.1720.01XX	90 mm Turn Only Hinge	50	4



PVC	✓				
Timber	-				
Aluminium	✓				

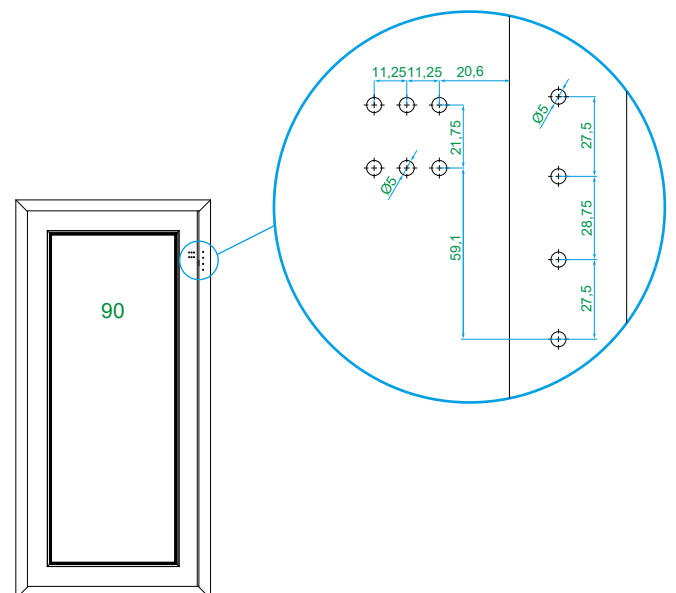
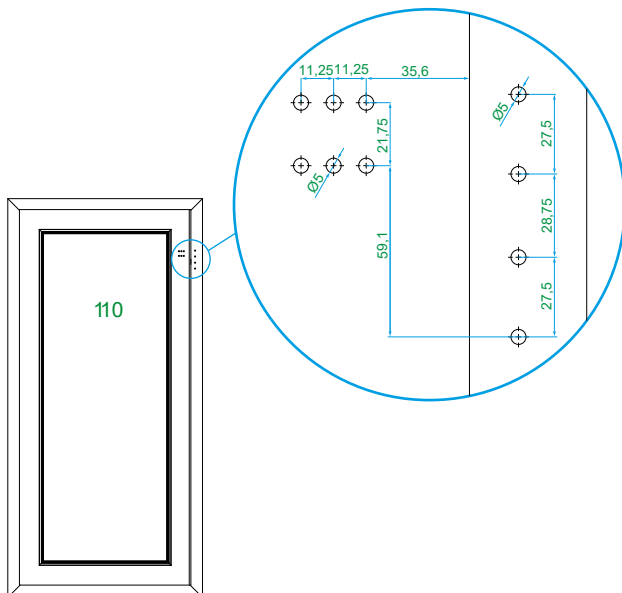
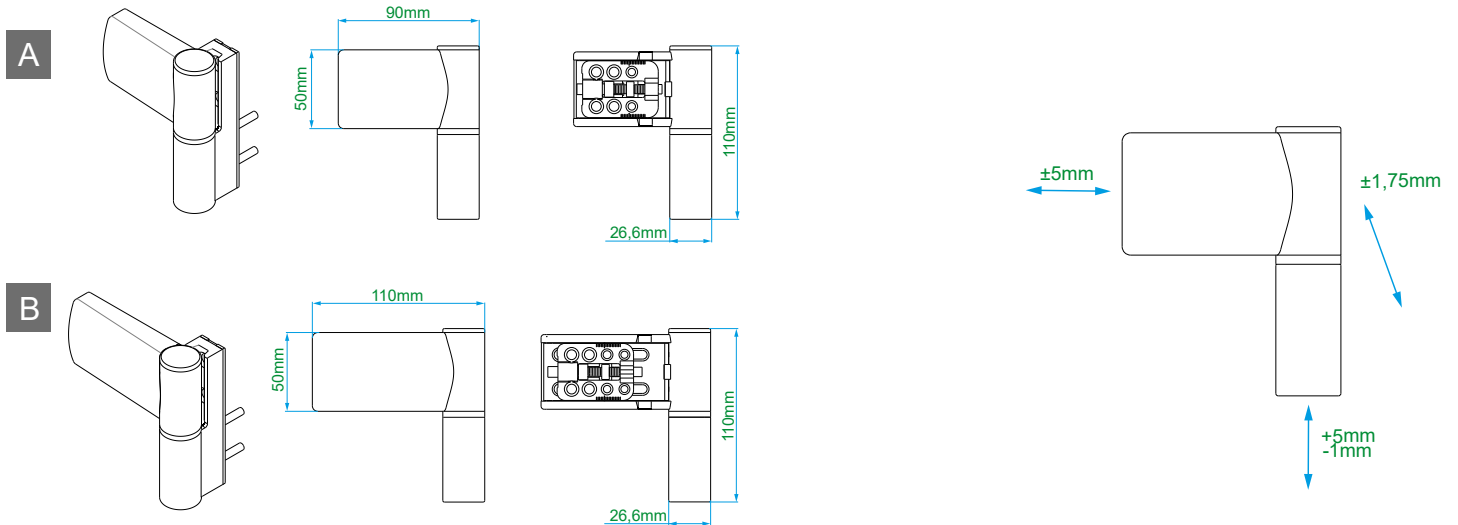
*XX	Colors
07	White RAL 9016
08	Black Brown RAL 8022
21	Orange Brown RAL 8003
22	Maun RAL 8017
23	Grey Brown RAL 8019
23	Anthracite Grey RAL 7016

3D Adjustable Door Hinge



	Article Code	Article	Hinge Length (mm)	Carrying Capacity (kg)	Overlap Width	Box Qty
A	V5641.01XX	3D Adjustable Door Hinge	90	80	14-18	24
	V5641.02XX	3D Adjustable Door Hinge	90	80	18-22	24
	V5641.03XX	3D Adjustable Door Hinge	90	80	22-26	24
B	V5651.01XX	3D Adjustable Door Hinge	110	120	14-18	24
	V5651.02XX	3D Adjustable Door Hinge	110	120	18-22	24
	V5651.03XX	3D Adjustable Door Hinge	110	120	22-26	24

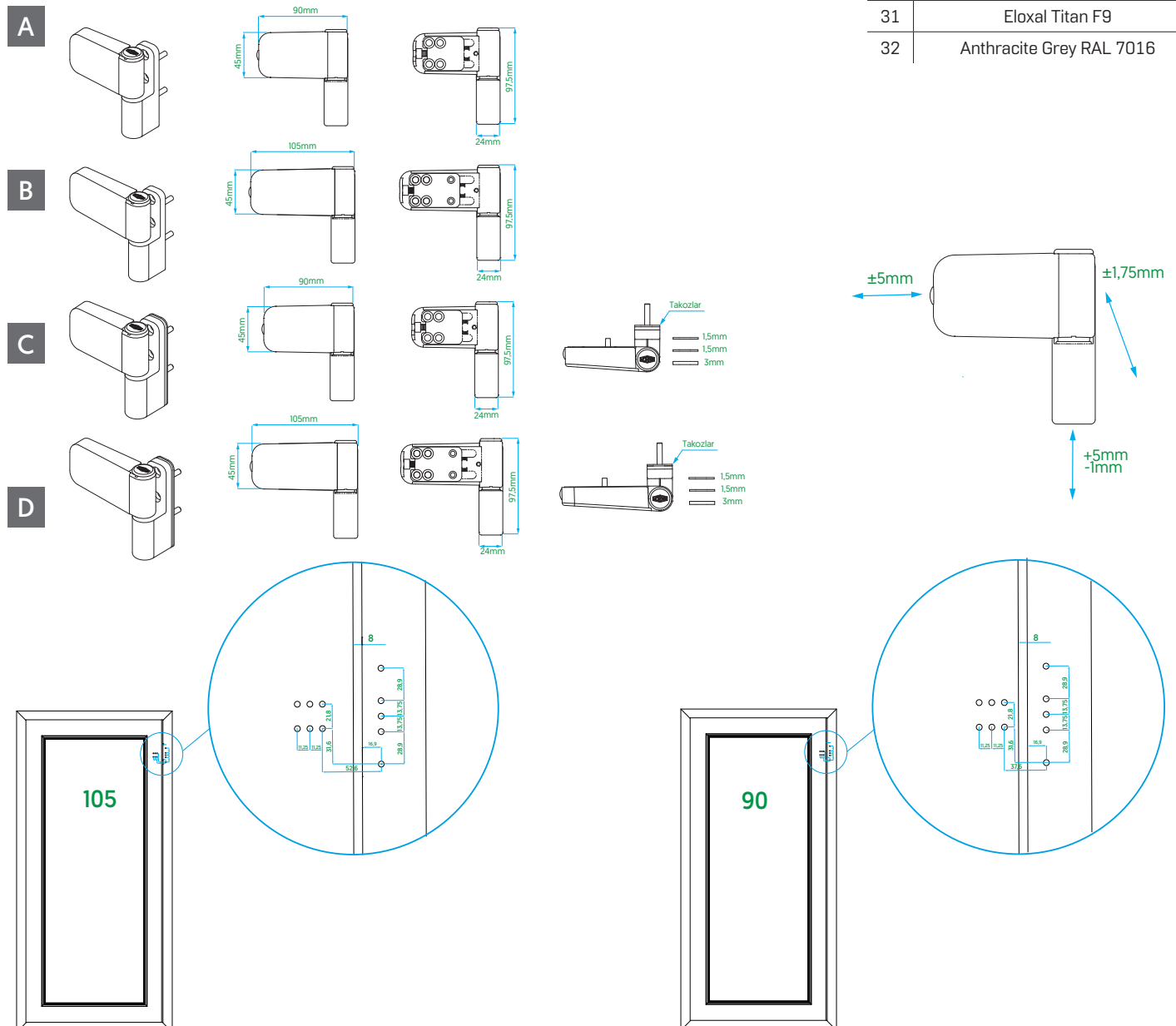
*XX	Colors
07	White RAL 9016
08	Black Brown RAL 8022
21	Orange Brown RAL 8003
22	Maun RAL 8017
23	Grey Brown M2 RAL 8019
32	Anthracite Grey RAL 7016



3D Adjustable Door Hinge

	Article Code	Article	Hinge Length (mm)	Carrying Capacity (kg)	Overlap Width	Box Qty
A	V5611.01XX	3D Adjustable Door Hinge	90	100	14-17	24
	V5611.02XX	3D Adjustable Door Hinge	90	100	17-20	24
	V5611.03XX	3D Adjustable Door Hinge	90	100	20-23	24
B	V5621.01XX	3D Adjustable Door Hinge	105	130	14-17	24
	V5621.02XX	3D Adjustable Door Hinge	105	130	17-20	24
	V5621.03XX	3D Adjustable Door Hinge	105	130	20-23	24
C	V5611.11XX	3D Adjustable Door Hinge	90	100	14-23	24
	V5611.12XX	3D Adjustable Door Hinge	90	100	17-26	24
	V5611.13XX	3D Adjustable Door Hinge	90	100	20-29	24
D	V5621.11XX	3D Adjustable Door Hinge	105	130	14-23	24
	V5621.12XX	3D Adjustable Door Hinge	105	130	17-26	24
	V5621.13XX	3D Adjustable Door Hinge	105	130	20-29	24

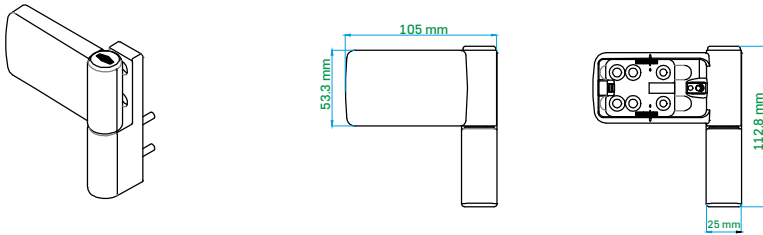
*XX	Colors
07	White RAL 9016
08	Black Brown RAL 8022
10	Silver
16	Black RAL 9005
21	Orange Brown RAL 8003
22	Maun RAL 8017
23	Grey Brown RAL 8019
25	Light Ivory RAL 1015
26	Stone Grey RAL 7030
27	Window Grey RAL 7040
28	Metalic Aluminium
29	Eloxal Silver F1
30	Eloxal Bronze F4
31	Eloxal Titan F9
32	Anthracite Grey RAL 7016




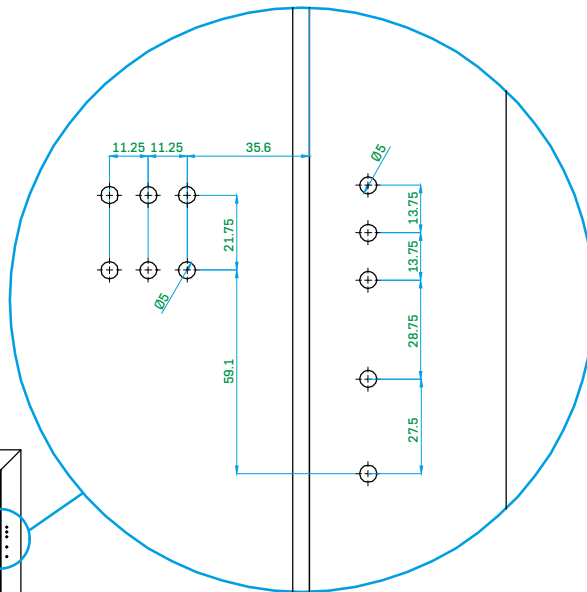
3D Adjustable Door Hinge



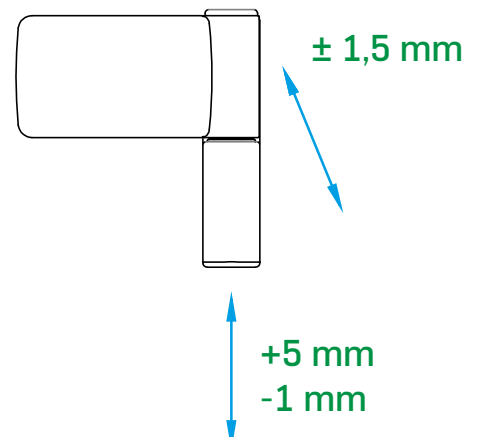
Article Code	Article	Hinge Length [mm]	Carrying Capacity [kg]	Sash Overlap	Box Qty
V.5631.01XX	160 kg 3D Adjustable Door Hinge	105	160	14-17	24
V.5631.02XX	160 kg 3D Adjustable Door Hinge	105	160	17-20	24
V.5631.03XX	160 kg 3D Adjustable Door Hinge	105	160	20-23	24



*XX	Colors
07	White RAL 9016
08	Black Brown RAL 8022
10	Silver
16	Black RAL 9005
21	Orange Brown RAL 8003
22	Maun RAL 8017
23	Grey Brown RAL 8019
25	Light Ivory RAL 1015
26	Stone Grey RAL 7030
27	Window Grey RAL 7040
28	Metalic Aluminium
29	Eloxal Silver F1
30	Eloxal Bronze F4
31	Eloxal Titan F9
32	Anthracite Grey RAL 7016




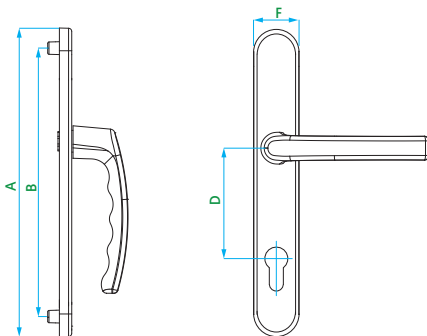
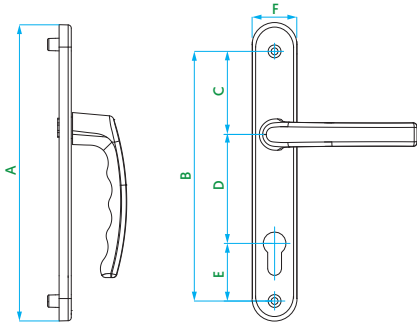
+5 mm
-10 mm



Door Handle

Aluminium


Article Code	A (mm)	B (mm)	C (mm)	D (mm)	E (mm)	F (mm)	Spindle Length	Screw Size	
T.0272.02XX	230	200	70	85	45	26,5	115	78	2
T.0273.02XX	230	200	70	92	38	26,5	115	78	2
T.0242.02XX	230	200	70	85	45	35	115	78	2
T.0244.02XX	230	200	70	92	38	35	115	78	2

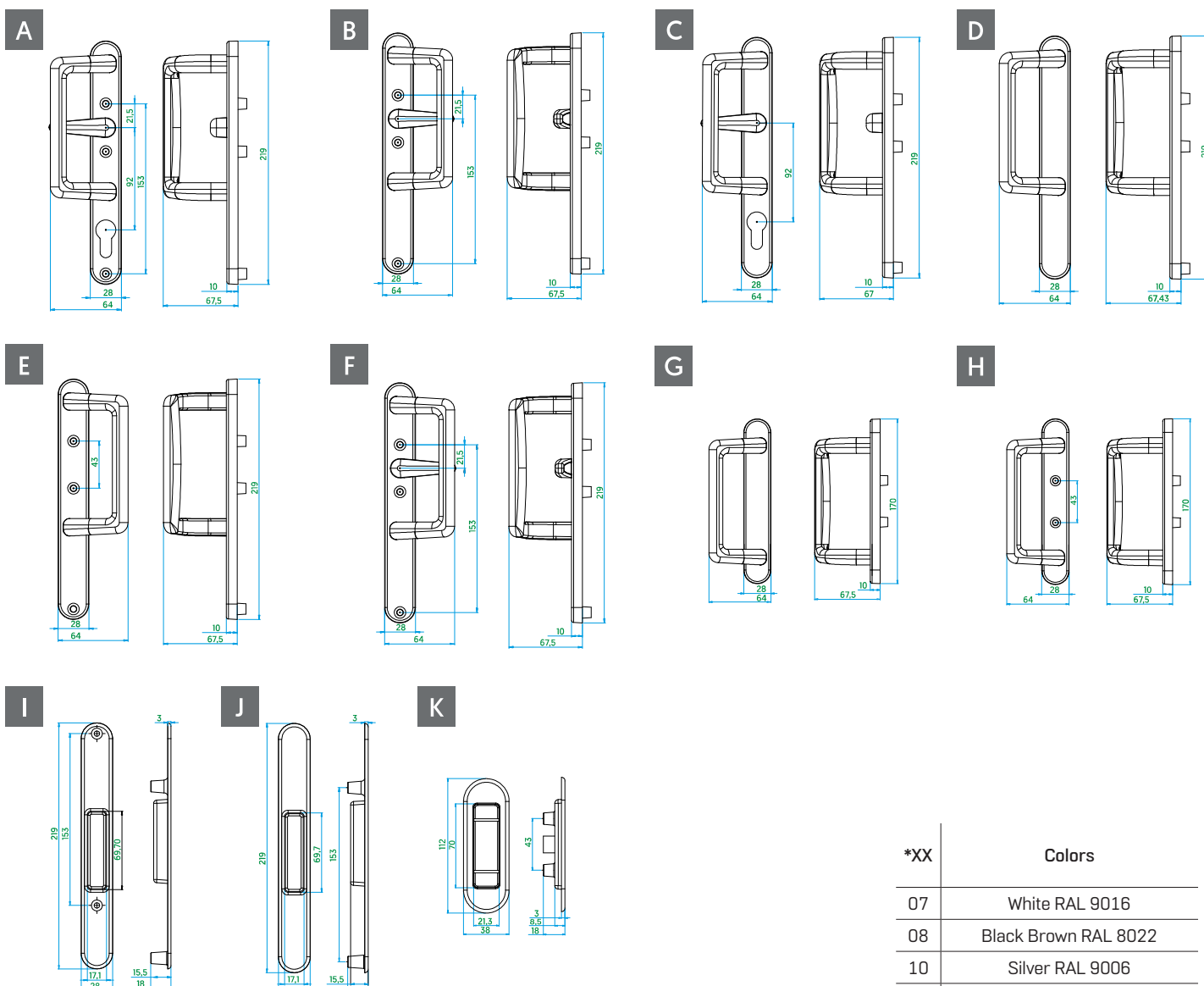


*XX	Colors
07	White RAL 9016
08	Black Brown RAL 8022
21	Orange Brown RAL 8003
22	Maun RAL 8017
23	Grey Brown M2 RAL 8019

Sliding Handle




	Article Code	Article	
A	T.0225.01XX*	Alm.Cygnus D Handle 92/28 (With cylinder)	2
B	T.0225.02XX*	Alm.Cygnus D Handle 28 (Without cylinder)	2
C	T.0225.03XX*	Alm.Cygnus D Handle 92/28 (With cylinder)	2
D	T.0226.01XX*	Alm.Cygnus D Handle 28 (Without cylinder)	2
E	T.0226.02XX*	Alm.Cynus D Handle 28 (Without cylinder)	2
F	T.0229.01XX*	Alm.Cynus D Handle 92/28 (Without cylinder)	2
G	T.0230.01XX*	Alm.Cynus D Handle 92/28 (Without cylinder)	2
H	T.0230.01XX*	Alm.Cynus D Handle 92/28 (Without cylinder)	2
I	T.0227.01XX*	Alm.Cynus Built-in Handle Big	2
J	T.0228.01XX*	Alm.Cynus Built-in Handle Big	2
K	T.0231.01XX*	Alm.Cynus Built-in Handle Small	2



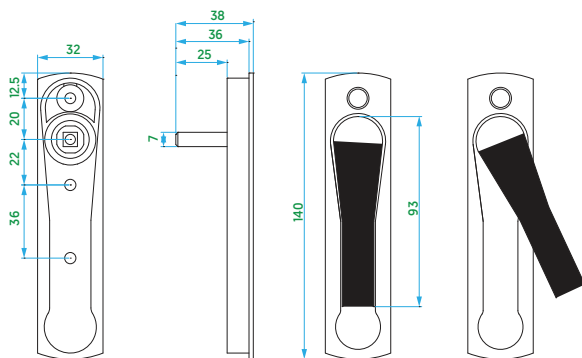
*XX	Colors
07	White RAL 9016
08	Black Brown RAL 8022
10	Silver RAL 9006
16	Black RAL 9005

Sliding Handle

	Article Code	Article	
A	T.0282.01XX*	Pop-up Sliding Handle	2
B	T.0292.01XX*	Sliding Handle (Short Neck)	2
C	T.0283.01XX*	Jumba Ibiza Locked Akustik Handle	2
D	T.0284.01XX*	Mega Milano Locked Akustik Handle	2
E	T.0285.01XX*	Jumba Milano Locked Akustik Handle	2

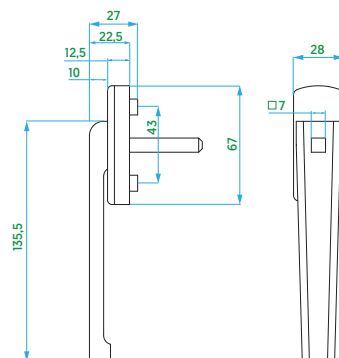
A

*XX	Colors
07	White RAL 9016
08	Black Brown RAL 8022
10	Silver RAL 9006
16	Black RAL 9005
19	Creame RAL 1013
21	Orange Brown RAL 8003



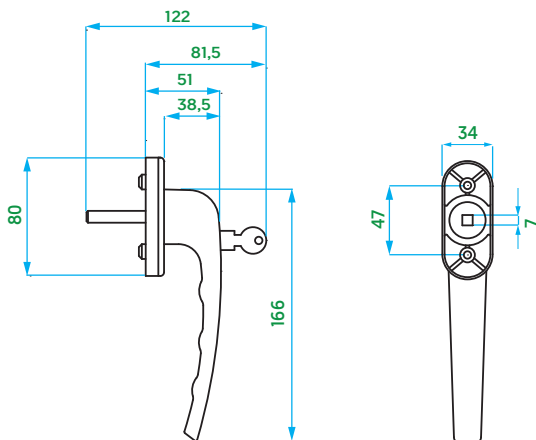
B

*YY	Colors
07	White RAL 9016
08	Black Brown RAL 8022
10	Silver RAL 9006
16	Black RAL 9005
23	Grey Brown M2 RAL 8019



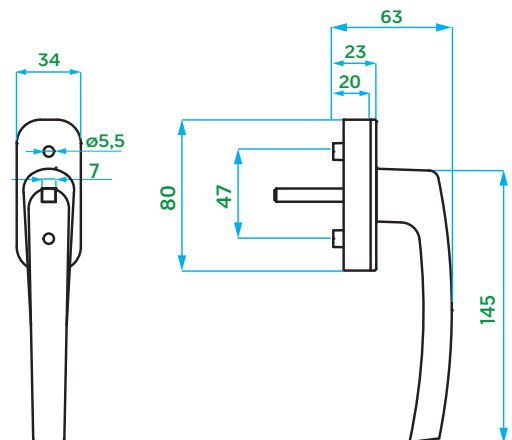
C

*XX	Colors
07	White RAL 9016
08	Black Brown RAL 8022
10	Eloxal




D

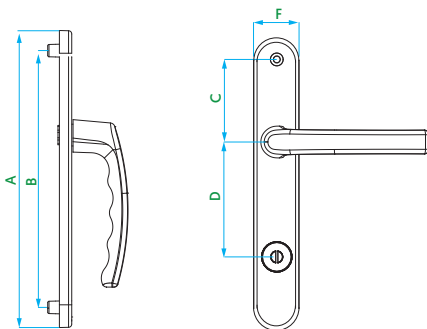
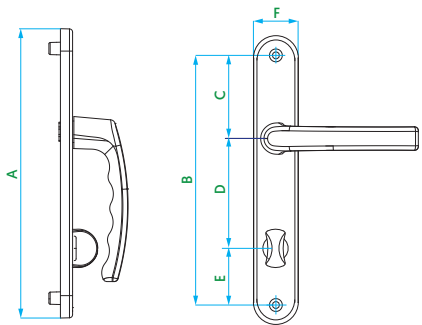
*XX	Colors
07	White RAL 9016
08	Black Brown RAL 8022
10	Eloxal



Door Handle



Article Code	A (mm)	B (mm)	C (mm)	D (mm)	E (mm)	F (mm)	Spindle Length	Lock Spindle Length	Screw Length	
T.0253.02XX	230	200	70	85	45	35	115	75	78	2
T.0252.02XX	230	200	70	90	40	35	115	75	78	2



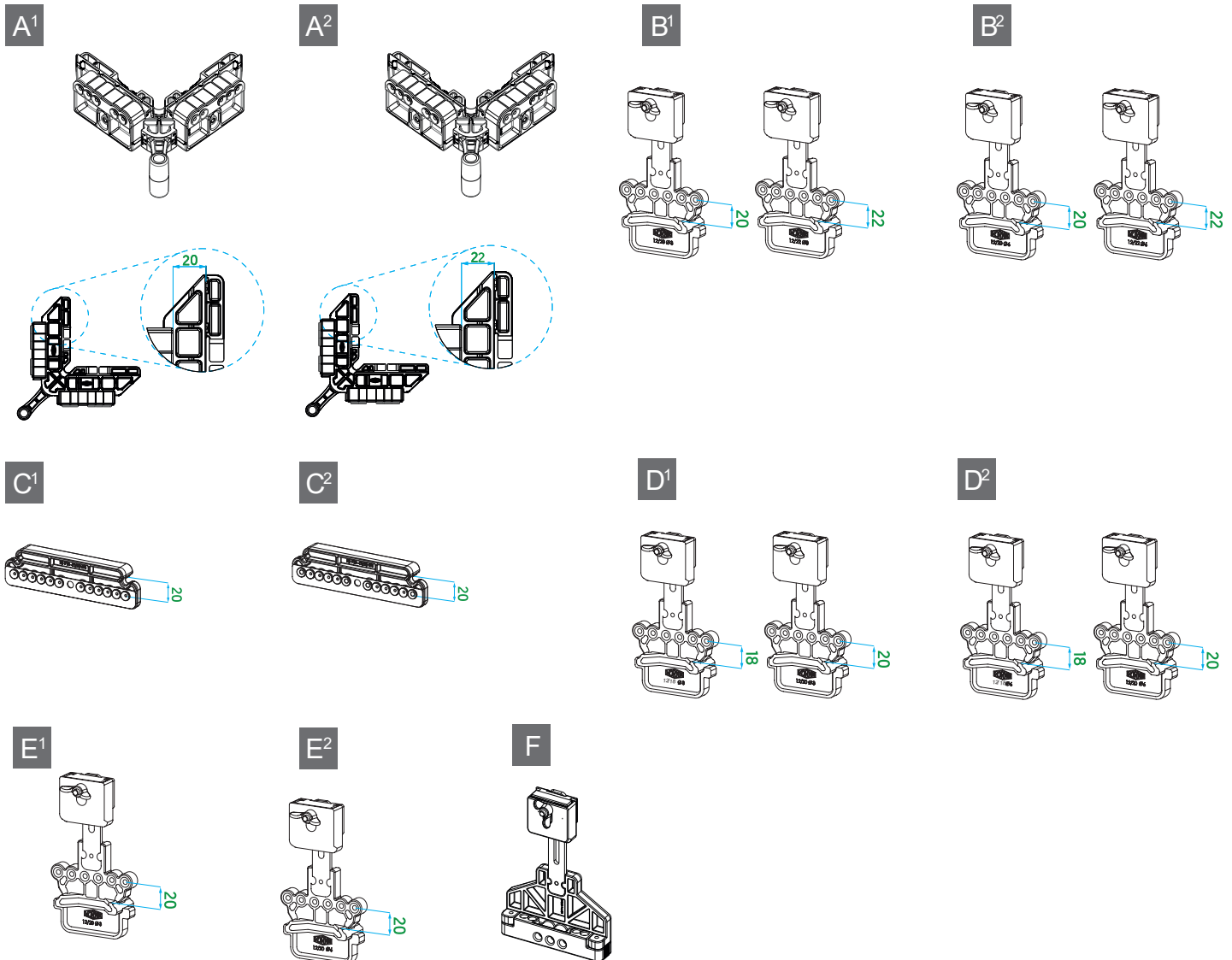
*XX	Colors
07	White RAL 9016
08	Black Brown RAL 8022
21	Orange Brown RAL 8003
22	Maun RAL 8017
23	Grey Brown M2 RAL 8019

Jigs & Tools

Assembly Jigs



	Article Code	Article
A ¹	V.5003.0114	Vorne Sash Assembly Jigs 12/20 Ø3mm
	V.5003.0214	Vorne Sash Assembly Jigs 12/20 Ø6mm
A ²	V.5003.0314	Vorne Sash Assembly Jigs 12/22 Ø3mm
	V.5003.0414	Vorne Sash Assembly Jigs 12/22 Ø6mm
B ¹	V.5004.0514	Vorne Frame Assembly Jigs 12/20-22 Ø3mm
B ²	V.5004.0614	Vorne Frame Assembly Jigs 12/20-22 Ø6mm
C ¹	V.5004.0714	Vorne Frame Assembly Jigs 12/20 Ø3mm
C ²	V.5004.0814	Vorne Frame Assembly Jigs 12/20 Ø6mm
D ¹	V.5004.0314	Vorne Frame Assembly Jigs 12/18-20 Ø3mm
D ²	V.5004.0414	Vorne Frame Assembly Jigs 12/20-22 Ø6mm
E ¹	V.5004.1114	Vorne Low Trashold Fold & Slide Bottom Hinge jig Ø3
E ²	V.5004.1214	Vorne Low Trashold Fold & Slide Bottom Hinge jig Ø6
F	V.5010.0114	90 mm Turn Only Hinge Jig

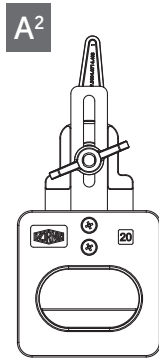
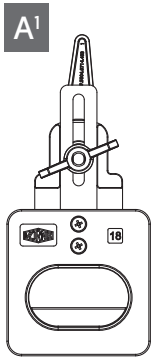
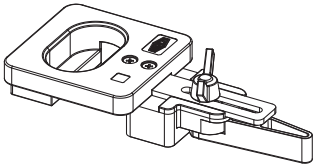




Assembly Jigs

Timber

	Article Code	Article
A ¹	V.5008.0114	Vorne Frame Assembly Jigs (Timber) 12/18
A ²	V.5008.0214	Vorne Frame Assembly Jigs (Timber) 12/20





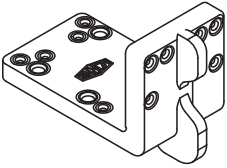
Assembly Jigs

Hidden Hinge

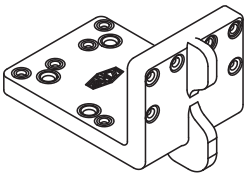


	Article Code	Article
A	V.5829.0114	GM 24 Assembly Jigs
B	V.5829.0214	GM 30 Assembly Jigs

A



B

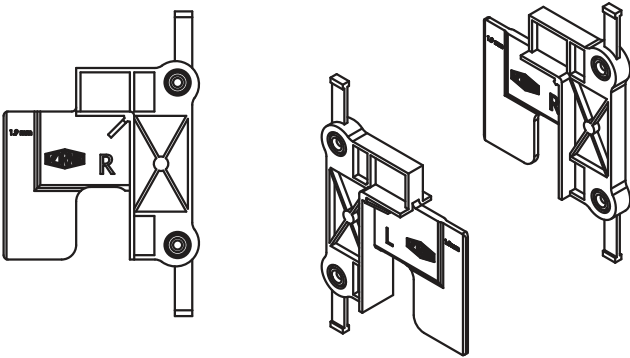




Assembly Jigs

Aluminium System (Euro Groove)

Article Code	Article
V.5720.0116	Aluminium System (Euro Groove) Jigs



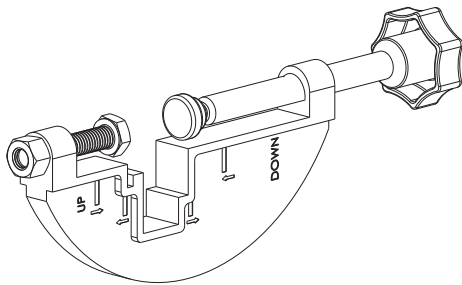
Assembly Jigs

Parallel Tilt&Slide

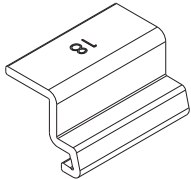


	Article Code	Article
A	V.5008.0602	Vorne Parallel Tilt&Slide Bottom Top Rail Jig 20 sash overlap
B	V.5008.0615	Vorne Parallel Tilt&Slide Bottom Rail Jig 18 sash overlap
C	V.5008.0715	Vorne Parallel Tilt&Slide Top Rail Jig 18 sash overlap
D	V.5008.0815	Vorne Parallel Tilt&Slide Bottom Rail Jig 20 sash overlap
E	V.5008.0915	Vorne Parallel Tilt&Slide Top Rail Jig 20 sash overlap

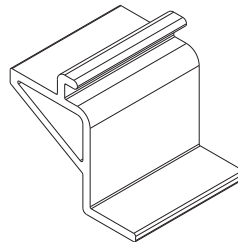
A



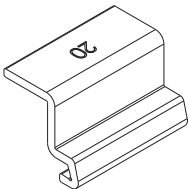
B



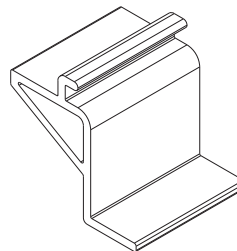
C



D



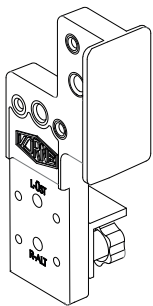
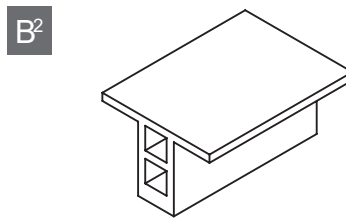
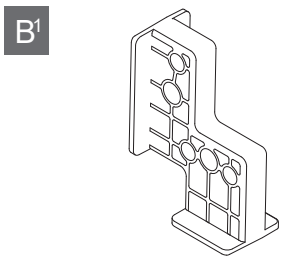
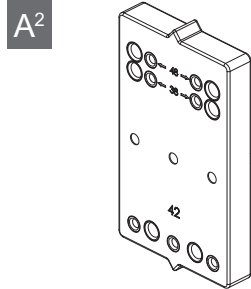
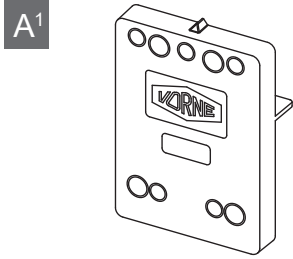
E



Assembly Jigs

Fold & Slide

	Article Code	Article
	V.5005.0114	VORNE Fold & Slide Hinge Jig (18-38)
A ¹	V.5005.0414	VORNE Fold & Slide Hinge Jig (28-38)
	V.5005.0214	VORNE Fold & Slide Hinge Jig (28-48)
A ²	V.5005.0400	VORNE Fold & Slide Hinge Jig (42/38-48)
	V.5005.0700	VORNE Fold & Slide Hinge Jig (18/28-44)
	V.5005.0800	VORNE Fold & Slide Hinge Jig (18/38-42)
B ¹	V.5005.0014	VORNE Fold & Slide Bogie Jig
	V.5005.0500	VORNE Low Trashold Fold & Slide Bogie Jig
B ²	V.5005.0300	VORNE Fold & Slide Rail Jig 20 sash overlap
	V.5005.0600	VORNE Fold & Slide Rail Jig 18 sash overlap



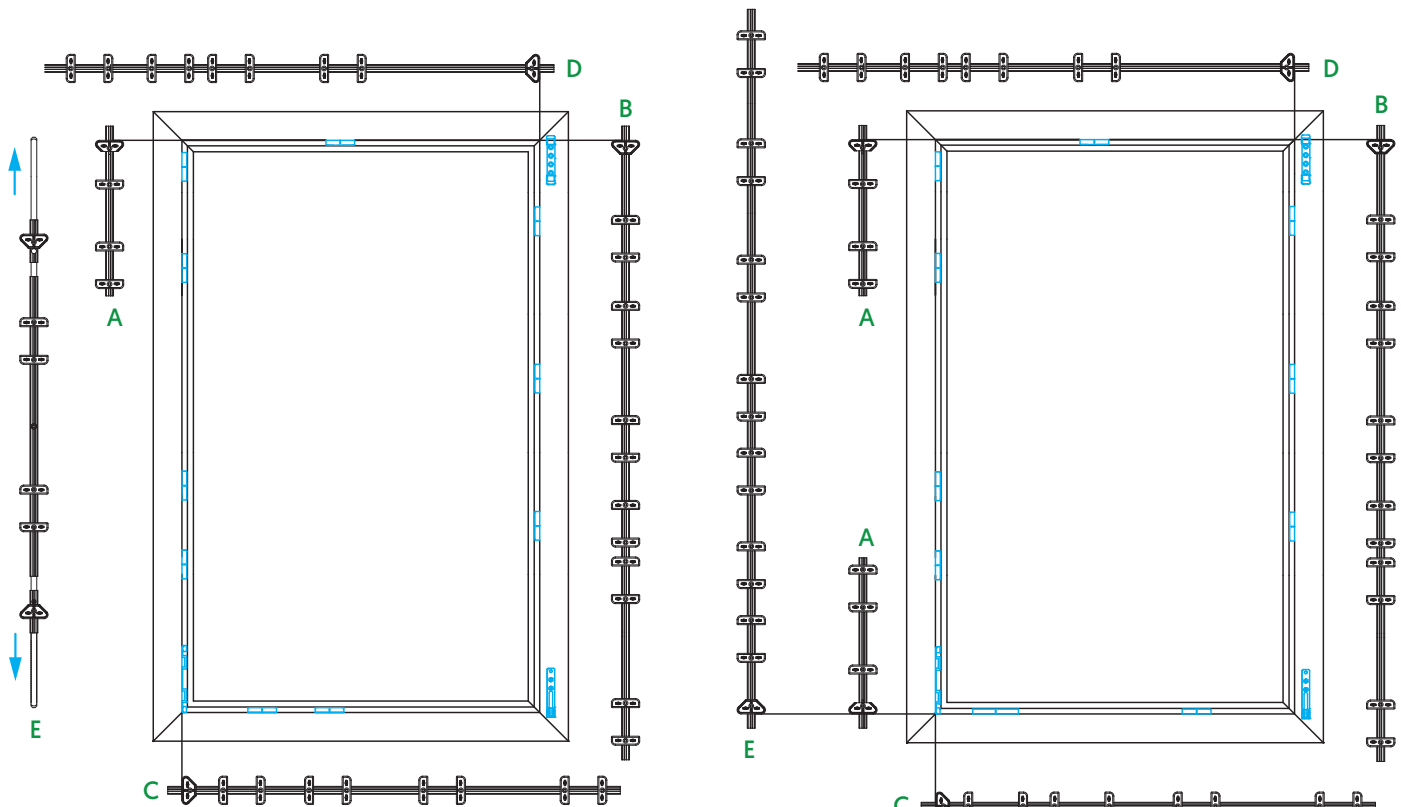
Striker Jigs



	Article Code	Article
A	V.5001.0103	Corner Slider
	V.5002.0103	YDK and GHK Striker Jigs
B	V.5401.0103	Center Locking (Vertical) 800-2200
	V.5404.0103	Center Locking Security (Vertical) 1900-2400
C	V.5402.0103	Center Locking (Horizontal) 800-1700
	V.5403.0103	Center Locking Security (Horizontal) 800-1700
D	V.5301.0103	T&T Stay 600-1600
E	V.5101.0103	Variable Gear 700-1400
	V.5102.0103	Variable Gear 1200-2200
	V.5106.0103	KYO Gear Striker Jigs (2400)
	V.5201.0103	Constant Gear 480-2350
	V.5103.0103	KYO Gear Turn Only Bottom/Top Locking Striker Jigs (700-1400)
	V.5104.0103	KYO Gear Turn Only Bottom/Top Locking Striker Jigs (1200-2200)
	V.5009.0100	Center Rotation Jigs
	V.5009.0203	Center Rotation Jigs (1000-2200)
	V.5501.0103	Cutable KSP-35 Striker Jigs (1950-2200)
	V.5502.0103	Cutable KSP-25 Striker Jigs (1950-2200)
	V.5011.0102	Sliding Gear Striker Jigs Ø4,5

Variable

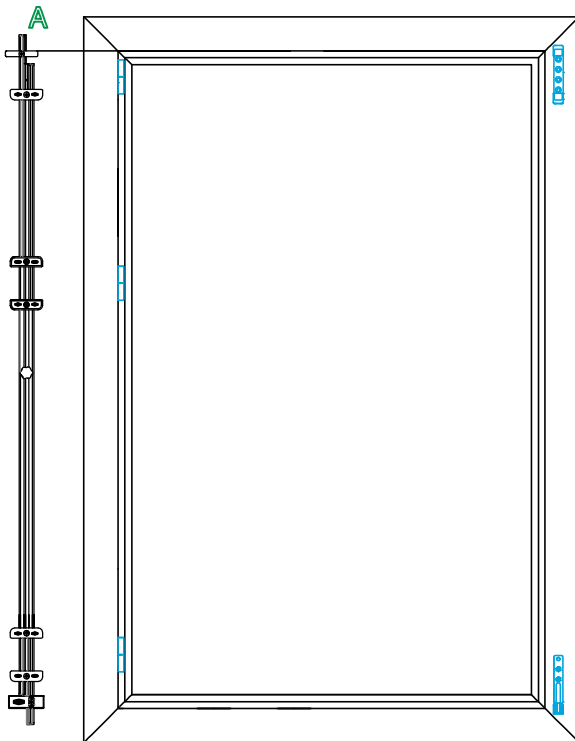
Constant





Turn Only System Striker Jigs

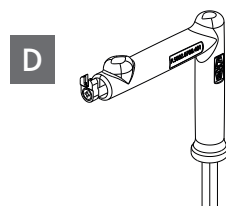


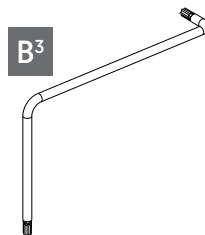
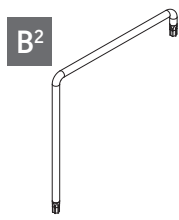
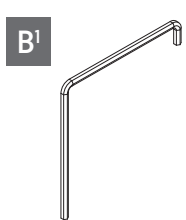
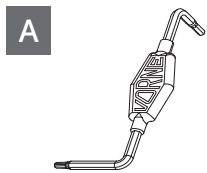
Article Code	Article	Gear code
V.5110.0103	Turn Only Gear Jig	V.0102.0102
V.5110.0203	Turn Only Gear Jig	V.0102.0202
V.5110.0303	Turn Only Gear Jig	V.0102.0302
V.5110.0403	Turn Only Gear Jig	V.0102.0402
V.5110.0503	Turn Only Gear Jig	V.0102.0502
V.5110.0603	Turn Only Gear Jig	V.0102.0602
V.5110.0703	Turn Only Gear Jig	V.0102.0702
V.5110.0903	Turn Only Gear Jig	V.0102.0902
V.5110.1103	Turn Only Gear Jig	V.0102.1102
V.5110.1203	Turn Only Gear Jig	V.0102.1202
V.5110.1303	Turn Only Gear Jig	V.0102.1302



Assembly Assistive Tools




	Article Code	Article
A	V.5002.0514	Vorne Allen Key (4mm- T25 Torqs)
B ¹	V.5002.0902	Allen Key
B ²	V.5002.1002	Allen Key (T25 Torqs)
B ³	V.5002.1102	Allen Key (T20)
C ¹	V.5002.0800	Vorne Pneumatic Gear Cropping Tool
C ²	V.5002.0300	Cropping Stay
D	V.5002.0700	Pin Remover



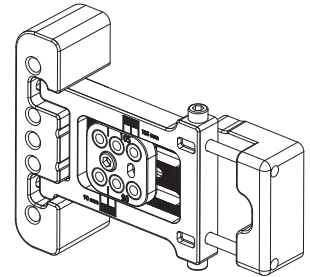
3D Hinge Jigs

	Article Code	Article
A	V.5006.0103	Vorne 130 kg Adjustable Door Hinge Jig (2200)
B	V.5006.0114	Vorne 130 kg Adjustable Door Hinge Jig
C	V.5006.0214	Vorne 120 kg & 160 kg Adjustable Door Hinge Jig

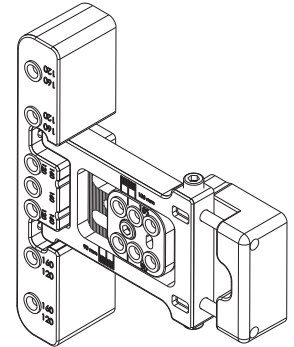
A



B



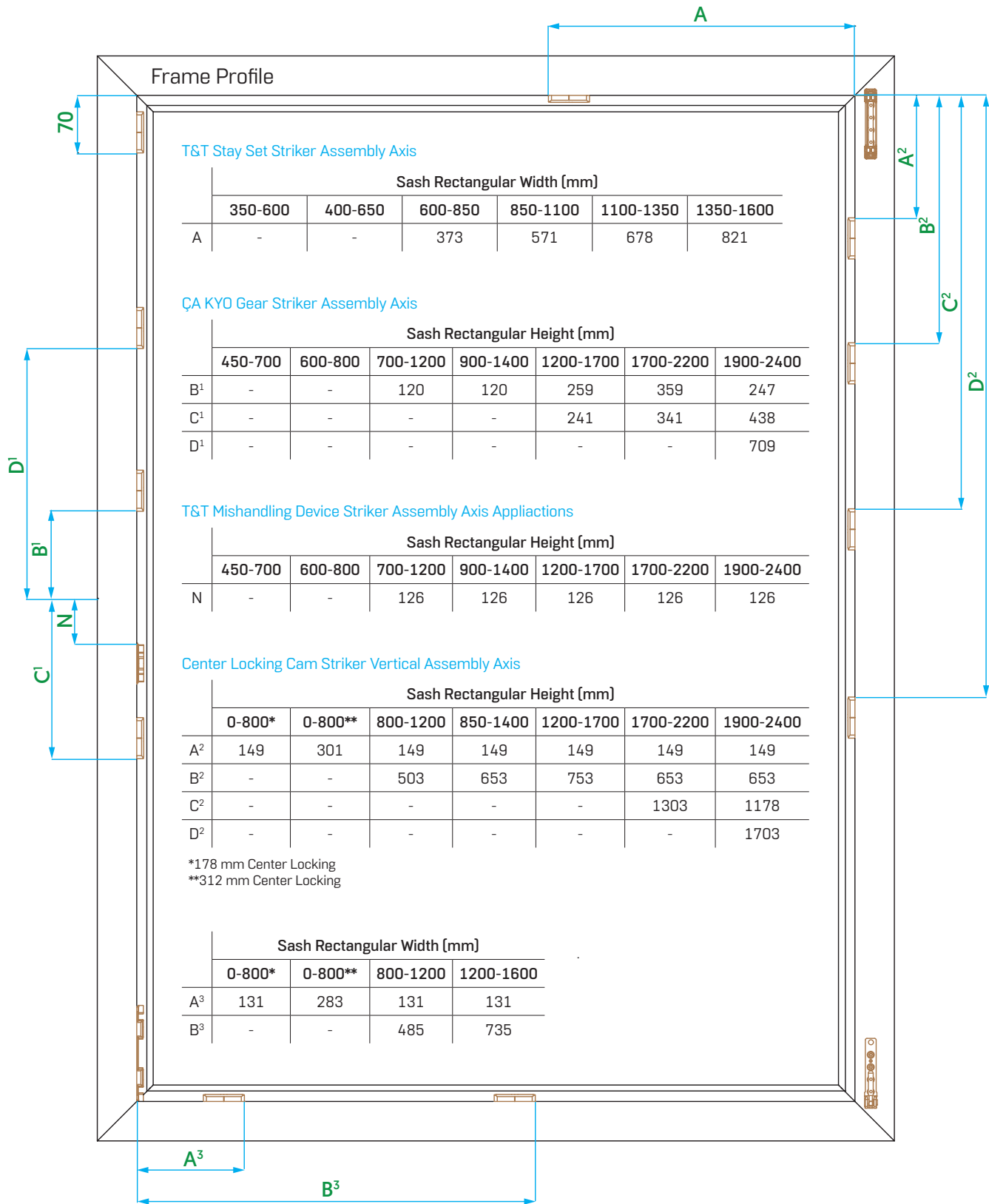
C



General Information

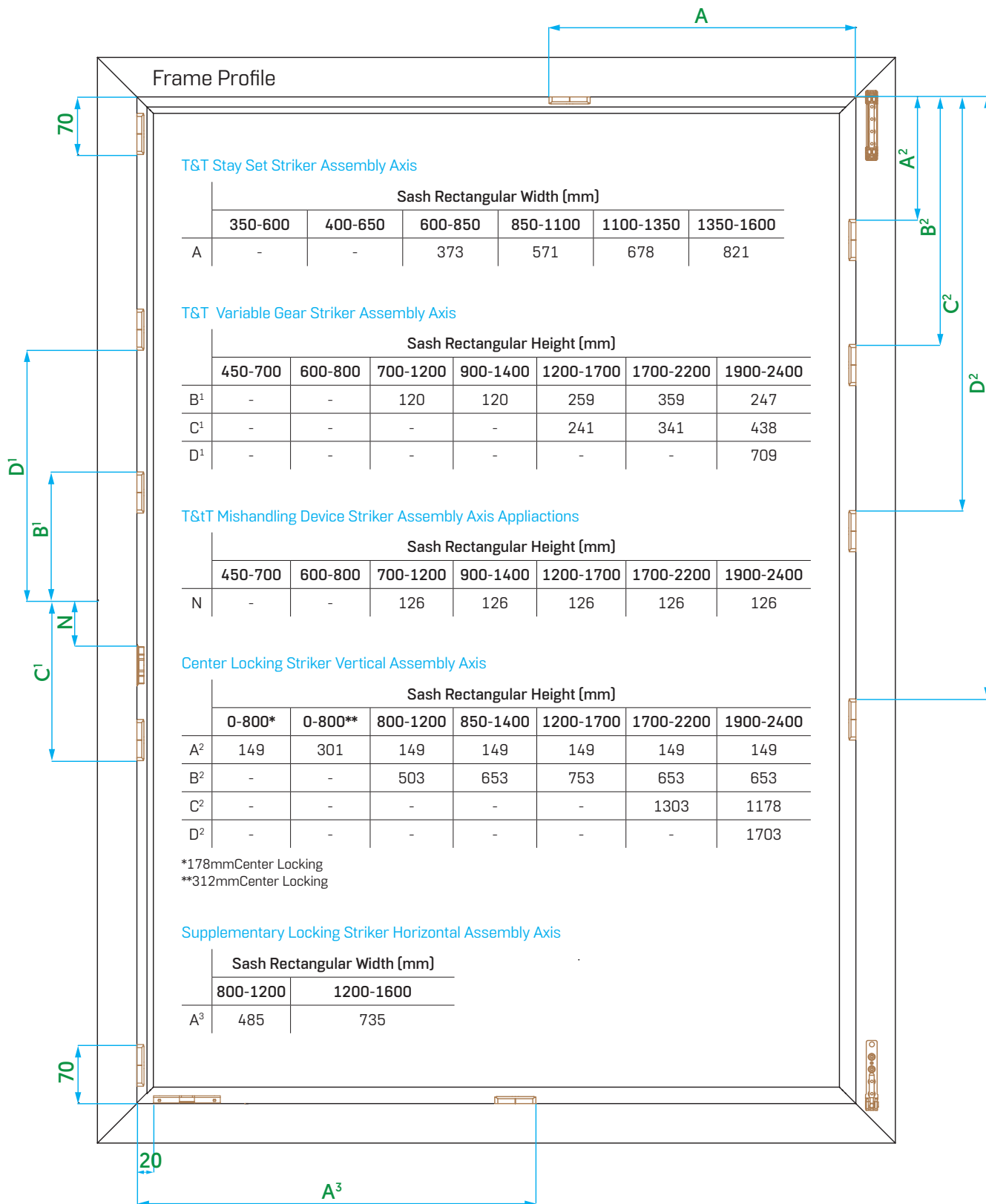
Striker Assembly Applications

Variable Vertical Striker Applications



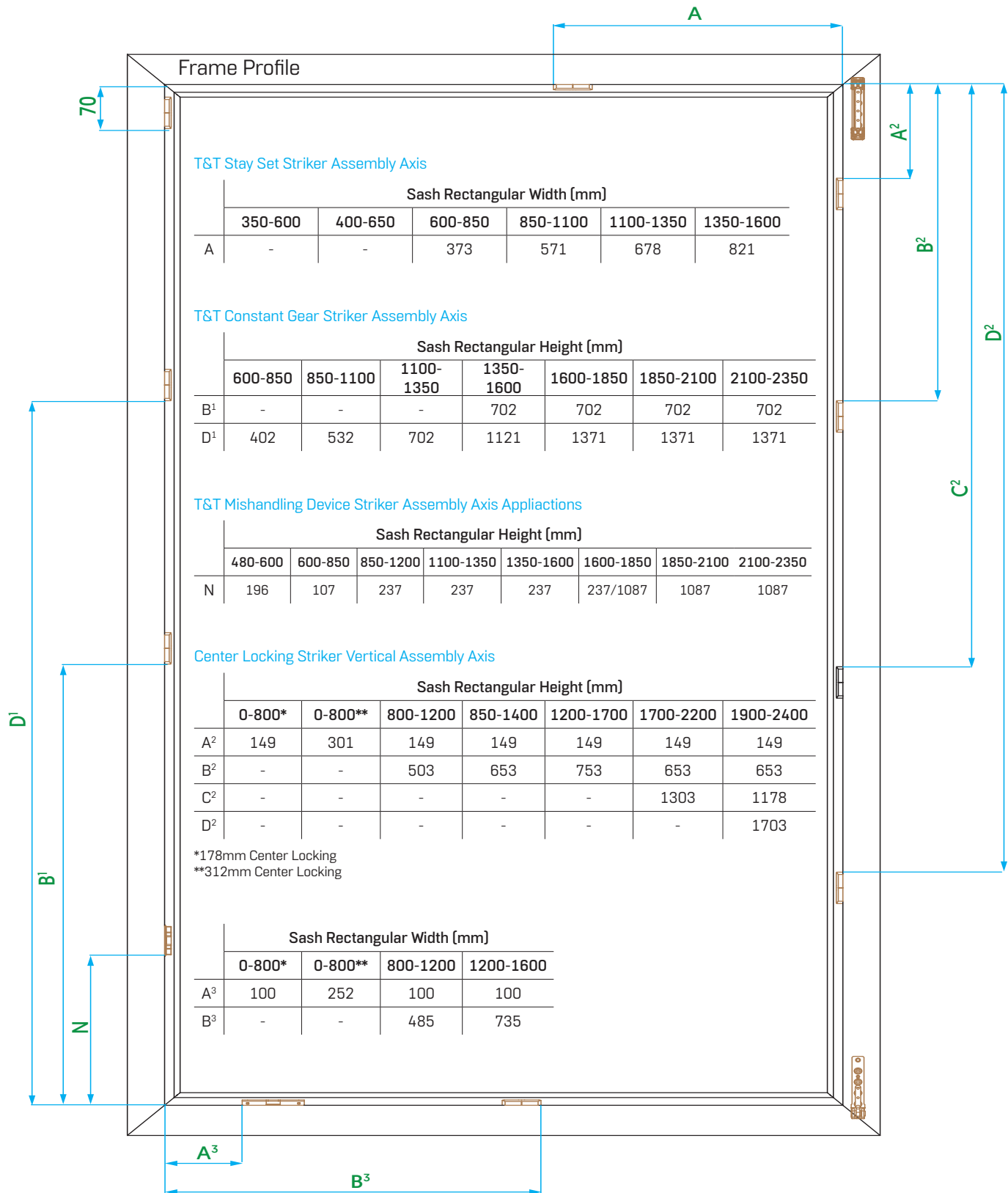
Striker Assembly Applications

Variable Horizontal Striker Applications



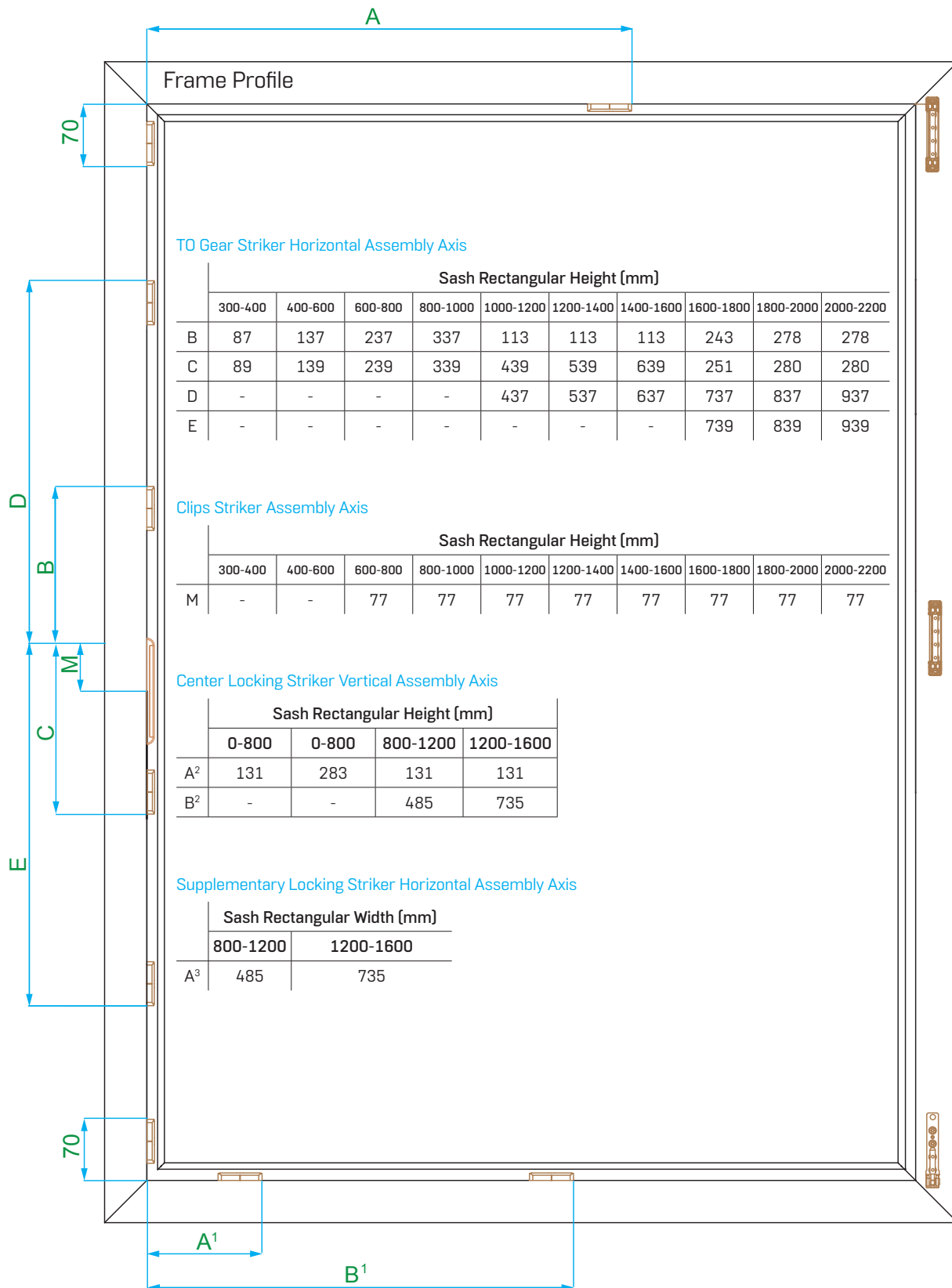
Striker Assembly Applications

Constant Horizontal Striker Applications



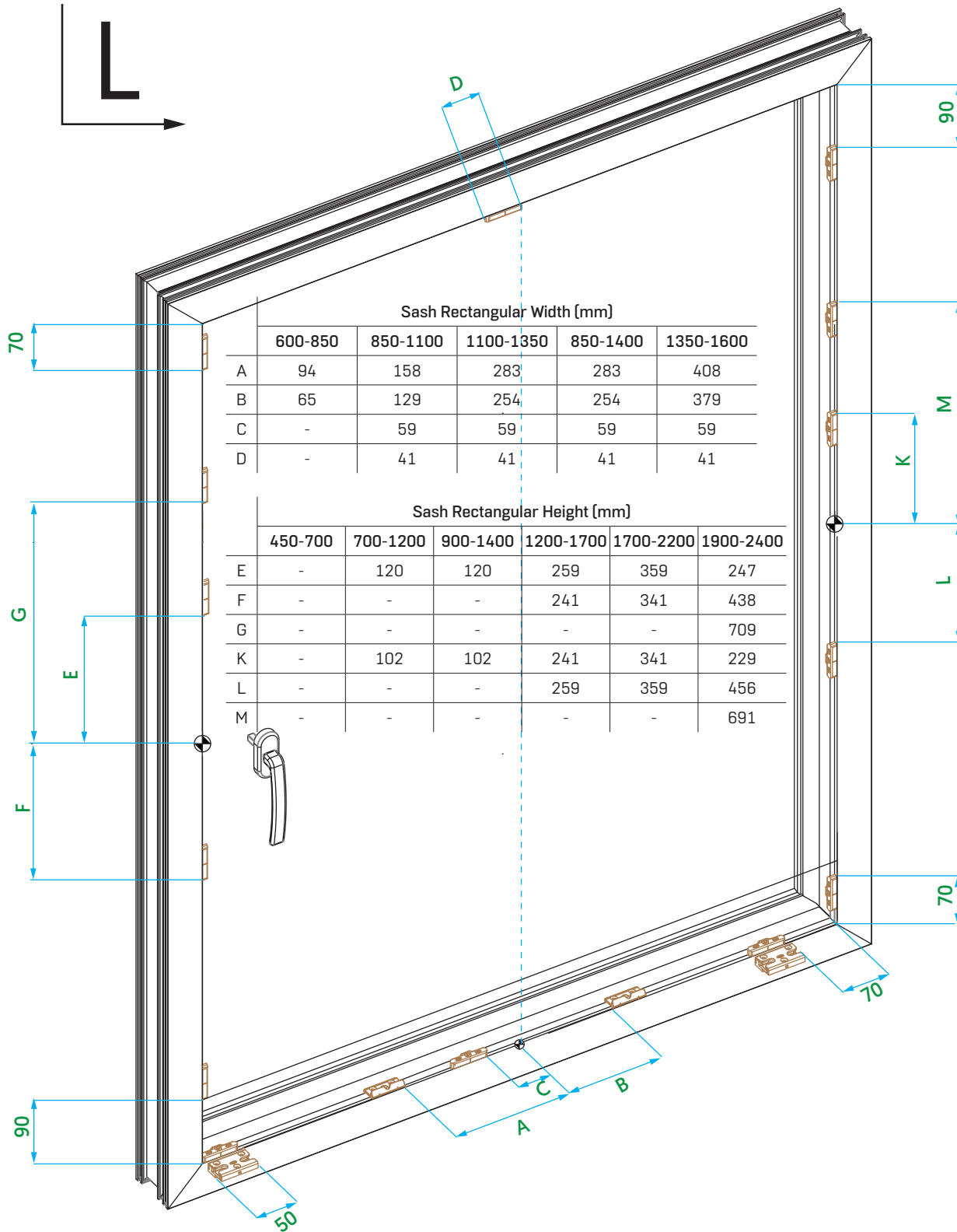
Striker Assembly Applications

Turn Only Applications



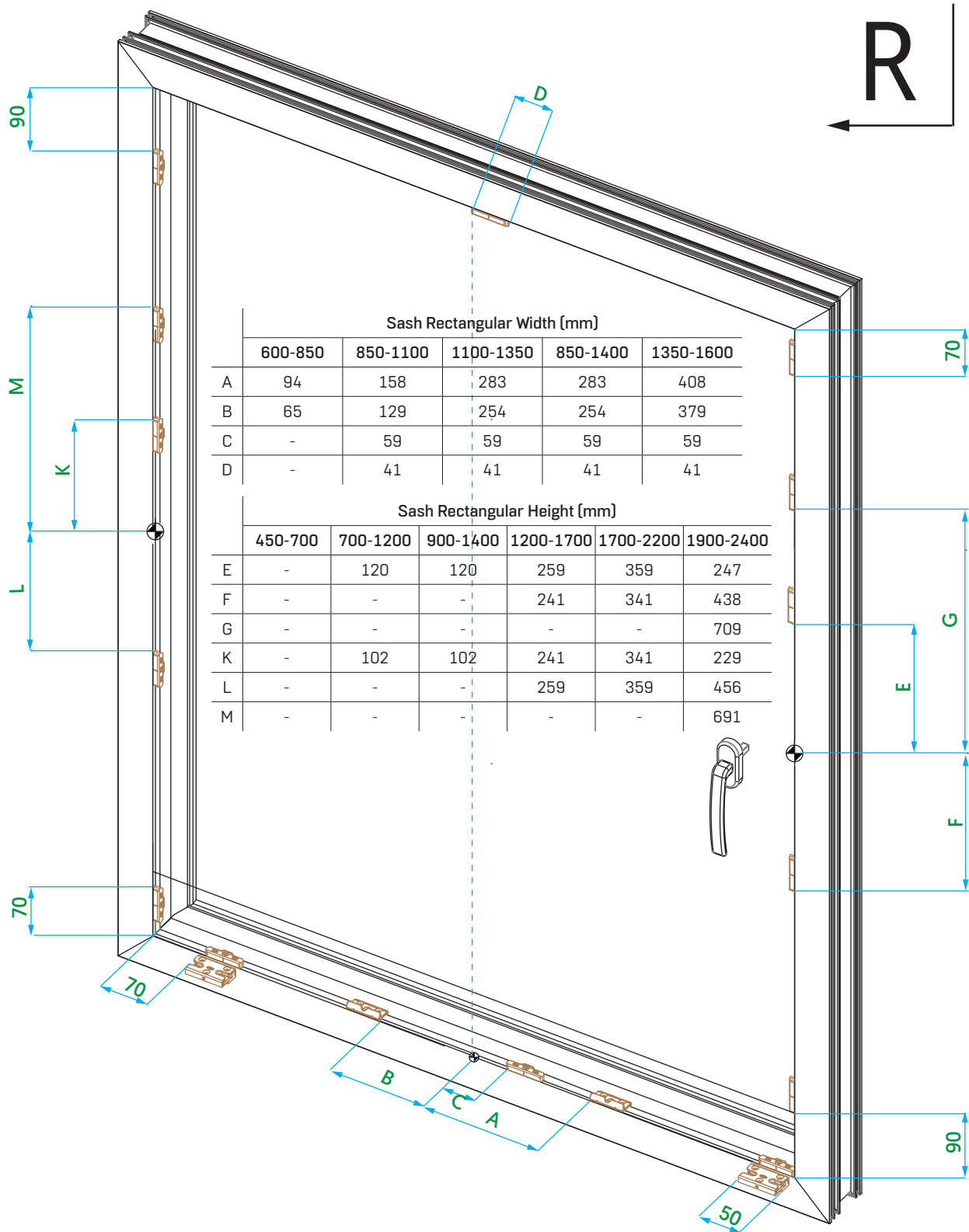
Striker Assembly Applications

Parallel Sliding Striker Applications / Left



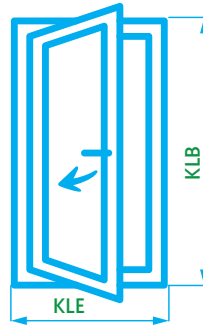
Striker Assembly Applications

Parallel Sliding Striker Applications / Right

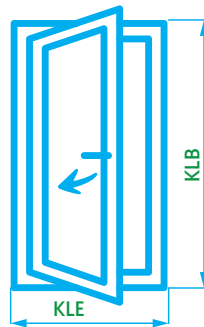
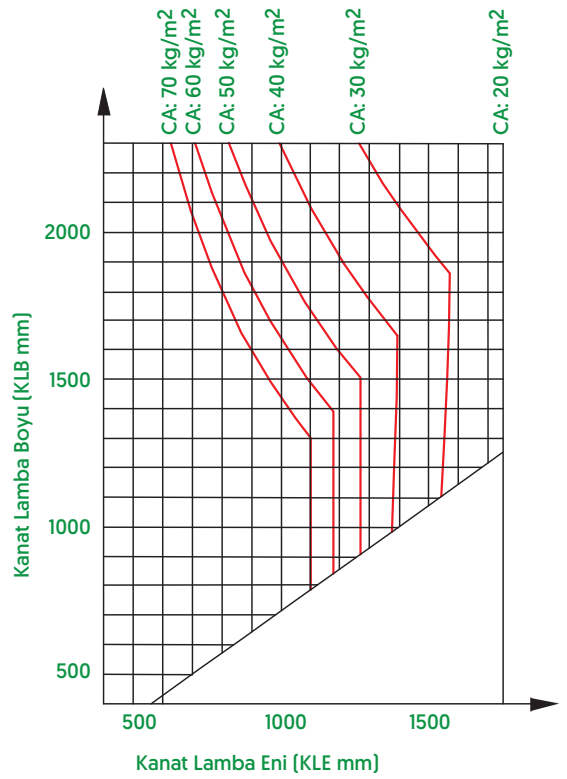


Diagram

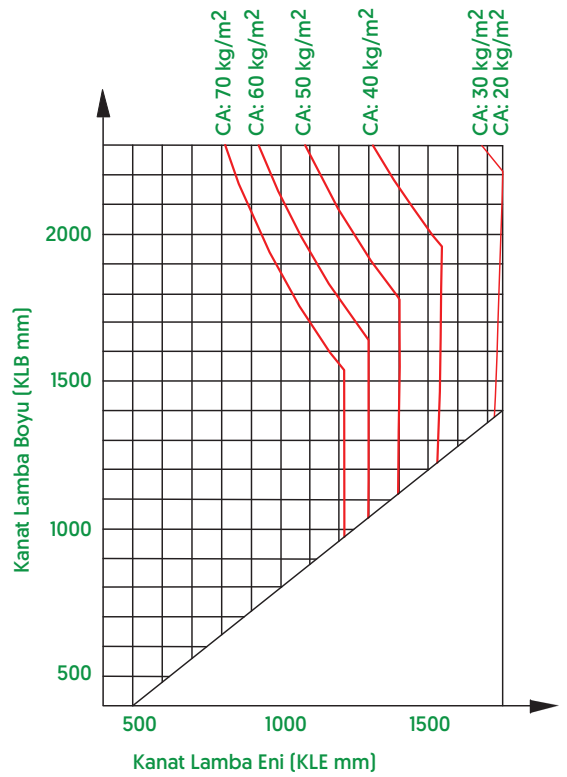
Turn Only System



maks. Sash Weight 100 kg
 1mm/m² Glass Thickness = 2,5 kg
 GW = Glass Weigh

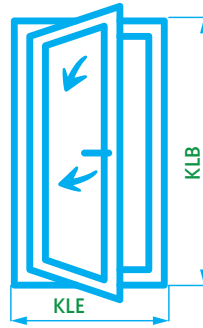


maks. Sash Weight 130 kg
 1mm/m² Glass Thickness = 2,5 kg
 GW = Glass Weigh

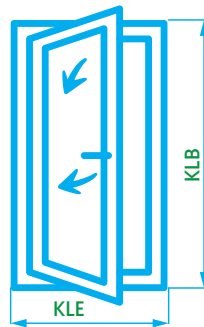
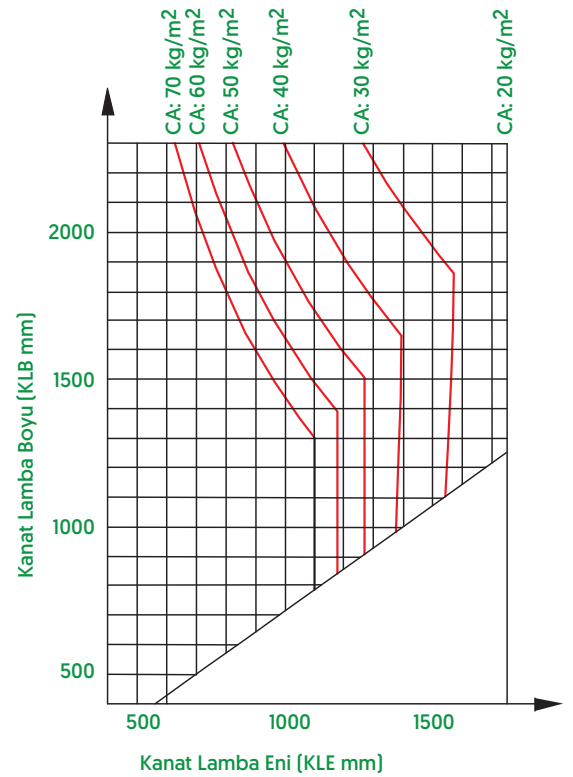


Diagram

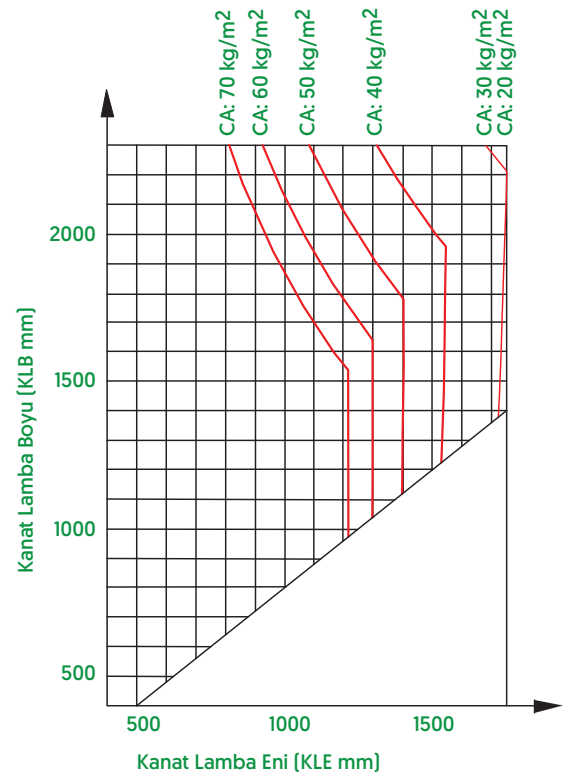
Tilt & Turn System



maks. Sash Weight 100 kg
 1mm/m² Glass Thickness = 2,5 kg
 GW = Glass Weigh

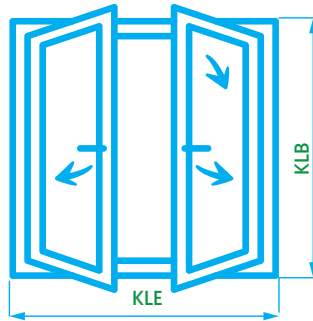


maks. Sash Weight 130 kg
 1mm/m² Glass Thickness = 2,5 kg
 GW = Glass Weigh

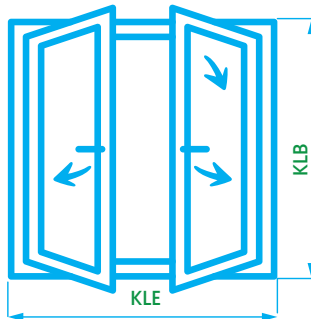
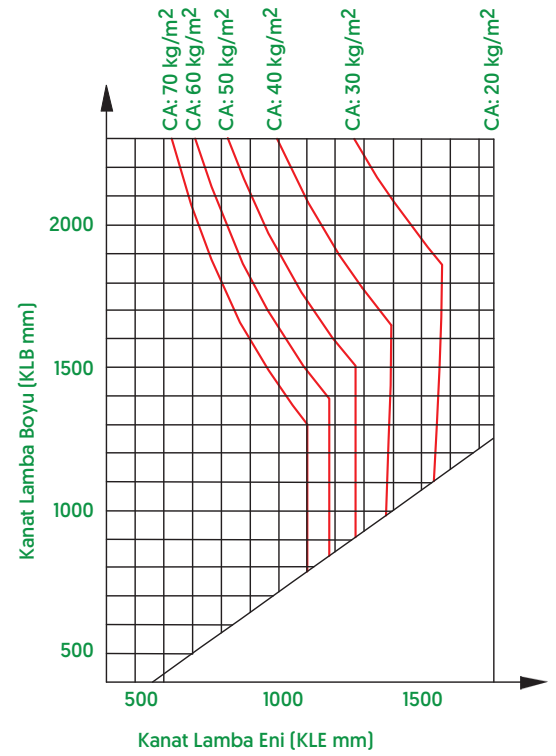


Diagram

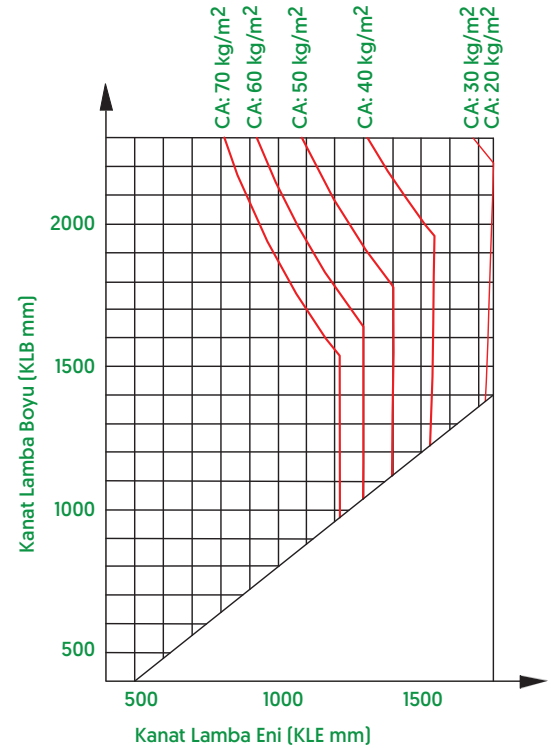
Double Sash System



maks. Sash Weight 100 kg
 1mm/m² Glass Thickness = 2,5 kg
 GW = Glass Weigh



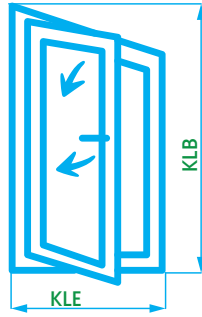
maks. Sash Weight 130 kg
 1mm/m² Glass Thickness = 2,5 kg
 GW = Glass Weigh



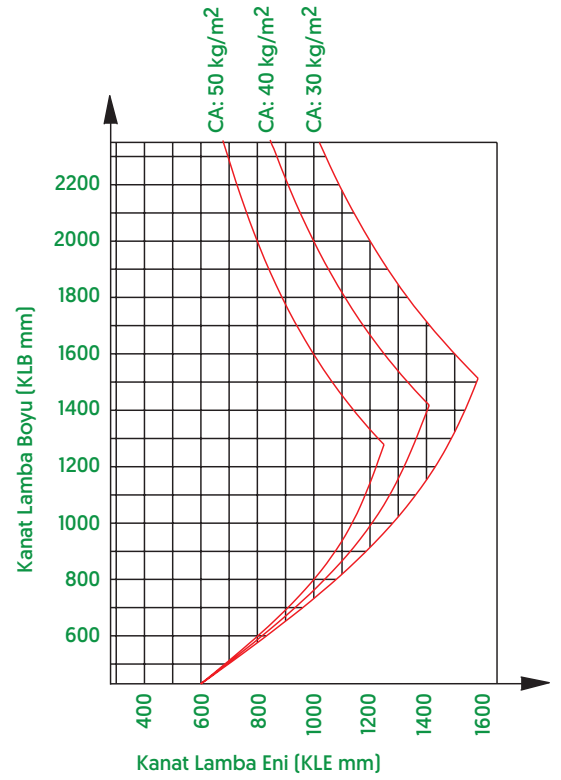


Diagram

Angular Window

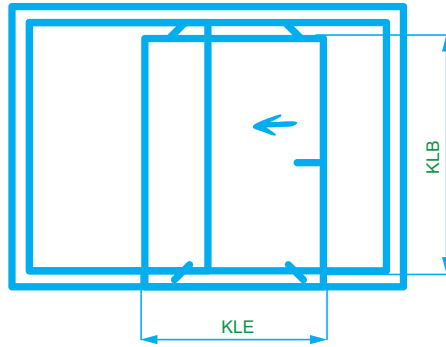


maks. Sash Weight 80 kg
1mm/m² Glass Thickness = 2,5 kg
GW = Glass Weigh

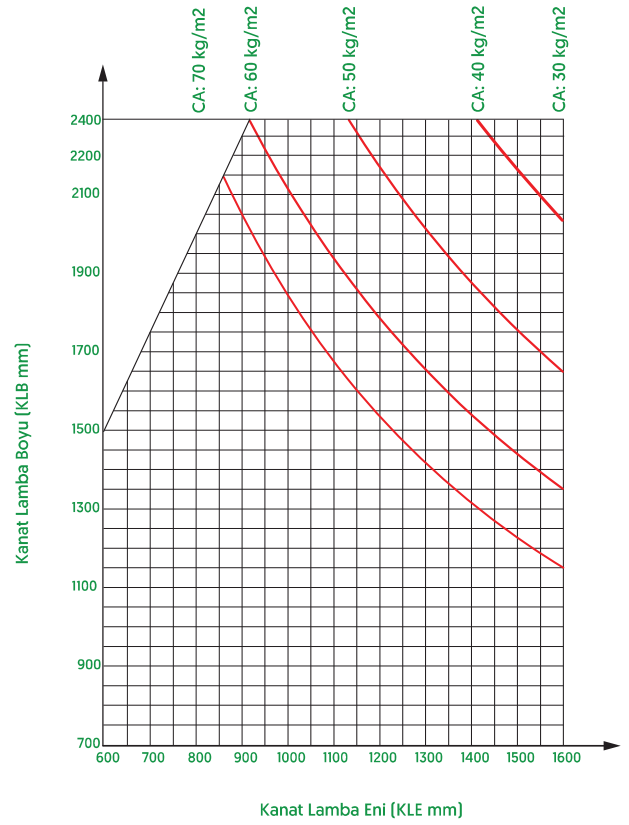


Diagram

Parallel Tilt&Slide System

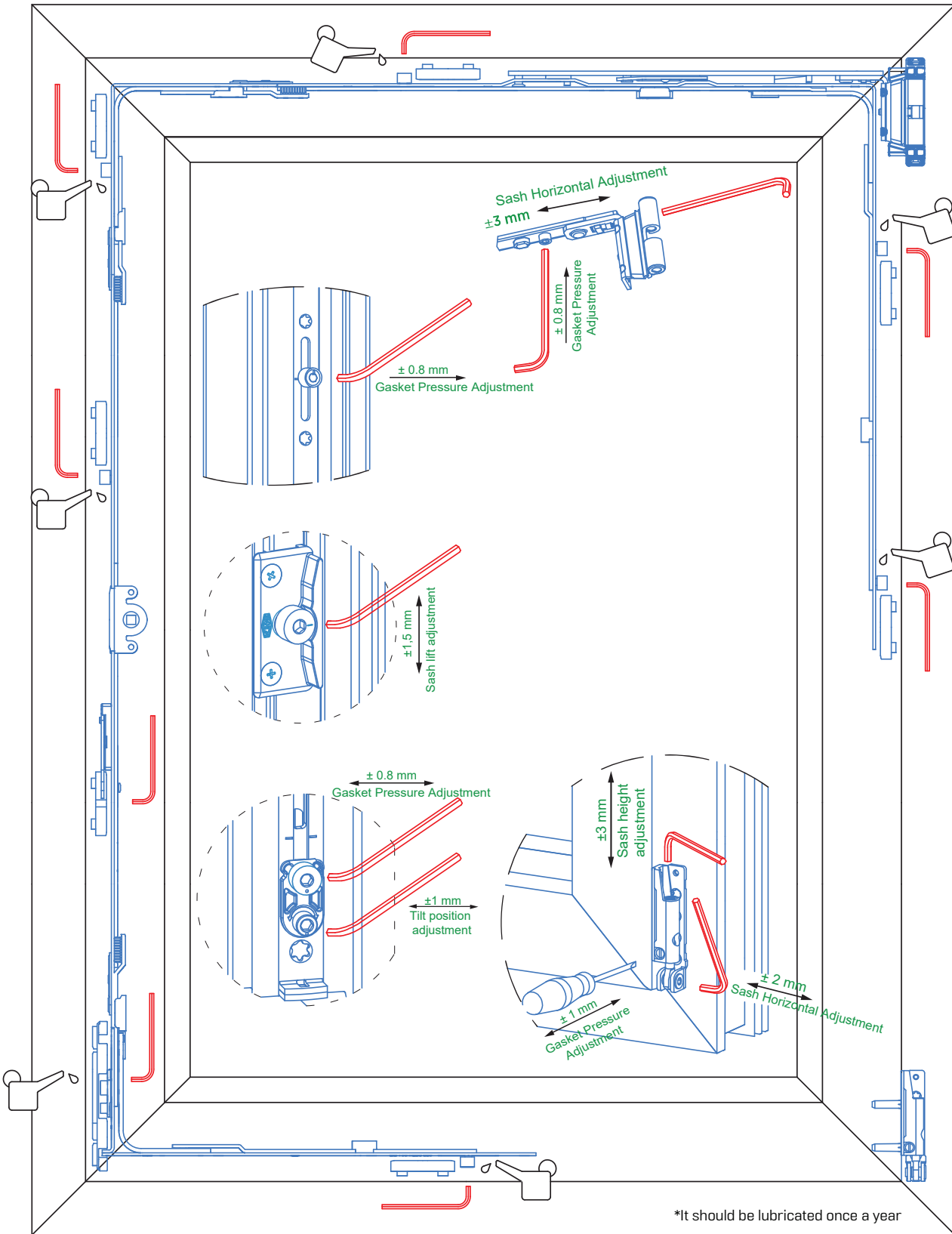


maks. Sash Weight 130 kg
 1mm/m² Glass Thickness = 2,5 kg
 GW = Glass Weigh
 $KLE / KLB = 1,66$



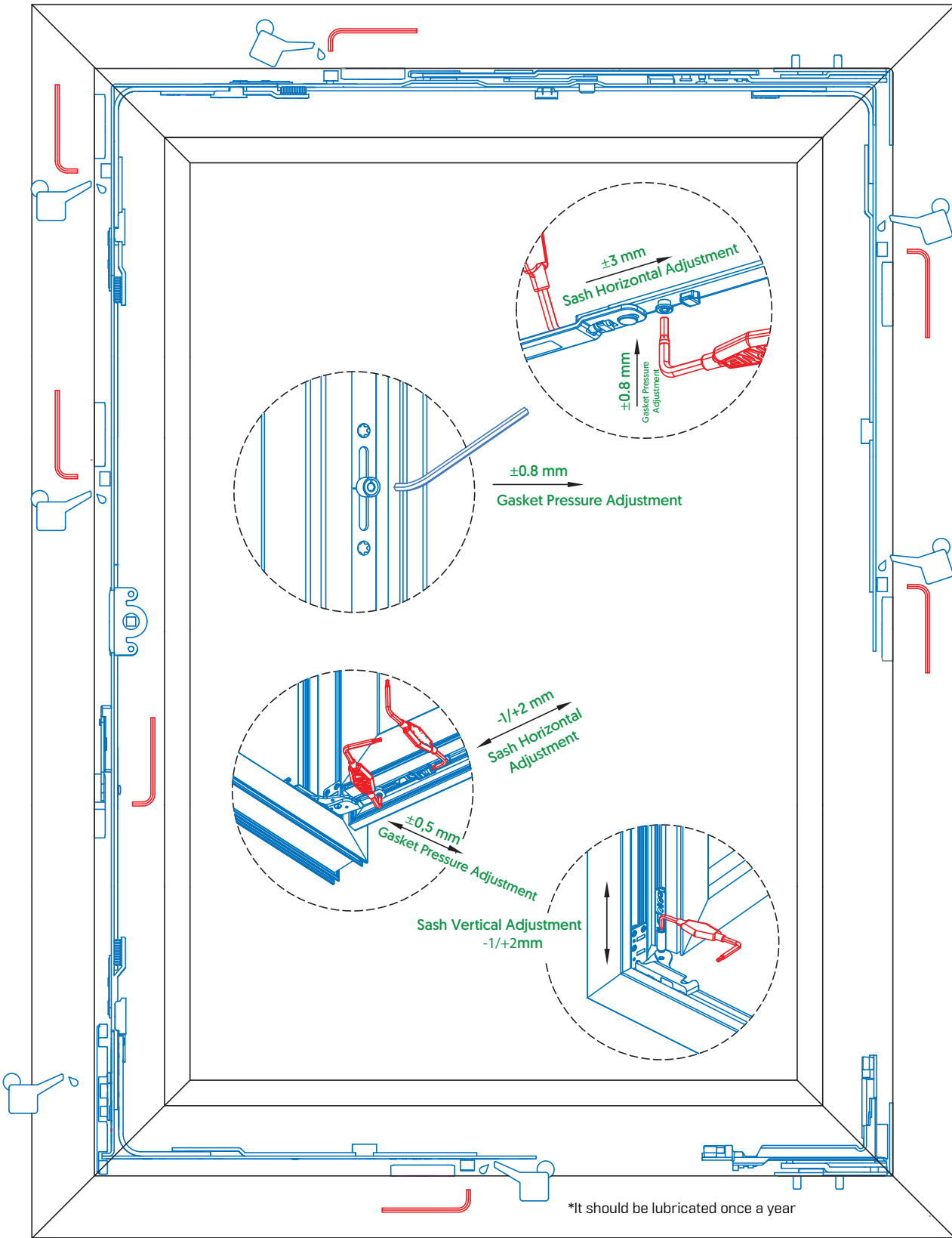
Maintenance & Settings

Tilt & Turn System



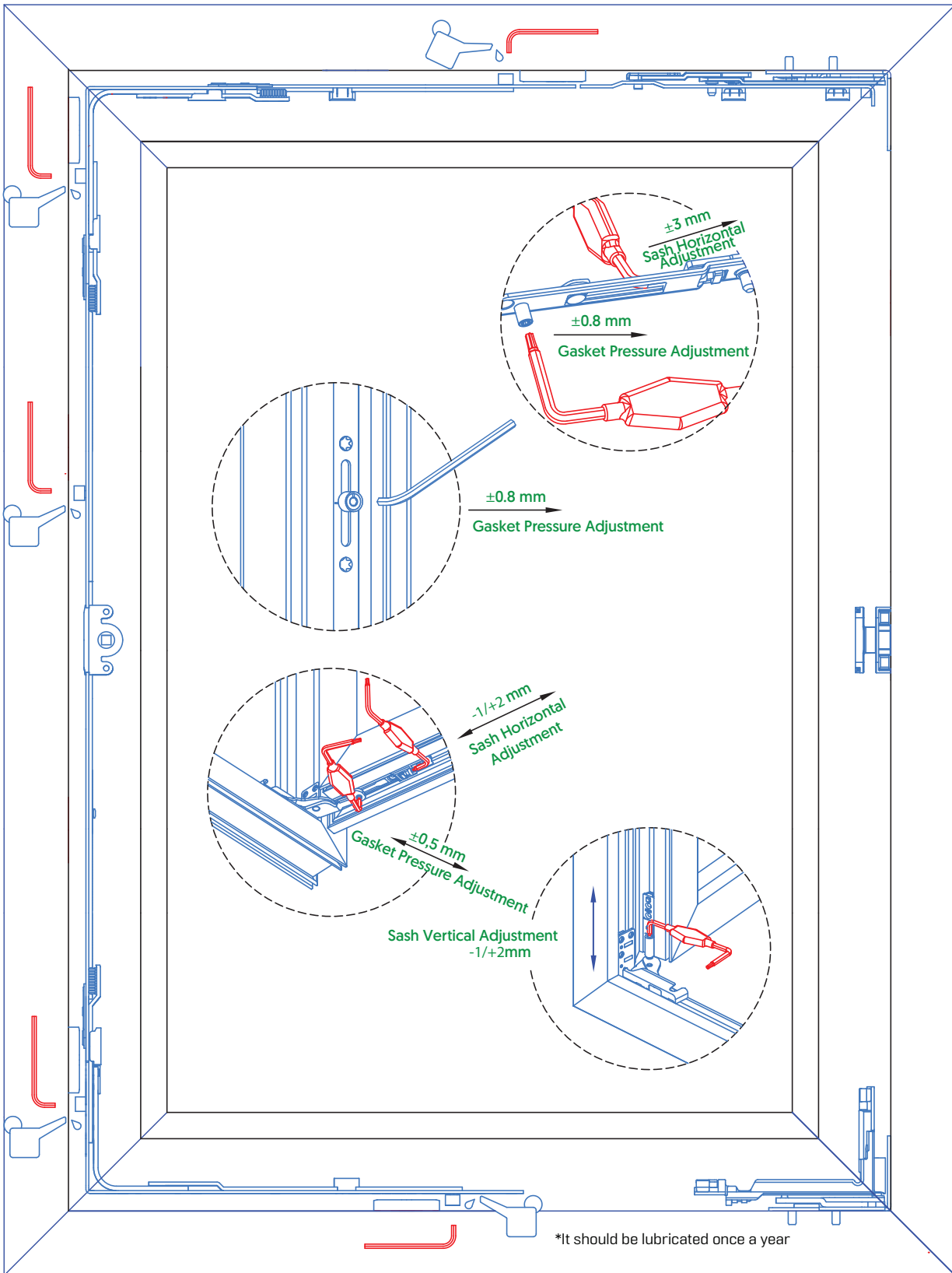
Maintenance & Settings

Hidden Hinge Tilt & Turn System



Maintenance & Settings

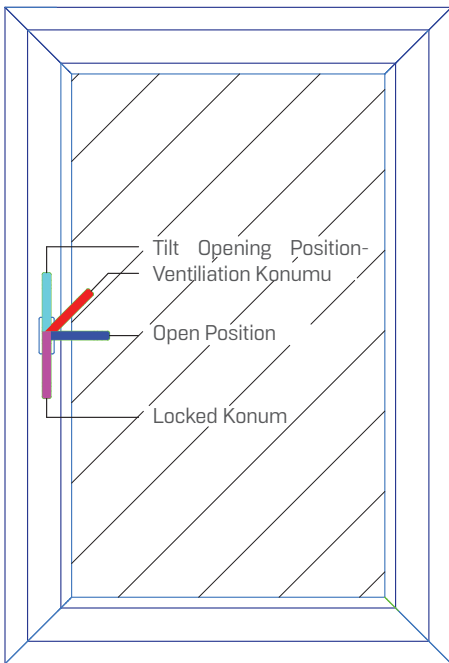
Hidden Hinge Turn Only System





Assembly Applications

Handle Movement



Handle Movement

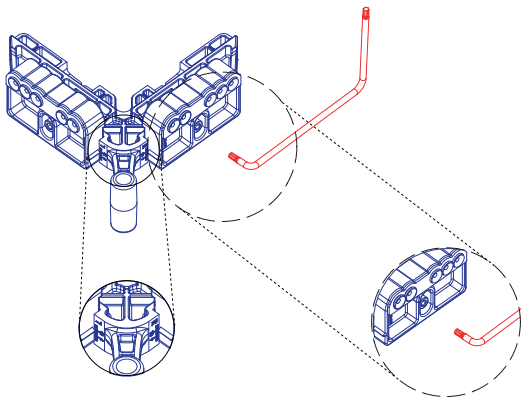
There are elements in the Vorne Tilt & Turn System that prevent incorrect use of the handle in the open and tilted position. The handle whose movement is hindered should not be forced.

In order to provide the ventilation position, it is necessary to use an eight-stage handle, Ventilation Striker and the appropriate Corner Slider.

Assembly Applications



Jig Instruction



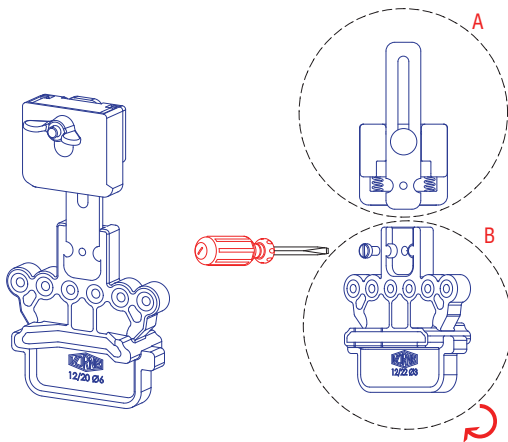
Sash Bottom Hinge Jig
12/20-22 Ø3 ya da 12/18-20-22 Ø6

Sash Bottom Hinge Jig comes as adjusted to 13mm. If the Profile axis is 9mm, please adjust and change the position (see picture). Please use a 4mm size allen key.

Beside 9 and 13mm adjustemnt It has also +/- 2mm setting possibility.

The Jig which is used for Sashs Bottom Hinge Assembly has two option as 12/20-22 Ø3 or 12/18-20-22 Ø6

In addition to this Sash Jigs is ready to use in 18,20 and 22 Sash Overlap Profiles without needing an adjustemnt.

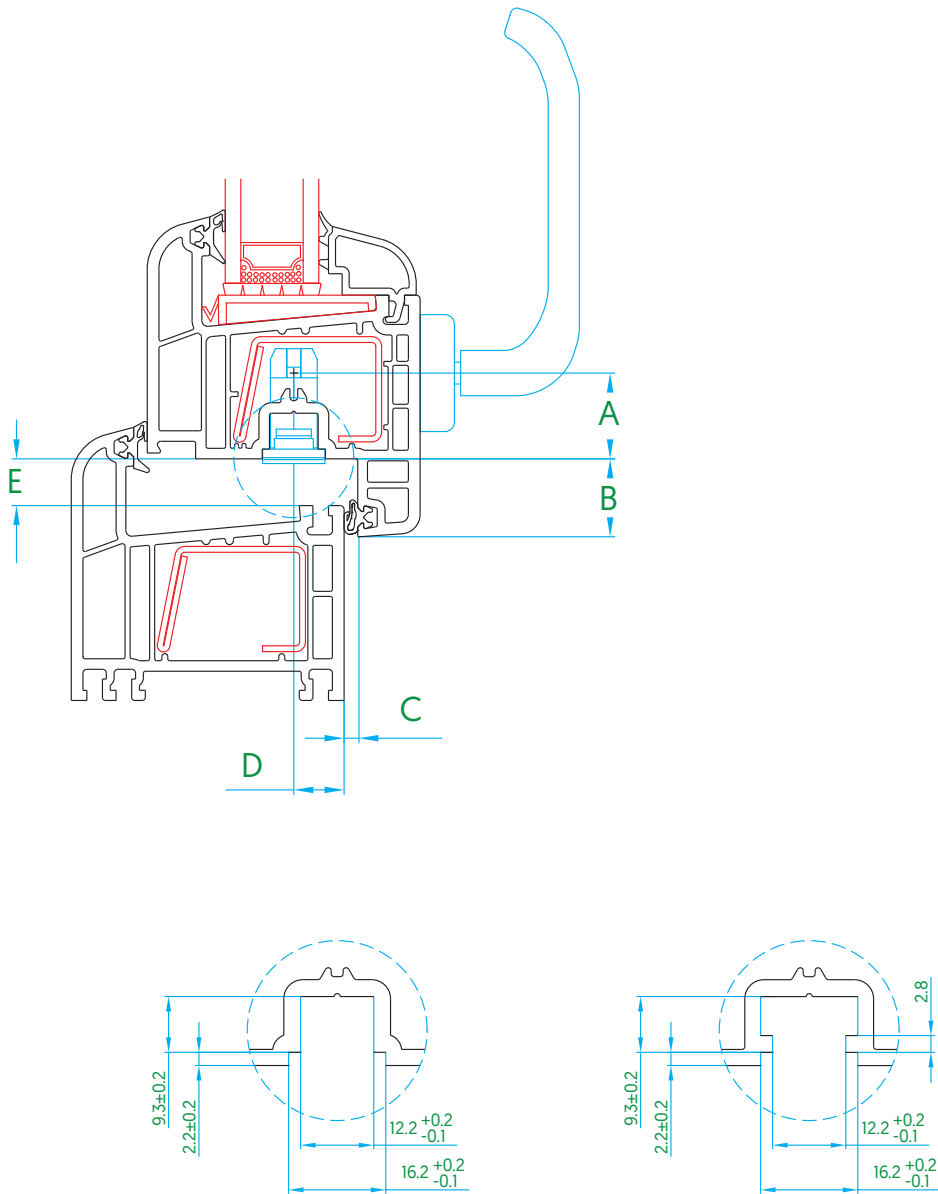


Frame Hinge Jig
12/20-22 Ø3 ya da 12/18-20-22 Ø6

To set the frame application jig from 20mm overlap to 22mm; remove the M5 screw, after than turn the main part 'B' 180° , finally fix the M5 screw. By doing this you will get the frame application jig for 22mm overlap.

Assembly Applications

PVC Profile Section Information



The gasket pressure height must have the tolerance between 3 - 3,5 mm like in the drawing. When the height is higher than 3,5 mm, the working of the system will be more difficult.
 Different Profile brands have different axis (Euro Groove). The chosen hinge must be compatible with the Profile axis (9 or 13 mm). In the contrary case could be seen technical problems.
 The rebate clearance between sash and frame should be 12 mm. When the rebate clearance is less 12 mm, so could be seen technical problems

A	Backset	7.5 - 15.5 mm
B	Sash Overlap	18 - 20 - 22 mm
C	Gasket Thickness	3 - 3.5 mm
D	Axis	9 - 13 mm
E	Rebate Clearance	12 mm

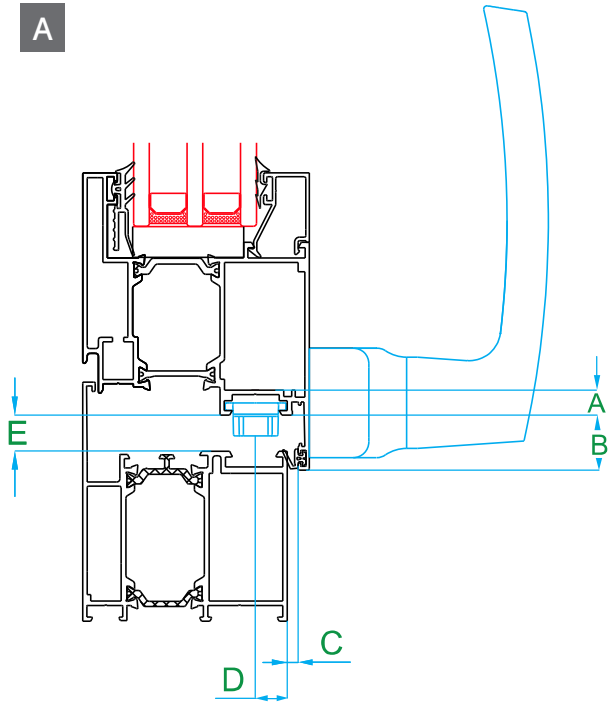
Assembly Applications

Aluminium Profile Section Information



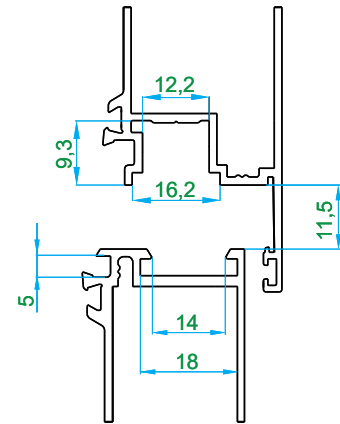
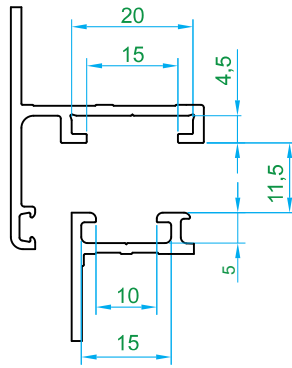
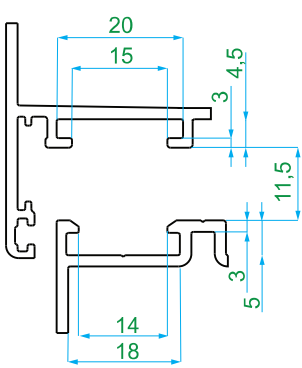
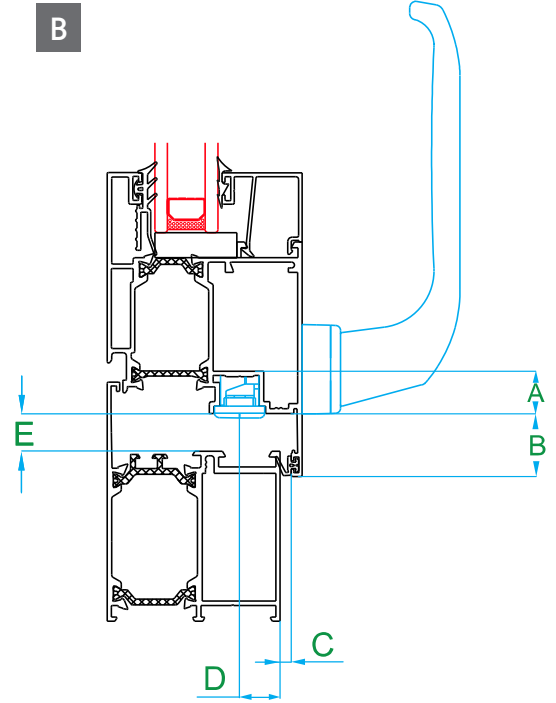
Aluminium Euro Groove

A



Aluminium PVC Groove [16mm]

B



A	Backset	18 - 20 mm
B	Sash Overlap	18 - 20 mm
C	Gasket Thickness	3 - 3.5 mm
D	Axis	10 mm
E	Rebate Clearance	11.5 - 12 mm

A	Backset	7.5 - 15.5 mm
B	Sash Overlap	18 - 20 - 22 mm
C	Gasket Thickness	3 - 3.5 mm
D	Axis	9 - 13 mm
E	Rebate Clearance	12 mm

The gasket pressure thickness [C] shown in the figure should be in the range of 3 - 3.5 mm. If it is higher than 3.5 mm, Systemn operation becomes difficult.

Axis varies according to profile dimensions. The selected Hinge type must conform to the 9 or 13 mm [D] Profile. Otherwise, problems may occur in operation of the system

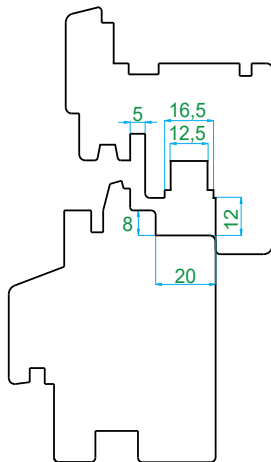
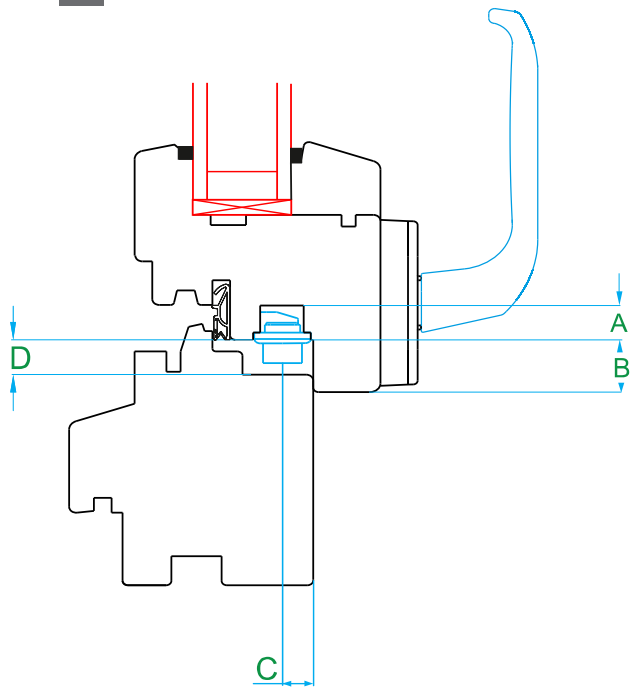
The Rebate Clearance that should be between Frame and Sash is 12mm [E]. If it is narrow, problems may occur in the operation of the mounted accessory. Locking problems may occur if it is wide.

Assembly Applications

Timber Profile Section Information

Timber PVC Groove Profile

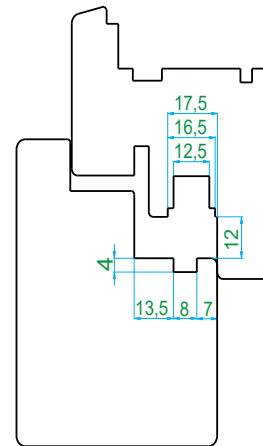
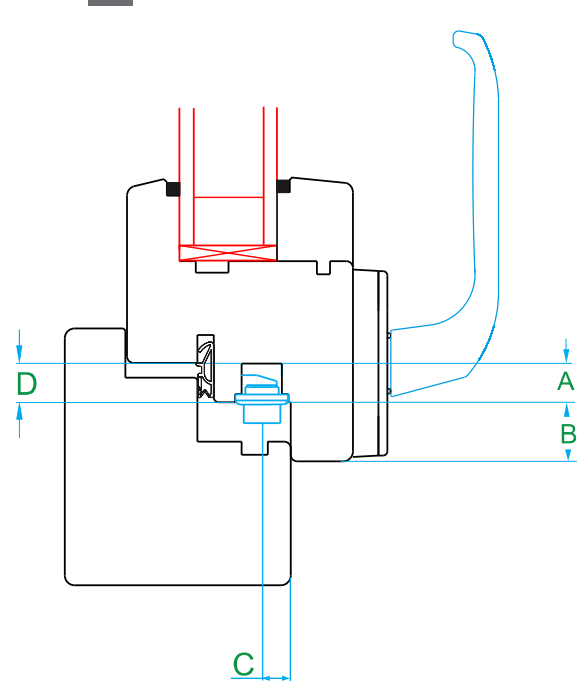
A



A	Backset	7.5 - 15.5 mm
B	Sash Overlap	18 - 20 - 22 mm
C	Axis	9 - 13 mm
D	Rebate Clearance	12 mm

7 / 8 / 4 Groove Profile

B



A	Backset	7.5 - 15.5 mm
B	Sash Overlap	18 - 20 - 22 mm
C	Axis	9 - 13 mm
D	Rebate Clearance	12 mm

Axis varies according to profile dimensions. The selected Hinge type must conform to the 9 or 13 mm [D] Profile. Otherwise, problems may occur in Systemn operation.

The Rebate Clearance that should be between Frame and Sash is 12mm [E]. If it is narrow, problems may occur in the operation of the mounted accessory. Locking problems may occur if it is wide.

Striker List



Striker List











Window Set (PVC)

Profile	Profile Series	Axis	Material	Striker	Tilt Striker Plate	Horizontal Tilt Striker Plate	Security Cam Striker	Mini Ventilation Strikers	Shootbolt Striker	Adjustable Shootbolt Striker	Mishandling Device Striker	Adjustable Ventilation Striker	Tilt First Tilt Striker Plate
Adopen	Atlantik	13	PVC	V.2504.0102	V.2202.0102	V.3212.0102	V.3408.0102	V.3603.0102	V.3003.0102	V.3020.0302	V.2701.0102	V.3609.0102	
	Akdeniz			V.2502.0102	V.2201.0102	V.3208.0102	V.3407.0102		V.3002.0102	V.3020.0302	V.2701.0102		
	70mm			V.2504.0102	V.2202.0102	V.3204.0102	V.3403.0102	V.3603.0102	V.3003.0102	V.3020.0302	V.2701.0102	V.3609.0102	
	532 (Wintech)			V.2501.0102	V.2201.0102	V.3208.0102	V.3407.0102	V.3602.0102	V.3002.0102	V.3020.0302	V.2701.0102		
	632 (Wintech)			V.2504.0102	V.2202.0102	V.3212.0102	V.3408.0102	V.3603.0102	V.3003.0102	V.3020.0302	V.2701.0102	V.3609.0102	
642 (Wintech)	V.2504.0102	V.2202.0102	V.3212.0102	V.3403.0102	V.3603.0102	V.3003.0102	V.3020.0302	V.2701.0102	V.3609.0102				
Akansupen	Ekonomik	13	PVC	V.2502.0102	V.2201.0102	V.3208.0102	V.3407.0102	V.3602.0102	V.3002.0102	V.3020.0302	V.2701.0102		
	58mmLüx			V.2504.0102	V.2202.0102	V.3212.0102	V.3408.0102	V.3603.0102	V.3003.0102	V.3020.0302	V.2701.0102	V.3609.0102	
Akapen	Süper Vega	13	PVC	V.2502.0102	V.2201.0102	V.3208.0102	V.3407.0102	V.3602.0102	V.3002.0102	V.3020.0302	V.2701.0102		
	Avantaj Vega			V.2502.0102	V.2201.0102	V.3208.0102	V.3407.0102	V.3602.0102	V.3002.0102	V.3020.0302	V.2701.0102		
Alphacan	System MD	13	PVC	V.2510.0102		V.3215.0102				V.3020.0302			
	System Master			V.2511.0102		V.3216.0102				V.3020.0302			
Alfapen	Armada	9	PVC	V.2601.0102	V.2301.0102	V.3301.0102	V.3501.0102	V.3701.0102	V.3101.0102	V.3020.0302	V.2801.0102		
Aluplast	IDEAL 2000 AD 60	13	PVC	V.2504.0102	V.2202.0102	V.3204.0102	V.3403.0102	V.3603.0102	V.3003.0102	V.3020.0302	V.2701.0102	V.3609.0102	
	IDEAL 4000 AD 70			V.2504.0102	V.2202.0102	V.3210.0102	V.3410.0102	V.3603.0102	V.3003.0102	V.3020.0302	V.2701.0102	V.3609.0102	
	IDEAL 5000 MD 70			V.2504.0102	V.2202.0102	V.3210.0102	V.3410.0102	V.3603.0102	V.3003.0102	V.3020.0302	V.2701.0102	V.3609.0102	
	IDEAL 6000 MD 80			V.2504.0102	V.2202.0102	V.3210.0102	V.3410.0102	V.3603.0102	V.3003.0102	V.3020.0302	V.2701.0102	V.3609.0102	
	IDEAL 7000 AD 80			V.2504.0102	V.2202.0102	V.3210.0102	V.3410.0102	V.3603.0102	V.3003.0102	V.3020.0302	V.2701.0102	V.3609.0102	
Artplast	70mmAD	13	PVC	V.2502.0102	V.2201.0102	V.3208.0102	V.3407.0102	V.3602.0102	V.3002.0102	V.3020.0302	V.2701.0102		
Asaş	6000 Süper	9	PVC	V.2608.0102	V.2308.0102					V.3020.0302			
	5200 Bahar			V.2608.0102	V.2308.0102					V.3020.0302			
	6000 Hayat			V.2608.0102	V.2308.0102					V.3020.0302			
	Maxi Royal	13		V.2502.0102	V.2201.0102	V.3202.0102	V.3402.0102	V.3602.0102	V.3002.0102	V.3020.0302	V.2701.0102		V.3217.0X02
Maxi Plus	V.2502.0102		V.2201.0102	V.3202.0102	V.3402.0102	V.3602.0102	V.3002.0102	V.3020.0302	V.2701.0102		V.3217.0X02		
Birpen		13	PVC	V.2504.0102	V.2202.0102	V.3204.0102	V.3403.0102	V.3603.0102	V.3003.0102	V.3020.0302	V.2701.0102	V.3609.0102	
Blick		9	PVC	V.2603.0102	V.2303.0102			V.3703.0102	V.3103.0102	V.3020.0302	V.2801.0102	V.3609.0102	
Brügman AD/MD	73mm	13	PVC	V.2504.0102	V.2303.0102	V.3204.0102	V.3403.0102	V.3603.0102	V.3003.0102	V.3020.0302	V.2701.0102	V.3609.0102	
Cankarpen		13	PVC	V.2502.0102	V.2201.0102	V.3208.0102	V.3407.0102	V.3602.0102	V.3002.0102	V.3020.0302	V.2701.0102		
Cortizo		13	PVC	V.2502.0102	V.2201.0102	V.3207.0102	V.3406.0102			V.3020.0302			
Decco	60mm	13	PVC	V.2502.0102	V.2201.0102	V.3202.0102	V.3402.0102	V.3602.0102	V.3002.0102	V.3020.0302	V.2701.0102		V.3217.0X02
	70mm			V.2502.0102	V.2201.0102	V.3214.0102	V.3413.0102	V.3602.0102	V.3002.0102	V.3020.0302	V.2701.0102		
Dimex	Komfort 6.0	13	PVC	V.2504.0102	V.2202.0102	V.3212.0102	V.3408.0102	V.3603.0102	V.3003.0102	V.3020.0302	V.2701.0102	V.3609.0102	
	Contour 7.0 AD			V.2504.0102	V.2202.0102	V.3212.0102	V.3408.0102	V.3603.0102	V.3003.0102	V.3020.0302	V.2701.0102	V.3609.0102	
	Contour 7.0 MD			V.2504.0102	V.2202.0102	V.3212.0102	V.3408.0102	V.3603.0102	V.3003.0102	V.3020.0302	V.2701.0102	V.3609.0102	
	Elegance 8.0 AD			V.2504.0102	V.2202.0102	V.3212.0102	V.3408.0102	V.3603.0102	V.3003.0102	V.3020.0302	V.2701.0102	V.3609.0102	
	Elegance 8.0 MD			V.2504.0102	V.2202.0102	V.3210.0102	V.3410.0102	V.3603.0102	V.3003.0102	V.3020.0302	V.2701.0102	V.3609.0102	
Dino	58mm	9	PVC	V.2602.0102	V.2302.0102				V.3102.0102	V.3020.0302			
Durupen		13	PVC	V.2504.0102	V.2202.0102	V.3204.0102	V.3403.0102	V.3603.0102	V.3003.0102	V.3020.0302	V.2701.0102	V.3609.0102	
Egepen	Zendow 70	13	PVC	V.2502.0102	V.2201.0102	V.3202.0102	V.3402.0102	V.3602.0102	V.3002.0102	V.3020.0302	V.2701.0102		
	Everest Max	9		V.2601.0102	V.2301.0102			V.3701.0102	V.3101.0102	V.3020.0302	V.2801.0102		
	Everest 8848			V.2601.0102	V.2301.0102			V.3701.0102	V.3101.0102	V.3020.0302	V.2801.0102		
	Everest Image			V.2601.0102	V.2301.0102			V.3701.0102	V.3101.0102	V.3020.0302	V.2801.0102		

Striker List

Window Set (PVC)



Profile	Profile Series	Axis	Material										
Profile	Profile Series	Axis	Material	Striker	Tilt Striker Plate	Horizontal Tilt Striker Plate	Security Cam Striker	Mini Ventilation Strikers	Shootbolt Striker	Adjustable Shootbolt Striker	Mishandling Device Striker	Adjustable Ventilation Striker	Tilt First Tilt Striker Plate
Enderpen	Klasline 70	13	PVC	V.2502.0102	V.2201.0102	V.3202.0102	V.3402.0102	V.3602.0102	V.3002.0102	V.3020.0302	V.2701.0102	V.3609.0102	V.3217.0X02
	Ultravizyonline			V.2502.0102	V.2201.0102	V.3202.0102	V.3402.0102	V.3602.0102	V.3002.0102	V.3020.0302	V.2701.0102	V.3609.0102	V.3217.0X02
	Vizyonline 62			V.2502.0102	V.2201.0102	V.3202.0102	V.3402.0102	V.3602.0102	V.3002.0102	V.3020.0302	V.2701.0102	V.3609.0102	V.3217.0X02
	Masterline 56			V.2502.0102	V.2201.0102	V.3208.0102	V.3407.0102	V.3602.0102	V.3002.0102	V.3020.0302	V.2701.0102	V.3609.0102	V.3217.0X02
Erpen	Extraline 54	13	PVC	V.2502.0102	V.2201.0102	V.3202.0102	V.3402.0102	V.3602.0102	V.3002.0102	V.3020.0302	V.2701.0102	V.3609.0102	V.3217.0X02
	Smartline 62			V.2502.0102	V.2201.0102	V.3202.0102	V.3402.0102	V.3602.0102	V.3002.0102	V.3020.0302	V.2701.0102	V.3609.0102	V.3217.0X02
	Combilline 72			V.2502.0102	V.2201.0102	V.3202.0102	V.3402.0102	V.3602.0102	V.3002.0102	V.3020.0302	V.2701.0102	V.3609.0102	V.3217.0X02
	Multiline 82			V.2502.0102	V.2201.0102	V.3202.0102	V.3402.0102	V.3602.0102	V.3002.0102	V.3020.0302	V.2701.0102	V.3609.0102	V.3217.0X02
Euroline	S58 Comfort	13	PVC	V.2516.0102	V.2223.0102	V.3224.0102	V.3407.0102	V.3602.0102	V.3002.0102	V.3020.0302	V.2701.0102	V.3609.0102	V.3217.0X02
	S60 Luxe			V.2516.0102	V.2223.0102	V.3225.0102	V.3402.0102	V.3602.0102	V.3002.0102	V.3020.0302	V.2701.0102	V.3609.0102	V.3217.0X02
	S60 Deluxe			V.2516.0102	V.2223.0102	V.3225.0102	V.3402.0102	V.3602.0102	V.3002.0102	V.3020.0302	V.2701.0102	V.3609.0102	V.3217.0X02
	S70 Deluxe			V.2516.0102	V.2223.0102	V.3225.0102	V.3402.0102	V.3602.0102	V.3002.0102	V.3020.0302	V.2701.0102	V.3609.0102	V.3217.0X02
Europen	Dorlion Serisi 71	13	PVC	V.2516.0102	V.2223.0102	V.3224.0102	V.3407.0102	V.3602.0102	V.3002.0102	V.3020.0302	V.2701.0102	V.3609.0102	V.3217.0X02
	Fiesta 53			V.2516.0102	V.2223.0102	V.3224.0102	V.3407.0102	V.3602.0102	V.3002.0102	V.3020.0302	V.2701.0102	V.3609.0102	V.3217.0X02
	Elite Serisi 59	9		V.2601.0102	V.2301.0102	V.3301.0102	V.3301.0102	V.3701.0102	V.3101.0102	V.3020.0302	V.2801.0102	V.3609.0102	V.3317.0X02
	Light Serisi 59			V.2603.0102	V.2303.0102	V.3301.0102	V.3301.0102	V.3703.0102	V.3103.0102	V.3020.0302	V.2801.0102	V.3609.0102	V.3317.0X02
Firatpen	S 70	9	PVC	V.2601.0102	V.2301.0102	V.3301.0102	V.3301.0102	V.3701.0102	V.3101.0102	V.3020.0302	V.2801.0102	V.3609.0102	V.3317.0X02
	S 75			V.2601.0102	V.2301.0102	V.3301.0102	V.3301.0102	V.3701.0102	V.3101.0102	V.3020.0302	V.2801.0102	V.3609.0102	V.3317.0X02
	S 80			V.2601.0102	V.2301.0102	V.3301.0102	V.3301.0102	V.3701.0102	V.3101.0102	V.3020.0302	V.2801.0102	V.3609.0102	V.3317.0X02
	Selenit 75	13	PVC	V.2516.0102	V.2223.0102	V.3225.0102	V.3402.0102	V.3602.0102	V.3002.0102	V.3020.0102	V.2701.0102	-	V.3217.0X02
	Elegance 80			V.2516.0102	V.2223.0102	V.3225.0102	V.3402.0102	V.3602.0102	V.3002.0102	V.3020.0102	V.2701.0102	-	V.3217.0X02
	Redonit 85			V.2516.0102	V.2223.0102	V.3225.0102	V.3402.0102	V.3602.0102	V.3002.0102	V.3020.0102	V.2701.0102	-	V.3217.0X02
Filpen	Gold 60 Serisi	13	PVC	V.2502.0102	V.2201.0102	V.3202.0102	V.3402.0102	V.3602.0102	V.3002.0102	V.3020.0302	V.2701.0102	V.3609.0102	V.3217.0X02
	Gold 70 Serisi			V.2502.0102	V.2201.0102	V.3202.0102	V.3402.0102	V.3602.0102	V.3002.0102	V.3020.0302	V.2701.0102	V.3609.0102	V.3217.0X02
	Gold 80 Serisi			V.2502.0102	V.2201.0102	V.3202.0102	V.3402.0102	V.3602.0102	V.3002.0102	V.3020.0302	V.2701.0102	V.3609.0102	V.3217.0X02
Flashpen	Diamond Serisi 70	13	PVC	V.2502.0102	V.2201.0102	V.3202.0102	V.3402.0102	V.3602.0102	V.3002.0102	V.3020.0302	V.2701.0102	V.3609.0102	V.3217.0X02
	Gold Serisi 58			V.2502.0102	V.2201.0102	V.3202.0102	V.3402.0102	V.3602.0102	V.3002.0102	V.3020.0302	V.2701.0102	V.3609.0102	V.3217.0X02
	Turquoise Serisi 58			V.2502.0102	V.2201.0102	V.3202.0102	V.3402.0102	V.3602.0102	V.3002.0102	V.3020.0302	V.2701.0102	V.3609.0102	V.3217.0X02
Gealan	S 3000 IQ 62mm	13	PVC	V.2502.0102	V.2201.0102	V.3202.0102	V.3402.0102	V.3602.0102	V.3002.0102	V.3020.0302	V.2701.0102	V.3609.0102	V.3217.0X02
	S 7000 IQ 74mm			V.2502.0102	V.2201.0102	V.3209.0102	V.3409.0102	V.3602.0102	V.3002.0102	V.3020.0302	V.2701.0102	V.3609.0102	V.3217.0X02
	S 8000 IQ 74mm			V.2507.0102	V.2221.0102	V.3221.0102	V.3421.0102	V.3602.0102	V.3002.0102	V.3020.0302	V.2701.0102	V.3609.0102	V.3217.0X02
Gruber	60mm	13	PVC	V.2502.0102	V.2201.0102	V.3214.0102	V.3413.0102	V.3602.0102	V.3002.0102	V.3020.0302	V.2701.0102	V.3609.0102	V.3217.0X02
	70mm			V.2502.0102	V.2201.0102	V.3214.0102	V.3413.0102	V.3602.0102	V.3002.0102	V.3020.0302	V.2701.0102	V.3609.0102	V.3217.0X02
Günelpen	Azalea	13	PVC	V.2502.0102	V.2201.0102	V.3202.0102	V.3402.0102	V.3602.0102	V.3002.0102	V.3020.0302	V.2701.0102	V.3609.0102	V.3217.0X02
Inoutic (Thyssen)	AD I 60	13	PVC	V.2501.0302	V.2205.0x02	V.3201.0102	V.3401.0102	V.3601.0102	V.3001.0102	V.3020.0302	V.2703.0102	V.3607.0102	V.3217.0X02
	Elite-Arcade AD-MD I 71			V.2501.0402	V.2205.0x02	V.3201.0102	V.3401.0102	V.3601.0102	V.3001.0102	V.3020.0302	V.2703.0102	V.3607.0102	V.3217.0X02
	Prestige AD-MD I 76			V.2501.0302	V.2205.0x02	V.3201.0102	V.3401.0102	V.3601.0102	V.3001.0102	V.3020.0302	V.2703.0102	V.3607.0102	V.3217.0X02
	Eforte			V.2501.0302	V.2205.0x02	V.3222.0102	V.3401.0102	V.3601.0102	V.3001.0102	V.3020.0302	V.2703.0102	V.3607.0102	V.3217.0X02
				V.2501.0302	V.2205.0x02	V.3222.0L02	V.3401.0102	V.3601.0102	V.3001.0102	V.3020.0302	V.2703.0102	V.3607.0102	V.3217.0X02
İnterpen	İnterline	9	PVC	V.2601.0102	V.2301.0102	V.3301.0102	V.3501.0102	V.3701.0102	V.3101.0102	V.3020.0302	V.2801.0102	V.3609.0102	V.3317.0X02
	Artline			V.2601.0102	V.2301.0102	V.3301.0102	V.3501.0102	V.3701.0102	V.3101.0102	V.3020.0302	V.2801.0102	V.3609.0102	V.3317.0X02
Kalpen	K-6000 60	13	PVC	V.2601.0102	V.2301.0102	V.3301.0102	V.3501.0102	V.3701.0102	V.3101.0102	V.3020.0302	V.2801.0102	V.3609.0102	V.3317.0X02
	K-9000 65			V.2601.0102	V.2301.0102	V.3301.0102	V.3501.0102	V.3701.0102	V.3101.0102	V.3020.0302	V.2801.0102	V.3609.0102	V.3317.0X02
	K-1000 58	9		V.2601.0102	V.2301.0102	V.3301.0102	V.3501.0102	V.3701.0102	V.3101.0102	V.3020.0302	V.2801.0102	V.3609.0102	V.3317.0X02
	K-1300 52			V.2601.0102	V.2301.0102	V.3301.0102	V.3501.0102	V.3701.0102	V.3101.0102	V.3020.0302	V.2801.0102	V.3609.0102	V.3317.0X02
Karpen	Bayındır 60	13	PVC	V.2502.0102	V.2201.0102	V.3202.0102	V.3402.0102	V.3602.0102	V.3002.0102	V.3020.0302	V.2701.0102	V.3609.0102	V.3217.0X02
	Yağmur 60			V.2502.0102	V.2201.0102	V.3202.0102	V.3402.0102	V.3602.0102	V.3002.0102	V.3020.0302	V.2701.0102	V.3609.0102	V.3217.0X02
	Kale 71			V.2502.0102	V.2201.0102	V.3202.0102	V.3402.0102	V.3602.0102	V.3002.0102	V.3020.0302	V.2701.0102	V.3609.0102	V.3217.0X02

Striker List











Window Set (PVC)

Profile	Profile Series	Axis	Material	Striker	Tilt Striker Plate	Horizontal Tilt Striker Plate	Security Cam Striker	Mini Ventilation Strikers	Shootbolt Striker	Adjustable Shootbolt Striker	Mishandling Device Striker	Adjustable Ventilation Striker	Tilt First Tilt Striker Plate
KBE	System 70	13	PVC	V.2507.0102	V.2201.0102	V.3202.0102	V.3402.0102	V.3602.0102	V.3002.0102	V.3020.0302	V.2701.0102		V.3217.0X02
	System 70 MD			V.2507.0102	V.2201.0102	V.3202.0102	V.3402.0102	V.3602.0102	V.3002.0102	V.3020.0302	V.2701.0102		V.3217.0X02
	58mm	9		V.2601.0102	V.2301.0102	V.3301.0102	V.3501.0102	V.3701.0102	V.3101.0102	V.3020.0302	V.2801.0102		V.3317.0X02
Kompen	Kom200 Süperline 58	9	PVC	V.2604.0102	V.2304.0102								
	Kom300 Megaline 58 MD			V.2601.0102	V.2301.0102	V.3301.0102	V.3501.0102	V.3701.0102	V.3101.0102	V.3020.0302	V.2801.0102		V.3317.0X02
	Kom500 Starline 47	13		V.2502.0102	V.2201.0102	V.3202.0102	V.3402.0102	V.3602.0102	V.3002.0102	V.3020.0302	V.2701.0102		V.3217.0X02
	Kom600 Thermoline 61			V.2504.0102	V.2202.0102	V.3204.0102	V.3403.0102	V.3603.0102	V.3003.0102	V.3020.0302	V.2701.0102	V.3609.0102	
Kom700 Primeline 61													
Kom900 Serisi 71													
Kömerling	Classic AD 70	13	PVC	V.2502.0102	V.2201.0102	V.3207.0102	V.3406.0102	V.3602.0102	V.3002.0102	V.3020.0302	V.2701.0102		
	Classic MD 70			V.2502.0102	V.2201.0102	V.3207.0102	V.3406.0102	V.3602.0102	V.3002.0102	V.3020.0302	V.2701.0102		
	Elegance AD 70			V.2502.0102	V.2201.0102	V.3207.0102	V.3406.0102	V.3602.0102	V.3002.0102	V.3020.0302	V.2701.0102		
	MD 80			V.2502.0102	V.2201.0102	V.3207.0102	V.3406.0102	V.3602.0102	V.3002.0102	V.3020.0302	V.2701.0102		
	58mm			V.2502.0102	V.2201.0102	V.3202.0102	V.3402.0102	V.3602.0102	V.3002.0102	V.3020.0302	V.2701.0102		V.3217.0X02
Laouman		9	PVC	V.2603.0102	V.2303.0102	V.3303.0102	V.3503.0102	V.3703.0102	V.3103.0102	V.3020.0302	V.2801.0102	V.3609.0102	
LB. Profilee	Compact 60 AD	13	PVC	V.2504.0102	V.2202.0102	V.3212.0102	V.3408.0102	V.3603.0102	V.3003.0102	V.3020.0302	V.2701.0102	V.3609.0102	
	Contour 70 AD			V.2504.0102	V.2202.0102	V.3212.0102	V.3408.0102	V.3603.0102	V.3003.0102	V.3020.0302	V.2701.0102	V.3609.0102	
Meeth	60mm	9	Dolgu	V.2605.0102	V.2305.0102				V.3105.0102	V.3020.0302	V.2803.0102		
Mywin	S-624 Serisi	13	PVC	V.2502.0102	V.2201.0102	V.3208.0102	V.3407.0102	V.3602.0102	V.3002.0102	V.3020.0302	V.2701.0102		
	S-705 Serisi			V.2502.0102	V.2201.0102	V.3208.0102	V.3407.0102	V.3602.0102	V.3002.0102	V.3020.0302	V.2701.0102		
Naturel	5400 Opal Seri 54	13	PVC	V.2502.0102	V.2201.0102	V.3202.0102	V.3402.0102	V.3602.0102	V.3002.0102	V.3020.0302	V.2701.0102		V.3217.0X02
	6000 Truva Seri 60			V.2502.0102	V.2201.0102	V.3202.0102	V.3402.0102	V.3602.0102	V.3002.0102	V.3020.0302	V.2701.0102		V.3217.0X02
	6400 Atlas Seri 60			V.2502.0102	V.2201.0102	V.3202.0102	V.3402.0102	V.3602.0102	V.3002.0102	V.3020.0302	V.2701.0102		V.3217.0X02
	7000 Safir Seri 70			V.2502.0102	V.2201.0102	V.3202.0102	V.3402.0102	V.3602.0102	V.3002.0102	V.3020.0302	V.2701.0102		V.3217.0X02
Özenispen	Elit	9	PVC	V.2601.0102	V.2301.0102	V.3301.0102	V.3501.0102	V.3701.0102	V.3101.0102	V.3020.0302	V.2801.0102		V.3317.0X02
	Light			V.2601.0102	V.2301.0102	V.3301.0102	V.3501.0102	V.3701.0102	V.3101.0102	V.3020.0302	V.2801.0102		V.3317.0X02
Pakpen	P2000 58	9	PVC	V.2604.0102	V.2304.0102				V.3104.0102	V.3020.0302	V.2802.0102		
	Universal 58 AD/MD			V.2604.0102	V.2304.0102				V.3104.0102	V.3020.0302	V.2802.0102		
	Optimal 72 MD	13		V.2502.0102	V.2201.0102	V.3208.0102	V.3407.0102	V.3602.0102	V.3002.0102	V.3020.0302	V.2701.0102		
	Rival 72			V.2502.0102	V.2201.0102	V.3208.0102	V.3407.0102	V.3602.0102	V.3002.0102	V.3020.0302	V.2701.0102		
Global 60	9	V.2502.0102	V.2201.0102	V.3208.0102	V.3407.0102	V.3602.0102	V.3002.0102	V.3020.0302	V.2701.0102				
Oval 58		V.2604.0102	V.2304.0102				V.3104.0102	V.3020.0302	V.2802.0102				
Parplast	PR-6032 Serisi	13	PVC	V.2502.0102	V.2201.0102	V.3208.0102	V.3407.0102	V.3602.0102	V.3002.0102	V.3020.0302	V.2701.0102		
	PR-6042 Serisi			V.2502.0102	V.2201.0102	V.3202.0102	V.3402.0102	V.3602.0102	V.3002.0102	V.3020.0302	V.2701.0102		V.3217.0X02
Penextra		9	PVC	V.2601.0102	V.2301.0102	V.3301.0102	V.3501.0102	V.3701.0102	V.3101.0102	V.3020.0302	V.2801.0102		V.3317.0X02

Striker List

Window Set (PVC)



Profile	Profile Series	Axis	Material										
Profile	Profile Series	Axis	Material	Striker	Tilt Striker Plate	Horizontal Tilt Striker Plate	Security Cam Striker	Mini Ventilation Strikers	Shootbolt Striker	Adjustable Shootbolt Striker	Mishandling Device Striker	Adjustable Ventilation Striker	Tilt First Tilt Striker Plate
Pensa	Bonus 60	13	PVC	V2504.0102	V2202.0102	V3204.0102	V3403.0102	V3603.0102	V3003.0102	V3020.0302	V2701.0102	V3609.0102	V3217.0X02
	Premier 65			V2504.0102	V2202.0102	V3204.0102	V3403.0102	V3603.0102	V3003.0102	V3020.0302	V2701.0102	V3609.0102	V3217.0X02
	Sila 60			V2504.0102	V2202.0102	V3204.0102	V3403.0102	V3603.0102	V3003.0102	V3020.0302	V2701.0102	V3609.0102	V3217.0X02
	Sila 50			V2504.0102	V2202.0102	V3204.0102	V3403.0102	V3603.0102	V3003.0102	V3020.0302	V2701.0102	V3609.0102	V3217.0X02
	Ultra 70			V2504.0102	V2202.0102	V3204.0102	V3403.0102	V3603.0102	V3003.0102	V3020.0302	V2701.0102	V3609.0102	V3217.0X02
	Avantaj 50			V2504.0102	V2202.0102	V3204.0102	V3403.0102	V3603.0102	V3003.0102	V3020.0302	V2701.0102	V3609.0102	V3217.0X02
	Lux 60			V2504.0102	V2202.0102	V3210.0102	V3410.0102	V3603.0102	V3003.0102	V3020.0302	V2701.0102	V3609.0102	V3217.0X02
	Deluxe 60			V2504.0102	V2202.0102	V3204.0102	V3403.0102	V3603.0102	V3003.0102	V3020.0302	V2701.0102	V3609.0102	V3217.0X02
Pentec	Time 6004 60	9	PVC	V2601.0102	V2301.0102	V3301.0102	V3501.0102	V3701.0102	V3101.0102	V3020.0302	V2801.0102	V3609.0102	V3317.0X02
Pentime	60mm	13	PVC	V2502.0102	V2201.0102	V3202.0102	V3402.0102	V3602.0102	V3002.0102	V3020.0302	V2701.0102	V3609.0102	V3217.0X02
Pimapen	S-7500 Fantasia AD/MD	13	PVC	V2506.0102	V2204.0102	V3204.0102	V3403.0102	V3603.0102	V3005.0102	V3020.0302	V2704.0102	V3609.0102	V3217.0X02
	S-7000 Maximus			V2506.0102	V2204.0102	V3204.0102	V3403.0102	V3603.0102	V3005.0102	V3020.0302	V2704.0102	V3609.0102	V3217.0X02
	S-7000 Horizon			V2506.0102	V2204.0102	V3204.0102	V3403.0102	V3603.0102	V3005.0102	V3020.0302	V2704.0102	V3609.0102	V3217.0X02
	S-6000 Quadro			V2506.0102	V2204.0102	V3204.0102	V3403.0102	V3603.0102	V3005.0102	V3020.0302	V2704.0102	V3609.0102	V3217.0X02
Pimaş (DWT)	5400	13	PVC	V2502.0102	V2201.0102	V3208.0102	V3407.0102	V3602.0102	V3002.0102	V3020.0302	V2701.0102	V3609.0102	V3217.0X02
	6000			V2502.0102	V2201.0102	V3202.0102	V3402.0102	V3602.0102	V3002.0102	V3020.0302	V2701.0102	V3609.0102	V3217.0X02
Plafen	60mm	13	PVC	V2507.0102	V2201.0102	V3202.0102	V3402.0102	V3602.0102	V3002.0102	V3020.0302	V2701.0102	V3609.0102	V3217.0X02
Plasco		13	PVC	V2502.0102	V2201.0102	V3202.0102	V3402.0102	V3602.0102	V3002.0102	V3020.0302	V2701.0102	V3609.0102	V3217.0X02
Plaspen	P 80 Serisi	13	PVC	V2502.0102	V2201.0102	V3202.0102	V3402.0102	V3602.0102	V3002.0102	V3020.0302	V2701.0102	V3609.0102	V3217.0X02
	P750 Serisi			V2502.0102	V2201.0102	V3202.0102	V3402.0102	V3602.0102	V3002.0102	V3020.0302	V2701.0102	V3609.0102	V3217.0X02
	P433 Serisi	9		V2601.0102	V2301.0102	V3301.0102	V3501.0102	V3701.0102	V3101.0102	V3020.0302	V2801.0102	V3609.0102	V3317.0X02
	P430 Serisi			V2603.0102	V2303.0102	V3303.0102	V3503.0102	V3703.0102	V3103.0102	V3020.0302	V2801.0102	V3609.0102	V3317.0X02
Plastline	Seri A3	13	PVC	V2504.0102	V2202.0102	V3204.0102	V3403.0102	V3603.0102	V3003.0102	V3020.0302	V2701.0102	V3609.0102	V3217.0X02
	Seri A4			V2504.0102	V2202.0102	V3204.0102	V3403.0102	V3603.0102	V3003.0102	V3020.0302	V2701.0102	V3609.0102	V3217.0X02
	Seri A5			V2504.0102	V2202.0102	V3204.0102	V3403.0102	V3603.0102	V3003.0102	V3020.0302	V2701.0102	V3609.0102	V3217.0X02
Plaswin	PW 60mm	13	PVC	V2504.0102	V2202.0102	V3212.0102	V3408.0102	V3603.0102	V3003.0102	V3020.0302	V2701.0102	V3609.0102	V3217.0X02
	PW 70mm			V2504.0102	V2202.0102	V3212.0102	V3408.0102	V3603.0102	V3003.0102	V3020.0302	V2701.0102	V3609.0102	V3217.0X02
Polipen	P603A	13	PVC	V2502.0102	V2201.0102	V3202.0102	V3402.0102	V3602.0102	V3002.0102	V3020.0302	V2701.0102	V3609.0102	V3217.0X02
	P603E			V2502.0102	V2201.0102	V3202.0102	V3402.0102	V3602.0102	V3002.0102	V3020.0302	V2701.0102	V3609.0102	V3217.0X02
	P604A			V2502.0102	V2201.0102	V3202.0102	V3402.0102	V3602.0102	V3002.0102	V3020.0302	V2701.0102	V3609.0102	V3217.0X02
	P604E			V2502.0102	V2201.0102	V3202.0102	V3402.0102	V3602.0102	V3002.0102	V3020.0302	V2701.0102	V3609.0102	V3217.0X02
	P7060			V2502.0102	V2201.0102	V3202.0102	V3402.0102	V3602.0102	V3002.0102	V3020.0302	V2701.0102	V3609.0102	V3217.0X02
Profeles	60mm	9	PVC	V2603.0102	V2303.0102	V3303.0102	V3503.0102	V3703.0102	V3103.0102	V3020.0302	V2801.0102	V3609.0102	V3317.0X02
Prokal	58mm	13	PVC	V2502.0102	V2201.0102	V3208.0102	V3407.0102	V3602.0102	V3002.0102	V3020.0302	V2701.0102	V3609.0102	V3217.0X02
	70mm			V2502.0102	V2201.0102	V3208.0102	V3407.0102	V3602.0102	V3002.0102	V3020.0302	V2701.0102	V3609.0102	V3217.0X02
Proline	PRO5503	9	PVC	V2504.0102	V2202.0102	V3204.0102	V3403.0102	V3603.0102	V3003.0102	V3020.0302	V2701.0102	V3609.0102	V3317.0X02
Proline	PRO6004 PRO7005	13	PVC	V2513.0102	V2224.0102	V3226.0102	V3403.0102	V3603.0102	V3003.0102	V3020.0302	V2701.0102	V3609.0102	V3217.0X02
Propen	PRO 60mm	13	PVC	V2504.0102	V2202.0102	V3204.0102	V3403.0102	V3603.0102	V3003.0102	V3020.0302	V2701.0102	V3609.0102	V3217.0X02
	PRO 70mm			V2504.0102	V2202.0102	V3204.0102	V3403.0102	V3603.0102	V3003.0102	V3020.0302	V2701.0102	V3609.0102	V3217.0X02
	PRO 80mm			V2504.0102	V2202.0102	V3204.0102	V3403.0102	V3603.0102	V3003.0102	V3020.0302	V2701.0102	V3609.0102	V3217.0X02
Ramplast	Eco Classic 60 MD	9	PVC	V2601.0102	V2301.0102	V3301.0102	V3501.0102	V3701.0102	V3101.0102	V3020.0302	V2801.0102	V3609.0102	V3317.0X02
	Eco Therm 60 AD			V2601.0102	V2301.0102	V3301.0102	V3501.0102	V3701.0102	V3101.0102	V3020.0302	V2801.0102	V3609.0102	V3317.0X02
Rehau	Brillant-Design AD 70	13	PVC	V2504.0102	V2202.0102	V3204.0102	V3403.0102	V3603.0102	V3003.0102	V3020.0302	V2701.0102	V3609.0102	V3217.0X02
	Basic-Design AD 60			V2504.0102	V2202.0102	V3204.0102	V3403.0102	V3603.0102	V3003.0102	V3020.0302	V2701.0102	V3609.0102	V3217.0X02
	Thermo-Design			V2504.0102	V2202.0102	V3204.0102	V3403.0102	V3603.0102	V3003.0102	V3020.0302	V2701.0102	V3609.0102	V3217.0X02

Striker List











Window Set (PVC)

Profile	Profile Series	Axis	Material	Striker	Tilt Striker Plate	Horizontal Tilt Striker Plate	Security Cam Striker	Mini Ventilation Strikers	Shootbolt Striker	Adjustable Shootbolt Striker	Mishandling Device Striker	Adjustable Ventilation Striker	Tilt First Tilt Striker Plate
Resman	RS 6000	13	PVC	V.2502.0102	V.2201.0102	V.3202.0102	V.3402.0102	V.3602.0102	V.3002.0102	V.3020.0302	V.2701.0102		V.3217.0X02
Roplasto	6002 AD	13	PVC	V.2502.0102	V.2201.0102	V.3202.0102	V.3402.0102	V.3602.0102	V.3002.0102	V.3020.0302	V.2701.0102		V.3217.0X02
	7001 AD			V.2521.0102	V.2201.0102	V.3202.0102	V.3402.0102	V.3602.0102	V.3002.0102	V.3020.0302	V.2701.0102		V.3217.0X02
	Special 70			V.2521.0102	V.2201.0102	V.3202.0102	V.3402.0102	V.3602.0102	V.3002.0102	V.3020.0302	V.2701.0102		V.3217.0X02
RothoPlast	Rotho58	13	PVC	V.2504.0102	V.2202.0102	V.3204.0102	V.3403.0102	V.3603.0102	V.3003.0102	V.3020.0302	V.2701.0102	V.3609.0102	
	Rotho60			V.2504.0102	V.2202.0102	V.3204.0102	V.3403.0102	V.3603.0102	V.3003.0102	V.3020.0302	V.2701.0102	V.3609.0102	
	Rotho70			V.2504.0102	V.2202.0102	V.3204.0102	V.3403.0102	V.3603.0102	V.3003.0102	V.3020.0302	V.2701.0102	V.3609.0102	
	Rotho70 S MD			V.2504.0102	V.2202.0102	V.3204.0102	V.3403.0102	V.3603.0102	V.3003.0102	V.3020.0302	V.2701.0102	V.3609.0102	
Salamander	2D 60mm	13	PVC	V.2504.0102	V.2202.0102	V.3213.0102	V.3412.0102	V.3603.0102	V.3003.0102	V.3020.0302	V.2701.0102	V.3609.0102	
	3D 76mm			V.2504.0102	V.2202.0102	V.3213.0102	V.3412.0102	V.3603.0102	V.3003.0102	V.3020.0302	V.2701.0102	V.3609.0102	
Saraypen	S600	13	PVC	V.2504.0102	V.2202.0102	V.3212.0102	V.3408.0102	V.3603.0102	V.3003.0102	V.3020.0302	V.2701.0102	V.3609.0102	
	S360			V.2504.0102	V.2202.0102	V.3212.0102	V.3408.0102	V.3603.0102	V.3003.0102	V.3020.0302	V.2701.0102	V.3609.0102	
	S460			V.2504.0102	V.2202.0102	V.3212.0102	V.3408.0102	V.3603.0102	V.3003.0102	V.3020.0302	V.2701.0102	V.3609.0102	
	S7000 Premium			V.2504.0102	V.2202.0102	V.3212.0102	V.3408.0102	V.3603.0102	V.3003.0102	V.3020.0302	V.2701.0102	V.3609.0102	
Schönline	Ecoline 60	13	PVC	V.2502.0102	V.2201.0102	V.3202.0102	V.3402.0102	V.3602.0102	V.3002.0102	V.3020.0302	V.2701.0102		V.3217.0X02
	Line 60			V.2502.0102	V.2201.0102	V.3202.0102	V.3402.0102	V.3602.0102	V.3002.0102	V.3020.0302	V.2701.0102		V.3217.0X02
	Line 70			V.2502.0102	V.2201.0102	V.3202.0102	V.3402.0102	V.3602.0102	V.3002.0102	V.3020.0302	V.2701.0102		V.3217.0X02
Schüco	COrona SI 82	13	PVC	V.2504.0102	V.2202.0102	V.3210.0102	V.3410.0102	V.3603.0102	V.3003.0102	V.3020.0302	V.2701.0102	V.3609.0102	
	COrona CT 70 Cava			V.2504.0102	V.2202.0102	V.3204.0102	V.3403.0102	V.3603.0102	V.3003.0102	V.3020.0302	V.2701.0102	V.3609.0102	
	COrona CT 70 Rondo			V.2504.0102	V.2202.0102	V.3204.0102	V.3403.0102	V.3603.0102	V.3003.0102	V.3020.0302	V.2701.0102	V.3609.0102	
	COrona CT 70 Classic			V.2504.0102	V.2202.0102	V.3204.0102	V.3403.0102	V.3603.0102	V.3003.0102	V.3020.0302	V.2701.0102	V.3609.0102	
	COrona CT 70 MD			V.2504.0102	V.2202.0102	V.3204.0102	V.3403.0102	V.3603.0102	V.3003.0102	V.3020.0302	V.2701.0102	V.3609.0102	
	COrona AS 60			V.2504.0102	V.2202.0102	V.3204.0102	V.3403.0102	V.3603.0102	V.3003.0102	V.3020.0302	V.2701.0102	V.3609.0102	
Seçpen	Ultra 58	9	PVC	V.2601.0102	V.2301.0102	V.3301.0102	V.3501.0102	V.3701.0102	V.3101.0102	V.3020.0302	V.2801.0102		V.3317.0X02
	Firstline 70	13											
Spectus	Elite 70	13	PVC	V.2502.0102	V.2201.0102	V.3202.0102	V.3402.0102	V.3602.0102	V.3002.0102	V.3020.0302	V.2701.0102		V.3217.0X02
	Elite 63			V.2502.0102	V.2201.0102	V.3202.0102	V.3402.0102	V.3602.0102	V.3002.0102	V.3020.0302	V.2701.0102		V.3217.0X02
Şikpen	S75	9	PVC	V.2601.0102	V.2301.0102	V.3301.0102	V.3501.0102	V.3701.0102	V.3101.0102	V.3020.0302	V.2801.0102		V.3317.0X02
Taurus	Best 58	13	PVC	V.2502.0102	V.2201.0102	V.3202.0102	V.3402.0102	V.3602.0102	V.3002.0102	V.3020.0302	V.2701.0102		V.3217.0X02
	Elit 58			V.2502.0102	V.2201.0102	V.3202.0102	V.3402.0102	V.3602.0102	V.3002.0102	V.3020.0302	V.2701.0102		V.3217.0X02
	Silver 60			V.2502.0102	V.2201.0102	V.3202.0102	V.3402.0102	V.3602.0102	V.3002.0102	V.3020.0302	V.2701.0102		V.3217.0X02
	Platinum 70			V.2502.0102	V.2201.0102	V.3202.0102	V.3402.0102	V.3602.0102	V.3002.0102	V.3020.0302	V.2701.0102		V.3217.0X02
Tecnocom		13	PVC	V.2502.0102	V.2201.0102	V.3202.0102	V.3402.0102			V.2701.0102			
Tekno Plast	Megatec	13	PVC	V.2504.0102	V.2202.0102	V.3204.0102	V.3403.0102	V.3603.0102	V.3003.0102	V.3020.0302	V.2701.0102	V.3609.0102	
	Startec			V.2502.0102	V.2201.0102	V.3202.0102	V.3402.0102	V.3602.0102	V.3002.0102	V.3020.0302	V.2701.0102		V.3217.0X02
	Süpertec			V.2502.0102	V.2201.0102	V.3208.0102	V.3407.0102	V.3602.0102	V.3002.0102	V.3020.0302	V.2701.0102		V.3217.0X02
Trocal	Comfort 4S 62	13	PVC	V.2506.0102	V.2204.0102				V.3005.0102	V.3020.0302			
	Comfort 1B 62			V.2506.0102	V.2204.0102				V.3005.0102	V.3020.0302			
	Innonova A5 70 AD			V.2506.0102	V.2204.0102				V.3005.0102	V.3020.0302			
	Innonova A5 70 MD			V.2506.0102	V.2204.0102				V.3005.0102	V.3020.0302			
	88+			V.2518.0102	V.2218.0102	V.3218.0102	V.3418.0102		V.3018.0102	V.3020.0302			
Ufukpen		9	PVC	V.2601.0102	V.2301.0102	V.3301.0102	V.3501.0102	V.3701.0102	V.3101.0102	V.3020.0302	V.2801.0102		V.3317.0X02
Uniplast	Echoliun 60	13	PVC	V.2502.0102	V.2201.0102	V.3209.0102	V.3409.0102	V.3602.0102	V.3002.0102	V.3020.0302	V.2701.0102		
	Mondial 60			V.2502.0102	V.2201.0102	V.3209.0102	V.3409.0102	V.3602.0102	V.3002.0102	V.3020.0302	V.2701.0102		
	Premium 70			V.2502.0102	V.2201.0102	V.3209.0102	V.3409.0102	V.3602.0102	V.3002.0102	V.3020.0302	V.2701.0102		

Striker List











Window Set (PVC)













Profile	Profile Series	Axis	Material										
				Striker	Tilt Striker Plate	Horizontal Tilt Striker Plate	Security Cam Striker	Mini Ventilation Strikers	Shootbolt Striker	Adjustable Shootbolt Striker	Mishandling Device Striker	Adjustable Ventilation Striker	Tilt First Tilt Striker Plate
Veka	Softline AD 9	9	PVC	V2603.0102	V2303.0102	V3301.0102	V3501.0102	V3703.0102	V3103.0102	V3020.0302	V2801.0102	V3609.0102	V3317.0X02
	Softline AD 58	13		V2504.0102	V2202.0102	V3204.0102	V3403.0102	V3603.0102	V3003.0102	V3020.0302	V2701.0102	V3609.0102	V3217.0X02
	Topline AD 70			V2504.0102	V2202.0102	V3204.0102	V3403.0102	V3603.0102	V3003.0102	V3020.0302	V2701.0102	V3609.0102	V3217.0X02
	Softline AD 70			V2504.0102	V2202.0102	V3204.0102	V3403.0102	V3603.0102	V3003.0102	V3020.0302	V2701.0102	V3609.0102	V3217.0X02
Veratec	60mmAD/MD	9	PVC	V2603.0102	V2303.0102	V3301.0102	V3501.0102	V3703.0102	V3103.0102	V3020.0302	V2801.0102	V3609.0102	V3317.0X02
Winapex	Apex 6003	13	PVC	V2504.0102	V2202.0102	V3204.0102	V3403.0102	V3603.0102	V3003.0102	V3020.0302	V2701.0102	V3609.0102	V3217.0X02
	Apex 6004			V2504.0102	V2202.0102	V3204.0102	V3403.0102	V3603.0102	V3003.0102	V3020.0302	V2701.0102	V3609.0102	V3217.0X02
	Apex 7505			V2504.0102	V2202.0102	V3204.0102	V3403.0102	V3603.0102	V3003.0102	V3020.0302	V2701.0102	V3609.0102	V3217.0X02
Winder		9	PVC	V2603.0102	V2303.0102	V3301.0102	V3501.0102	V3703.0102	V3103.0102	V3020.0302	V2801.0102	V3609.0102	V3317.0X02
Windoline	Inci Ekonomik Seri 60	13	PVC	V2502.0102	V2201.0102	V3209.0102	V3409.0102	V3602.0102	V3002.0102	V3020.0302	V2701.0102	V3609.0102	V3217.0X02
	Inci 6300 Seri			V2502.0102	V2201.0102	V3209.0102	V3409.0102	V3602.0102	V3002.0102	V3020.0302	V2701.0102	V3609.0102	V3217.0X02
	Inci 6400 Seri			V2502.0102	V2201.0102	V3209.0102	V3409.0102	V3602.0102	V3002.0102	V3020.0302	V2701.0102	V3609.0102	V3217.0X02
	Inci 7500 Seri			V2502.0102	V2201.0102	V3209.0102	V3409.0102	V3602.0102	V3002.0102	V3020.0302	V2701.0102	V3609.0102	V3217.0X02
Winopen [Adopen]		13	PVC	V2504.0102	V2202.0102	V3204.0102	V3403.0102	V3603.0102	V3003.0102	V3020.0302	V2701.0102	V3609.0102	V3217.0X02
Winplast	Win Serisi 59	9	PVC	V2601.0102	V2301.0102	V3301.0102	V3501.0102	V3701.0102	V3101.0102	V3020.0302	V2801.0102	V3609.0102	V3317.0X02
Winsa	Dorada 70	13	PVC	V2502.0102	V2201.0102	V3202.0102	V3402.0102	V3602.0102	V3002.0102	V3020.0302	V2701.0102	V3609.0102	V3217.0X02
	Safir 70			V2502.0102	V2201.0102	V3202.0102	V3402.0102	V3602.0102	V3002.0102	V3020.0302	V2701.0102	V3609.0102	V3217.0X02
	Carina 60			V2502.0102	V2201.0102	V3202.0102	V3402.0102	V3602.0102	V3002.0102	V3020.0302	V2701.0102	V3609.0102	V3217.0X02
	Ultraline 60			V2502.0102	V2201.0102	V3202.0102	V3402.0102	V3602.0102	V3002.0102	V3020.0302	V2701.0102	V3609.0102	V3217.0X02
Winstar	Venedik 60	13	PVC	V2502.0102	V2201.0102	V3208.0102	V3407.0102	V3602.0102	V3002.0102	V3020.0102	V2701.0102	V3609.0102	V3217.0X02
	Okyanus 70			V2502.0102	V2201.0102	V3208.0102	V3407.0102	V3602.0102	V3002.0102	V3020.0102	V2701.0102	V3609.0102	V3217.0X02
	Ege 60			V2502.0102	V2201.0102	V3208.0102	V3407.0102	V3602.0102	V3002.0102	V3020.0102	V2701.0102	V3609.0102	V3217.0X02
	Napolyon 60			V2502.0102	V2201.0102	V3208.0102	V3407.0102	V3602.0102	V3002.0102	V3020.0102	V2701.0102	V3609.0102	V3217.0X02
Worldpen	6000 Serisi	13	PVC	V2502.0102	V2201.0102	V3202.0102	V3402.0102	V3602.0102	V3002.0102	V3020.0102	V2701.0102	V3609.0102	V3217.0X02
	7000 Serisi			V2502.0102	V2201.0102	V3202.0102	V3402.0102	V3602.0102	V3002.0102	V3020.0102	V2701.0102	V3609.0102	V3217.0X02
Yelpen	Smart 61	9	PVC	V2601.0102	V2301.0102	V3301.0102	V3501.0102	V3701.0102	V3101.0102	V3020.0102	V2801.0102	V3609.0102	V3317.0X02
	Unique 61			V2601.0102	V2301.0102	V3301.0102	V3501.0102	V3701.0102	V3101.0102	V3020.0102	V2801.0102	V3609.0102	V3317.0X02
	Esthetic 61			V2601.0102	V2301.0102	V3301.0102	V3501.0102	V3701.0102	V3101.0102	V3020.0102	V2801.0102	V3609.0102	V3317.0X02
Yıldızpen = Vinka	Yıldızpen 6000	9	PVC	V2603.0102	V2303.0102	V3301.0102	V3501.0102	V3703.0102	V3103.0102	V3020.0102	V2801.0102	V3609.0102	V3317.0X02
	Yıldızpen 6000S	13		V2504.0102	V2202.0102	V3210.0102	V3410.0102	V3603.0102	V3003.0102	V3020.0102	V2701.0102	V3609.0102	V3217.0X02
	Vinka 7000S			V2504.0102	V2202.0102	V3210.0102	V3410.0102	V3603.0102	V3003.0102	V3020.0102	V2701.0102	V3609.0102	V3217.0X02

Striker List

Window Set (Timber & Aluminium)









Profile	Profile Series	Aks	Material	 Strikers	 T&T Striker Vertical	 T&T Striker Horizontal	 Security Cam Striker	 Ventilation Strikers	 Shootbolt Striker	 Adjustable Shootbolt Striker	 Hatalı Kullanım Emniyet Striker	 Adjustable Ventilation Striker	 Tilt First Tilt Striker Plate
Timber	Euro-grove [7/8]	9	Timber	V.2607.0102	V.2307.0102	V.3307.0102	V.3507.0102		V.3107.0102	V.3020.0402	V.2807.0102		
									V.3107.0202	V.3020.0402			
Timber	Euro-flat [18mm]	9	Timber	V.2610.0102	V.2310.0102	V.3310.0102	V.3510.0102	V.3710.0302	V.3110.0102	V.3020.0402	V.2810.0102		
				V.2610.0202	V.2310.0202	V.3310.0202	V.3510.0202	V.3710.0402	V.3110.0202	V.3020.0402	V.2810.0202		
Timber	Euro-flat [24mm]	13	Timber	V.2517.0102		V.3217.0102		V.3605.0102		V.3020.0402	V.2706.0102		

Profile	Profile Series	Aks	Material	 Strikers	 Tilt Striker Plate	 Horizontal Tilt Striker Plate	 Security Cam Striker	 Ventilation Strikers	 Shootbolt Striker	 Adjustable Shootbolt Striker	 Mishandling Device Striker	 Adjustable Ventilation Striker	 Tilt First Tilt Striker Plate
Aluminium		9	Aluminium	V.2609.0102	V.2309.0102	V.3311.0102	V.3509.0102	V.3709.0202	V.3109.0102	V.3020.0402	V.2809.0102		
		13	Aluminium	V.2503.0102		V.3203.0102	V.3420.0102	V.3601.0302	V.3008.0102	V.3020.0402			

Striker List








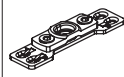
Door Set(PVC)



Profile	Series	Axis	Material								
Profile	Series	Axis	Material	Clips	Lockable Door Striker	Short Striker	Long Striker	Center Rotation	Hookbolt Striker	Magnetic Striker	Adjustable Shootbolt Striker
Adopen	Atlantik	13	PVC	V.7002.0102							
	Akdeniz			V.7002.0102	V.3815.0202	V.3801.0002	V.3801.0X02	V.1702.0202	V.3812.0002	V.3823.0X02	V.3020.0102
	70mm			V.7002.0302		V.3805.0002	V.3805.0X02	V.1702.0202	V.3812.0602	V.3825.0X02	V.3020.0102
	532 (Wintech)			V.7002.0102							
Akansupen	632 (Wintech)	13	PVC	V.7002.0102	V.3815.0202	V.3801.0002	V.3801.0X02	V.1702.0202	V.3812.0002	V.3823.0X02	V.3020.0102
	642 (Wintech)			V.7002.0102							
Akapen	Ekonomik	13	PVC	V.7002.0302		V.3805.0002	V.3805.0X02	V.1702.0202	V.3812.0602	V.3827.0X02	V.3020.0102
	58mm Lük			V.7002.0102							
Alphacan	Süper Vega	13	PVC	V.7002.0302		V.3805.0002	V.3805.0X02	V.1702.0202	V.3812.0602	V.3827.0X02	V.3020.0102
	Avantaj			V.7002.0302		V.3805.0002	V.3805.0X02	V.1702.0202	V.3812.0602	V.3827.0X02	V.3020.0102
	Vega			V.7002.0302		V.3805.0002	V.3805.0X02	V.1702.0202	V.3812.0602	V.3827.0X02	V.3020.0102
Alfapen	System MD	13	PVC								V.3020.0102
	System Master										
Aluplast	Armada	9	PVC			V.3802.0002	V.3802.0X02		V.3811.0002		V.3020.0102
	IDEAL 2000 AD 60	13	PVC	V.7002.0102	V.3815.0202	V.3801.0002	V.3801.0X02		V.3812.0002	V.3823.0X02	V.3020.0102
	IDEAL 4000 AD 70			V.7002.0102	V.3815.0202						
	IDEAL 5000 MD 70			V.7002.0102	V.3815.0202						
	IDEAL 6000 MD 80			V.7002.0102	V.3815.0202						
IDEAL 7000 AD 80	V.7002.0102			V.3815.0202							
Asaş	70mm AD	13	PVC			V.3805.0002	V.3805.0X02	V.1702.0202	V.3812.0602	V.3827.0X02	V.3020.0102
	6000 Süper	9	PVC								
5200 Bahar											
Bilkapen	6000 Hayat	13	PVC	V.7002.0102	V.3815.0202	V.3801.0002	V.3801.0X02	V.1702.0202	V.3812.0002	V.3823.0X02	V.3020.0102
	Maxi Royal			V.7002.0102	V.3815.0202	V.3801.0002	V.3801.0X02	V.1702.0202	V.3812.0002	V.3823.0X02	V.3020.0102
Birpen	Maxi Plus	13	PVC	V.7002.0102	V.3815.0202	V.3803.0002	V.3803.0X02		V.3812.0102	V.3825.0X02	V.3020.0102
	Klassis Serisi			V.7002.0102	V.3815.0202	V.3803.0002	V.3803.0X02		V.3812.0102	V.3825.0X02	V.3020.0102
	Klassis A Serisi			V.7002.0102	V.3815.0202	V.3803.0002	V.3803.0X02		V.3812.0102	V.3825.0X02	V.3020.0102
	Klass Serisi			V.7002.0102	V.3815.0202	V.3803.0002	V.3803.0X02		V.3812.0102	V.3825.0X02	V.3020.0102
	Klass A Serisi			V.7002.0102	V.3815.0202	V.3803.0002	V.3803.0X02		V.3812.0102	V.3825.0X02	V.3020.0102
	Altın Serisi			V.7002.0102	V.3815.0202	V.3803.0002	V.3803.0X02		V.3812.0102	V.3825.0X02	V.3020.0102
Blick	Platin 75 Serisi	13	PVC								
Brügman AD/MD		13	PVC	V.7002.0102	V.3815.0202	V.3801.0002	V.3801.0X02		V.3812.0002	V.3823.0X02	V.3020.0102
	73mm										
Decco	Cankarpen	13	PVC								V.3020.0102
	60mm	13	PVC	V.7002.0102	V.3815.0202	V.3801.0002	V.3801.0X02	V.1702.0202	V.3812.0002	V.3823.0X02	V.3020.0102
70mm	V.7002.0102			V.3815.0202	V.3807.0002	V.3807.0X02	V.1702.0202	V.3812.0302	V.3823.0X02	V.3020.0102	
Deceuninck		9	PVC			V.3845.0002	V.3845.0L02		V.3811.0902		V.3020.0102
							V.3845.0R02		V.3811.1002		V.3020.0102
		13	PVC	V.7002.0102		V.3844.0002	V.3844.0L02	V.1702.0202	V.3812.0902		V.3020.0102
				V.7002.0102			V.3844.0R02	V.1702.0202	V.3812.1002		V.3020.0102
Dimex		13	PVC	V.7002.0102							V.3020.0102
	Komfort 6.0			V.7002.0102							V.3020.0102
	Contour 7.0 AD			V.7002.0102							V.3020.0102
	Contour 7.0 MD			V.7002.0102							V.3020.0102
	Elegance 8.0 AD			V.7002.0102							V.3020.0102
Dino	Elegance 8.0 MD	9	PVC	V.7002.0102							V.3020.0102
	58mm										
Durupen		13	PVC	V.7002.0102	V.3815.0202	V.3801.0002	V.3801.0X02		V.3812.0002	V.3823.0X02	V.3020.0102

Striker List









Door Set (PVC)

Profile	Series	Axis	Material								
Profile	Series	Axis	Material	Clips	Lockable Door Striker	Short Striker	Long Striker	Center Rotation	Hookbolt Striker	Magnetic Striker	Adjustable Shootbolt Striker
Egepen	Zendow 70	13	PVC	V.7002.0102	V.3815.0202	V.3801.0002	V.3801.0X02	V.1702.0202	V.3812.0002	V.3823.0X02	V.3020.0102
	Everest Max	9		V.7001.0102	V.3815.0102			V.1702.0102			V.3020.0102
	Everest 8848			V.7001.0102	V.3815.0102			V.1702.0102			V.3020.0102
	Everest Image			V.7001.0102	V.3815.0102			V.1702.0102			V.3020.0102
Enderpen	Klasline 70	13	PVC	V.7002.0102	V.3815.0202	V.3801.0002	V.3801.0X02	V.1702.0202	V.3812.0002	V.3823.0X02	V.3020.0102
	Ultravizyonline			V.7002.0102	V.3815.0202	V.3801.0002	V.3801.0X02	V.1702.0202	V.3812.0002	V.3823.0X02	V.3020.0102
	Vizyonline 62			V.7002.0102	V.3815.0202	V.3801.0002	V.3801.0X02	V.1702.0202	V.3812.0002	V.3823.0X02	V.3020.0102
	Masterline 56			V.7002.0102	V.3815.0202	V.3801.0002	V.3801.0X02	V.1702.0202	V.3812.0002	V.3823.0X02	V.3020.0102
Erpen	Extraline 54	13	PVC	V.7002.0102	V.3815.0202	V.3801.0002	V.3801.0X02	V.1702.0202	V.3812.0002	V.3823.0X02	V.3020.0102
	Smartline 62			V.7002.0102	V.3815.0202	V.3801.0002	V.3801.0X02	V.1702.0202	V.3812.0002	V.3823.0X02	V.3020.0102
	Combiline 72			V.7002.0102	V.3815.0202	V.3801.0002	V.3801.0X02	V.1702.0202	V.3812.0002	V.3823.0X02	V.3020.0102
	Multiline 82			V.7002.0102	V.3815.0202	V.3801.0002	V.3801.0X02	V.1702.0202	V.3812.0002	V.3823.0X02	V.3020.0102
Euroline	S58 Comfort	13	PVC								V.3020.0102
	S60 Luxe										V.3020.0102
	S60 Deluxe										V.3020.0102
	S70 Deluxe										V.3020.0102
Europen	Dorlion Serisi 71	13	PVC	V.7002.0302	V.3815.0202	V.3805.0002	V.3805.0X02	V.1702.0202	V.3812.0602	V.3827.0X02	V.3020.0102
	Fiesta 53	9		V.7002.0302	V.3815.0202	V.3805.0002	V.3805.0X02	V.1702.0202	V.3812.0602	V.3827.0X02	V.3020.0102
	Elite Serisi 59										V.3020.0102
	Light Serisi 59										V.3020.0102
Firatpen	S 70	9	PVC	V.7001.0102	V.3815.0102			V.1702.0102			V.3020.0102
	S 75			V.7001.0102	V.3815.0102			V.1702.0102			V.3020.0102
	S 80			V.7001.0102	V.3815.0102			V.1702.0102			V.3020.0102
Filpen	Altın 60 Serisi	13	PVC	V.7002.0102	V.3815.0202	V.3801.0002	V.3801.0X02	V.1702.0202	V.3812.0002	V.3823.0X02	V.3020.0102
	Altın 70 Serisi			V.7002.0102	V.3815.0202	V.3801.0002	V.3801.0X02	V.1702.0202	V.3812.0002	V.3823.0X02	V.3020.0102
	Altın 80 Serisi			V.7002.0102	V.3815.0202	V.3801.0002	V.3801.0X02	V.1702.0202	V.3812.0002	V.3823.0X02	V.3020.0102
Flashpen	Diamond Serisi 70	13	PVC	V.7002.0102	V.3815.0202	V.3801.0002	V.3801.0X02	V.1702.0202	V.3812.0002	V.3823.0X02	V.3020.0102
	Altın Serisi 58			V.7002.0102	V.3815.0202	V.3801.0002	V.3801.0X02	V.1702.0202	V.3812.0002	V.3823.0X02	V.3020.0102
	Turquoise Serisi 58			V.7002.0102	V.3815.0202	V.3801.0002	V.3801.0X02	V.1702.0202	V.3812.0002	V.3823.0X02	V.3020.0102
Gealan	S 3000 IQ 62mm	13	PVC	V.7002.0102	V.3815.0202	V.3809.0002	V.3809.0X02	V.1702.0202	V.3812.0402	V.3833.0X02	V.3020.0102
	S 7000 IQ 74mm			V.7002.0102	V.3815.0202	V.3809.0002	V.3809.0X02	V.1702.0202	V.3812.0402	V.3833.0X02	V.3020.0102
	S 8000 IQ 74mm			V.7002.0102	V.3815.0202	V.3809.0002	V.3809.0X02	V.1702.0202	V.3812.0402	V.3833.0X02	V.3020.0102
Gruber	60mm	13	PVC	V.7002.0102	V.3815.0202	V.3807.0002	V.3807.0X02	V.1702.0202	V.3812.0302	V.3831.0X02	V.3020.0102
	70mm			V.7002.0102	V.3815.0202	V.3807.0002	V.3807.0X02	V.1702.0202	V.3812.0302	V.3831.0X02	V.3020.0102
Günelpen	Azalea	13	PVC	V.7002.0102	V.3815.0202	V.3801.0002	V.3801.0X02	V.1702.0202	V.3812.0002	V.3823.0X02	V.3020.0102
Inoutic (Thyssen)	AD I 60	13	PVC								V.3020.0102
	Elite-Arcade AD-MDI 71										V.3020.0102
	Prestige AD-MDI 76										V.3020.0102
İnterpen	İnterline	9	PVC	V.7001.0102	V.3815.0102	V.3802.0002	V.3802.0X02	V.1702.0102	V.3811.0002		V.3020.0102
	Artline			V.7001.0102	V.3815.0102	V.3802.0002	V.3802.0X02	V.1702.0102	V.3811.0002		V.3020.0102
Kalpen	K-6000 60	13	PVC								V.3020.0102
	K-9000 65	9									V.3020.0102
	K-1000 58										V.3020.0102
	K-1300 52										V.3020.0102

Striker List








Door Set (PVC)



Profile	Series	Axis	Material								
Profile	Series	Axis	Material	Clips	Lockable Door Striker	Short Striker	Long Striker	Center Rotation	Hookbolt Striker	Magnetic Striker	Adjustable Shootbolt Striker
Karpen	Bayındır 60	13	PVC	V.7002.0102	V.3815.0202	V.3801.0002	V.3801.0X02	V.1702.0202	V.3812.0002	V.3823.0X02	V.3020.0102
	Yağmur 60			V.7002.0102	V.3815.0202	V.3801.0002	V.3801.0X02	V.1702.0202	V.3812.0002	V.3823.0X02	V.3020.0102
	Kale 71			V.7002.0102	V.3815.0202	V.3801.0002	V.3801.0X02	V.1702.0202	V.3812.0002	V.3823.0X02	V.3020.0102
KBE	System 70	13	PVC	V.7002.0102	V.3815.0202	V.3801.0002	V.3801.0X02	V.1702.0202	V.3812.0002	V.3823.0X02	V.3020.0102
	System 70 MD	9		V.7002.0102	V.3815.0202	V.3801.0002	V.3801.0X02	V.1702.0202	V.3812.0002	V.3823.0X02	V.3020.0102
	58mm			V.7001.0102	V.3815.0102	V.3802.0002	V.3802.0X02	V.1702.0102	V.3811.0002		V.3020.0102
Kompen	Kom200 Süperline 58	9	PVC	V.7001.0102	V.3815.0102	V.3804.0002	V.3804.0X02	V.1702.0102	V.3811.0102		V.3020.0102
	Kom300 Megaline 58 MD	13		V.7001.0102	V.3815.0102	V.3804.0002	V.3804.0X02	V.1702.0102	V.3811.0102		V.3020.0102
	Kom500 Starline 47			V.7001.0102	V.3815.0102	V.3802.0002	V.3802.0X02	V.1702.0102	V.3811.0002		V.3020.0102
	Kom600 Thermoline 61			V.7002.0102	V.3815.0202	V.3801.0002	V.3801.0X02	V.1702.0202	V.3812.0002	V.3823.0X02	V.3020.0102
	Kom700 Primeline 61	9		V.7002.0102	V.3815.0202	V.3801.0002	V.3801.0X02		V.3812.0002	V.3823.0X02	V.3020.0102
	Kom900 Serisi 71			V.7002.0102	V.3815.0202	V.3801.0002	V.3801.0X02		V.3812.0002	V.3823.0X02	V.3020.0102
Kömerling	Classic AD 70	13	PVC	V.7002.0102	V.3815.0202	V.3801.0002	V.3801.0X02	V.1702.0202	V.3812.0002	V.3823.0X02	V.3020.0102
	Classic MD 70			V.7002.0102	V.3815.0202	V.3801.0002	V.3801.0X02	V.1702.0202	V.3812.0002	V.3823.0X02	V.3020.0102
	Elegance AD 70			V.7002.0102	V.3815.0202	V.3801.0002	V.3801.0X02	V.1702.0202	V.3812.0002	V.3823.0X02	V.3020.0102
	MD 80			V.7002.0102	V.3815.0202	V.3801.0002	V.3801.0X02	V.1702.0202	V.3812.0002	V.3823.0X02	V.3020.0102
	58mm			V.7002.0102	V.3815.0202	V.3801.0002	V.3801.0X02	V.1702.0202	V.3812.0002	V.3823.0X02	V.3020.0102
Laouman		9	PVC	V.7001.0102	V.3815.0102	V.3802.0002	V.3802.0X02		V.3811.0002		V.3020.0102
LB. Pr ofile	Compact 60 AD	13	PVC								V.3020.0102
	Contour 70 AD										
Meeth	60mm	9	Dolgu								V.3020.0102
Mywin	S-624 Serisi	13	PVC	V.7002.0102	V.3815.0202	V.3805.0002	V.3805.0X02	V.1702.0202	V.3812.0602	V.3827.0X02	V.3020.0102
	S-705 Serisi			V.7002.0102	V.3815.0202	V.3805.0002	V.3805.0X02	V.1702.0202	V.3812.0602	V.3827.0X02	V.3020.0102
Naturel	5400 Opal Seri 54	13	PVC	V.7002.0102	V.3815.0202	V.3801.0002	V.3801.0X02	V.1702.0202	V.3812.0002	V.3823.0X02	V.3020.0102
	6000 Truva Seri 60			V.7002.0102	V.3815.0202	V.3801.0002	V.3801.0X02	V.1702.0202	V.3812.0002	V.3823.0X02	V.3020.0102
	6400 Atlas Seri 60			V.7002.0102	V.3815.0202	V.3801.0002	V.3801.0X02	V.1702.0202	V.3812.0002	V.3823.0X02	V.3020.0102
	7000 Safir Seri 70			V.7002.0102	V.3815.0202	V.3801.0002	V.3801.0X02	V.1702.0202	V.3812.0002	V.3823.0X02	V.3020.0102
Öz enişpen	Elit	9	PVC	V.7001.0102	V.3815.0102	V.3802.0002	V.3802.0X02	V.1702.0102	V.3811.0002		V.3020.0102
	Light			V.7001.0102	V.3815.0102	V.3802.0002	V.3802.0X02	V.1702.0102	V.3811.0002		V.3020.0102
Pakpen	P2000 58	9	PVC	V.7001.0102	V.3815.0102	V.3804.0002	V.3804.0X02		V.3811.0102		V.3020.0102
	Universal 58 AD/MD	13		V.7001.0102	V.3815.0102	V.3804.0002	V.3804.0X02		V.3811.0102		V.3020.0102
	Optimal 72 MD			V.7002.0302	V.3815.0202	V.3805.0002	V.3805.0X02	V.1702.0202	V.3812.0602		V.3020.0102
	Rival 72			V.7002.0302	V.3815.0202	V.3805.0002	V.3805.0X02	V.1702.0202	V.3812.0602		V.3020.0102
	Global 60	9		V.7002.0302	V.3815.0202	V.3805.0002	V.3805.0X02	V.1702.0202	V.3812.0602		V.3020.0102
	Oval 58			V.7001.0102	V.3815.0102	V.3804.0002	V.3804.0X02		V.3811.0102		V.3020.0102
Parplast	PR-6032 Serisi	13	PVC	V.7002.0102	V.3815.0202	V.3801.0002	V.3801.0X02	V.1702.0202	V.3812.0002	V.3823.0X02	V.3020.0102
	PR-6042 Serisi			V.7002.0102	V.3815.0202	V.3801.0002	V.3801.0X02	V.1702.0202	V.3812.0002	V.3823.0X02	V.3020.0102
Penextra		9	PVC	V.7001.0102	V.3815.0102	V.3802.0002	V.3802.0X02	V.1702.0102	V.3811.0002		V.3020.0102
Pensa	Bonus 60	13	PVC	V.7002.0102	V.3815.0202	V.3801.0002	V.3801.0X02		V.3812.0002	V.3823.0X02	V.3020.0102
	Premier 65										V.3020.0102
	Sıla 60										V.3020.0102
	Sıla 50										V.3020.0102
	Ultra 70			V.7002.0102	V.3815.0202	V.3801.0002	V.3801.0X02		V.3812.0002	V.3823.0X02	V.3020.0102
	Avantaj 50			V.7002.0102	V.3815.0202	V.3801.0002	V.3801.0X02		V.3812.0002	V.3823.0X02	V.3020.0102
	Lux 60			V.7002.0102	V.3815.0202						V.3020.0102
	Deluxe 60			V.7002.0102	V.3815.0202	V.3801.0002	V.3801.0X02		V.3812.0002	V.3823.0X02	V.3020.0102

Striker List









Door Set (PVC)

										
Profile	Profile Series	Aks	Material	Clips	Striker	Short Striker	Long Striker	Center Rotation	Hookbolt Striker	Adjustable Shootbolt Striker
Pentec	Time 6004 60	9	PVC	V.7001.0102	V.3815.0102	V.3802.0002	V.3802.0X02	V.1702.0102	V.3811.0002	V.3020.0102
Pentime	60mm	13	PVC	V.7002.0102	V.3815.0202	V.3801.0002	V.3801.0X02	V.1702.0202	V.3812.0002	V.3020.0102
Pimapen	S-7500 Fantasia AD/MD	13	PVC	V.7002.0102	V.3815.0102	V.3801.0002	V.3801.0X02	V.1702.0202	V.3812.0002	V.3020.0102
	S-7000 Maximus			V.7002.0102	V.3815.0102	V.3801.0002	V.3801.0X02	V.1702.0202	V.3812.0002	V.3020.0102
	S-7000 Horizon			V.7002.0102	V.3815.0102	V.3801.0002	V.3801.0X02	V.1702.0202	V.3812.0002	V.3020.0102
	S-6000 Quadro			V.7002.0102	V.3815.0102	V.3801.0002	V.3801.0X02	V.1702.0202	V.3812.0002	V.3020.0102
Pimaş (DWT)	5400	13	PVC							V.3020.0102
	6000			V.7002.0102	V.3815.0202	V.3801.0002	V.3801.0X02	V.1702.0202	V.3812.0002	V.3020.0102
Plafen	60mm	13	PVC	V.7002.0102	V.3815.0202	V.3801.0002	V.3801.0X02	V.1702.0202	V.3812.0002	V.3020.0102
Plasco		13	PVC	V.7002.0102	V.3815.0202					V.3020.0102
Plaspen	P 80 Serisi	13	PVC							V.3020.0102
	P750 Serisi									V.3020.0102
	P433 Serisi	9	V.7001.0102	V.3815.0102	V.3802.0002	V.3802.0X02		V.3811.0002	V.3020.0102	
	P430 Serisi		V.7001.0102	V.3815.0102	V.3802.0002	V.3802.0X02		V.3811.0002	V.3020.0102	
Plastline	Seri A3	13	PVC	V.7002.0102	V.3815.0202	V.3801.0002	V.3801.0X02		V.3812.0002	V.3020.0102
	Seri A4			V.7002.0102	V.3815.0202	V.3801.0002	V.3801.0X02		V.3812.0002	V.3020.0102
	Seri A5			V.7002.0102	V.3815.0202	V.3801.0002	V.3801.0X02		V.3812.0002	V.3020.0102
Plaswin	PW 60mm	13	PVC	V.7002.0102						V.3020.0102
	PW 70mm									V.3020.0102
Polipen	P603A	13	PVC	V.7002.0102	V.3815.0202	V.3801.0002	V.3801.0X02	V.1702.0202	V.3812.0002	V.3020.0102
	P603E			V.7002.0102	V.3815.0202	V.3801.0002	V.3801.0X02	V.1702.0202	V.3812.0002	V.3020.0102
	P604A			V.7002.0102	V.3815.0202	V.3801.0002	V.3801.0X02	V.1702.0202	V.3812.0002	V.3020.0102
	P604E			V.7002.0102	V.3815.0202	V.3801.0002	V.3801.0X02	V.1702.0202	V.3812.0002	V.3020.0102
	P7060			V.7002.0102	V.3815.0202	V.3801.0002	V.3801.0X02	V.1702.0202	V.3812.0002	V.3020.0102
Profeles	60mm	9	PVC	V.7001.0102	V.3815.0102	V.3802.0002	V.3802.0X02		V.3811.0002	V.3020.0102
Prokal	58mm	13	PVC							V.3020.0102
	70mm									V.3020.0102
Proline	PRO6004 - PRO7005	13	PVC	V.7002.0102	V.3815.0202	V.3801.0002	V.3801.0X02		V.3812.0002	V.3020.0102
Propen	PRO 60mm	13	PVC	V.7002.0102	V.3815.0202	V.3801.0002	V.3801.0X02		V.3812.0002	V.3020.0102
	PRO 70mm			V.7002.0102	V.3815.0202	V.3801.0002	V.3801.0X02		V.3812.0002	V.3020.0102
	PRO 80mm			V.7002.0102	V.3815.0202	V.3801.0002	V.3801.0X02		V.3812.0002	V.3020.0102
Ramplast	Eco Classic 60 MD	9	PVC	V.7001.0102	V.3815.0102	V.3802.0002	V.3802.0X02	V.1702.0102	V.3811.0002	V.3020.0102
	Eco Therm 60 AD			V.7001.0102	V.3815.0102	V.3802.0002	V.3802.0X02	V.1702.0102	V.3811.0002	V.3020.0102
Rehau	Brillant-Design AD 70	13	PVC	V.7002.0102	V.3815.0202	V.3801.0002	V.3801.0X02		V.3812.0002	V.3020.0102
	Basic-Design AD 60			V.7002.0102	V.3815.0202	V.3801.0002	V.3801.0X02		V.3812.0002	V.3020.0102
	Thermo-Design			V.7002.0102	V.3815.0202	V.3801.0002	V.3801.0X02		V.3812.0002	V.3020.0102
Resman	RS 6000	13	PVC	V.7002.0102	V.3815.0202	V.3801.0002	V.3801.0X02	V.1702.0202	V.3812.0002	V.3020.0102
Roplasto	6002 AD	13	PVC	V.7002.0102	V.3815.0202	V.3801.0002	V.3801.0X02	V.1702.0202	V.3812.0002	V.3020.0102
	7001 AD			V.7002.0102	V.3815.0202	V.3801.0002	V.3801.0X02	V.1702.0202	V.3812.0002	V.3020.0102
RothoPlast	Rotho58	13	PVC	V.7002.0102	V.3815.0202	V.3801.0002	V.3801.0X02		V.3812.0002	V.3020.0102
	Rotho60			V.7002.0102	V.3815.0202	V.3801.0002	V.3801.0X02		V.3812.0002	V.3020.0102
	Rotho70			V.7002.0102	V.3815.0202	V.3801.0002	V.3801.0X02		V.3812.0002	V.3020.0102
	Rotho70 S MD			V.7002.0102	V.3815.0202	V.3801.0002	V.3801.0X02		V.3812.0002	V.3020.0102
Salamander	2D 60mm	13	PVC	V.7002.0202	V.3814.0L02					V.3020.0102
	3D 76mm			V.7002.0202	V.3814.0R02 V.3814.0002 V.3814.0102					V.3020.0102
Saraypen	S600	13	PVC							V.3020.0102
	S360									V.3020.0102
	S460									V.3020.0102
	S7000 Premium									V.3020.0102
Schönline	Ecoline 60	13	PVC	V.7002.0102	V.3815.0202	V.3801.0002	V.3801.0X02	V.1702.0202	V.3812.0002	V.3020.0102
	Line 60			V.7002.0102	V.3815.0202	V.3801.0002	V.3801.0X02	V.1702.0202	V.3812.0002	V.3020.0102
	Line 70			V.7002.0102	V.3815.0202	V.3801.0002	V.3801.0X02	V.1702.0202	V.3812.0002	V.3020.0102

Striker List








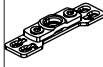

Door Set (PVC)









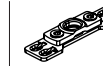



Profile	Series	Axis	Material								
				Clips	Lockable Door Striker	Short Striker	Long Striker	Center Rotation	Hookbolt Striker	Magnetic Striker	Adjustable Shootbolt Striker
Schüco	COrona SI 82	13	PVC	V.7002.0102	V.3815.0202	V.3801.0002	V.3801.0X02		V.3812.0002	V.3823.0X02	V.3020.0102
	COrona CT 70 Ca a			V.7002.0102	V.3815.0202	V.3801.0002	V.3801.0X02		V.3812.0002	V.3823.0X02	V.3020.0102
	COrona CT 70 Rondo			V.7002.0102	V.3815.0202	V.3801.0002	V.3801.0X02		V.3812.0002	V.3823.0X02	V.3020.0102
	COrona CT 70 Classic			V.7002.0102	V.3815.0202	V.3801.0002	V.3801.0X02		V.3812.0002	V.3823.0X02	V.3020.0102
	COrona CT 70 MD			V.7002.0102	V.3815.0202	V.3801.0002	V.3801.0X02		V.3812.0002	V.3823.0X02	V.3020.0102
	COrona AS 60			V.7002.0102	V.3815.0202	V.3801.0002	V.3801.0X02		V.3812.0002	V.3823.0X02	V.3020.0102
Seçpen	Ultra 58	9	PVC	V.7001.0102	V.3815.0102	V.3802.0002	V.3802.0X02	V.1702.0102	V.3811.0002		V.3020.0102
	Firstline 70	13									V.3020.0102
Spectus	Elite 70	13	PVC	V.7002.0102	V.3815.0202	V.3801.0002	V.3801.0X02	V.1702.0202	V.3812.0002	V.3823.0X02	V.3020.0102
	Elite 63			V.7002.0102	V.3815.0202	V.3801.0002	V.3801.0X02	V.1702.0202	V.3812.0002	V.3823.0X02	V.3020.0102
Taurus	Best 58	13	PVC	V.7002.0102	V.3815.0202	V.3801.0002	V.3801.0X02	V.1702.0202	V.3812.0002	V.3823.0X02	V.3020.0102
	Elit 58			V.7002.0102	V.3815.0202	V.3801.0002	V.3801.0X02	V.1702.0202	V.3812.0002	V.3823.0X02	V.3020.0102
	Gümüş 60			V.7002.0102	V.3815.0202	V.3801.0002	V.3801.0X02	V.1702.0202	V.3812.0002	V.3823.0X02	V.3020.0102
Platinum 70	V.7002.0102	V.3815.0202	V.3801.0002	V.3801.0X02	V.1702.0202	V.3812.0002	V.3823.0X02	V.3020.0102			
Teknocom		13	PVC	V.7002.0102		V.3805.0002	V.3805.0X02		V.3812.0202	V.3827.0X02	V.3020.0102
Tekno Plast	Megatec	13	PVC	V.7002.0102	V.3815.0202	V.3801.0002	V.3801.0X02		V.3812.0002	V.3823.0X02	V.3020.0102
	Startec			V.7002.0102	V.3815.0202	V.3801.0002	V.3801.0X02		V.3812.0002	V.3823.0X02	V.3020.0102
	Süpertec			V.7002.0102	V.3815.0202	V.3801.0002	V.3801.0X02		V.3812.0002	V.3823.0X02	V.3020.0102
Trocal	Comfort 4S 62	13	PVC								V.3020.0102
	Comfort 1B 62			V.7002.0102	V.3815.0202	V.3801.0002	V.3801.0X02		V.3812.0002	V.3823.0X02	V.3020.0102
	Innonova A5 70 AD			V.7002.0102	V.3815.0202	V.3801.0002	V.3801.0X02		V.3812.0002	V.3823.0X02	V.3020.0102
	Innonova A5 70 MD			V.7002.0102	V.3815.0202	V.3801.0002	V.3801.0X02		V.3812.0002	V.3823.0X02	V.3020.0102
Ufukpen		9	PVC	V.7001.0102	V.3815.0102	V.3802.0002	V.3802.0X02	V.1702.0102	V.3811.0002		V.3020.0102
Uniplast	Echoliun 60	13	PVC	V.7002.0102	V.3815.0202						V.3020.0102
	Mondial 60			V.7002.0102	V.3815.0202						V.3020.0102
	Premium 70			V.7002.0102	V.3815.0202						V.3020.0102
Veka	Softline AD 9	9	PVC	V.7001.0102	V.3815.0102	V.3802.0002	V.3802.0X02		V.3811.0002		V.3020.0102
	Softline AD 58	13		V.7002.0102	V.3815.0202	V.3801.0002	V.3801.0X02		V.3812.0002	V.3823.0X02	V.3020.0102
	Topline AD 70			V.7002.0102	V.3815.0202	V.3801.0002	V.3801.0X02		V.3812.0002	V.3823.0X02	V.3020.0102
	Softline AD 70			V.7002.0102	V.3815.0202	V.3801.0002	V.3801.0X02		V.3812.0002	V.3823.0X02	V.3020.0102
Veratec	60mmAD/MD	9	PVC	V.7001.0102	V.3815.0102	V.3802.0002	V.3802.0X02	V.1702.0102	V.3811.0002		V.3020.0102
Winapex	Apex 6003	13	PVC	V.7002.0102	V.3815.0202	V.3801.0002	V.3801.0X02		V.3812.0002	V.3823.0X02	V.3020.0102
	Apex 6004			V.7002.0102	V.3815.0202	V.3801.0002	V.3801.0X02		V.3812.0002	V.3823.0X02	V.3020.0102
	Apex 7505			V.7002.0102	V.3815.0202	V.3801.0002	V.3801.0X02		V.3812.0002	V.3823.0X02	V.3020.0102
Winder		9	PVC	V.7001.0102	V.3815.0102	V.3802.0002	V.3802.0X02	V.1702.0102	V.3811.0002		V.3020.0102
	ER 70mm	13	PVC	V.7002.0102	V.3815.0202	V.3801.0002	V.3801.0X02		V.3812.0002	V.3823.0X02	V.3020.0102
Windoline	İnci Ekonomik Seri 60	13	PVC	V.7002.0102	V.3815.0202						V.3020.0102
	İnci 6300 Seri			V.7002.0102	V.3815.0202						V.3020.0102
	İnci 6400 Seri			V.7002.0102	V.3815.0202						V.3020.0102
	İnci 7500 Seri			V.7002.0102	V.3815.0202						V.3020.0102
Winopen [Adopen]		13	PVC	V.7002.0102	V.3815.0202	V.3801.0002	V.3801.0X02		V.3812.0002	V.3823.0X02	V.3020.0102
Winplast	Win Serisi 59	9	PVC								V.3020.0102
Winsa	Dorada 70	13	PVC	V.7002.0102	V.3815.0202	V.3801.0002	V.3801.0X02	V.1702.0202	V.3812.0002	V.3823.0X02	V.3020.0102
	Safir 70			V.7002.0102	V.3815.0202	V.3801.0002	V.3801.0X02	V.1702.0202	V.3812.0002	V.3823.0X02	V.3020.0102
	Carina 60			V.7002.0102	V.3815.0202	V.3801.0002	V.3801.0X02	V.1702.0202	V.3812.0002	V.3823.0X02	V.3020.0102
	Ultraline 60			V.7002.0102	V.3815.0202	V.3803.0002	V.3803.0X02		V.3812.0102	V.3825.0X02	V.3020.0102
Winstar	Venedik 60	13	PVC	V.7002.0302	V.3815.0202	V.3805.0002	V.3805.0X02	V.1702.0202	V.3812.0602	V.3827.0X02	V.3020.0102
	Okyanus 70			V.7002.0302	V.3815.0202	V.3805.0002	V.3805.0X02	V.1702.0202	V.3812.0602	V.3827.0X02	V.3020.0102
	Ege 60			V.7002.0302	V.3815.0202	V.3805.0002	V.3805.0X02	V.1702.0202	V.3812.0602	V.3827.0X02	V.3020.0102
	Napolyon 60			V.7002.0302	V.3815.0202	V.3805.0002	V.3805.0X02	V.1702.0202	V.3812.0602	V.3827.0X02	V.3020.0102
Worldpen	6000 Serisi	13	PVC	V.7002.0102	V.3815.0202	V.3801.0002	V.3801.0X02	V.1702.0202	V.3812.0002	V.3823.0X02	V.3020.0102
	7000 Serisi			V.7002.0102	V.3815.0202	V.3801.0002	V.3801.0X02	V.1702.0202	V.3812.0002	V.3823.0X02	V.3020.0102
Yelpen	Smart 61	9	PVC	V.7001.0102	V.3815.0102	V.3802.0002	V.3802.0X02	V.1702.0102	V.3811.0002		V.3020.0102
	Unique 61			V.7001.0102	V.3815.0102	V.3802.0002	V.3802.0X02	V.1702.0102	V.3811.0002		V.3020.0102
	Esthetic 61										V.3020.0102
Yıldızpen = Vinka	Yıldızpen 6000	9	PVC								V.3020.0102
	Yıldızpen 6000S	13									V.3020.0102
	Vinka 7000S										V.3020.0102

Striker List

Door Set (Timber & Aluminium)

											
Profile Series	Aks	Material	Clips	Striker	Short Striker	Long Striker	Center Rotation	Hookbolt Striker	Magnetic KilitStriker	Adjustable Shootbolt Striker	PS-0 Horizontal Application Locking Striker
Euro-grove (7/8)	9	Timber	V.7002.0202			V.3806.0102			V.3823.0X02	V.3020.0202	
Euro-flat (18mm)	9	Timber	V.7001.1002			V.3806.0202	V.1710.0102		V.3823.0X02	V.3020.0202	
Euro-flat (20mm)		Timber	V.7001.2002			V.3806.0202	V.1710.0202		V.3823.0X02	V.3020.0202	V.4604.0202
Euro-flat (24mm)	13	Timber							V.3823.0X02	V.3020.0202	

												
Profile Series	Aks	Material	Clips	Striker	Short Striker	Long Striker	Roller Latch Long Striker	Center Rotation	Hookbolt Striker	Magnetic Lock Striker	Adjustable Shootbolt Striker	PS-0 Horizontal Application Locking Striker
	9	Aluminium			V.3841.0002	V.3841.0X02	V.3843.0X02	V.1702.0103	V.3811.0702	V.3823.0X02	V.3020.0202	
	13	Aluminium	V.7002.0502		V.3840.0002	V.3840.0X02	V.3842.0X02	V.1702.0502	V.3812.0702	V.3823.0X02	V.3020.0202	
		Aluminium	V.7002.0502							V.3823.0X02	V.3020.0202	V.4604.0202

Certificates



TÜRK STANDARDLARI ENSTİTÜSÜ
TÜRK STANDARDLARINA UYGUNLUK BELGESİ
TURKISH STANDARDS INSTITUTION
CERTIFICATE OF CONFORMITY TO TURKISH STANDARDS

Markanın Tanımı Description of the Mark
TSE veya or  veya or **T S E**

BELGE NUMARASI REFERENCE NUMBER OF LICENCE	011207-TSE-01/02
BELGENİN İLK VERİLİŞ TARİHİ DATE OF FIRST ISSUE OF LICENCE	25.07.2008
BELGENİN SON GEÇERLİLİK TARİHİ LICENCE VALID UNTIL	11.07.2021
BELGE SAHİBİ KURULUŞUN ADI NAME OF THE LICENCE HOLDER	İLERİ PENCERE KAPI SİSTEMLERİ SANAYİ VE TİCARET ANONİM ŞİRKETİ
BELGE SAHİBİ KURULUŞUN ADRESİ ADDRESS OF THE LICENCE HOLDER	ÖMERLİ MAH/SEMT HAKKI İLERİ CAD. NO:72 /1 ARNAVUTKÖY İSTANBUL/TÜRKİYE
ÜRETİM YERİ ADI NAME OF THE MANUFACTURING PLACE	İLERİ PENCERE KAPI SİSTEMLERİ SANAYİ VE TİCARET A.Ş
ÜRETİM YERİ ADRESİ ADDRESS OF THE MANUFACTURING PLACE	HADIMKÖY ATATÜRK SANAYİ BÖLGESİ ÖMERLİ MAH.HAKKI İLERİ CAD.NO:72 ARNAVUTKÖY İSTANBUL / TÜRKİYE
İPTAL EDİLEN BELGE NUMARASI (Varsa) INDICATION OF SUPERSEDED LICENCE (if any)	011207-TSE-01/01
TESCİLLİ TİCARİ MARKASI REGISTERED TRADE MARK	VORNE+ŞEKİL
İLGİLİ TÜRK STANDARDI RELATED TURKISH STANDARD	TS EN 13126-1 / 27.12.2012 -- TS EN 13126-8 / 19.11.2018
BELGE KAPSAMI SCOPE OF LICENCE	<ul style="list-style-type: none"> • BİNA HIRDAVATI-PENCERELER VE CAMLI DIŞ KAPILAR İÇİN DEVİRMELİ VE DÖNDÜRMELİ (TEK VE ÇİFT AÇILIMLI İSPANYOLETLER) - DAYANIKLILIK: KALİTE 4(15000 ÇEVİRİM), KÜTLE: 100 KG, YANGINA DAYANIM: KALİTE 0,KULLANIMDA GÜVENLİK: KALİTE 1,KOROZYONA DİRENÇ: SINIF 3, EMNİYET: -, UYGULANDIĞI BÖLÜM: SINIF 8, KANAT GENİŞLİĞİ 1300 mm, KANAT YÜKSEKLİĞİ 1200 mm

e-İmzalı/e-signed

11.06.2020

Belgelendirme Merkezi Başkanı Adına
 AHMET NURSİ KARTAL

TSE İSTANBUL BELGELENDİRME MÜDÜRÜ

*Bu belge, belgelendirilen ürünün, üretim yerinin Enstitümüzün belirlediği şartları karşıladığını da gösterir.

*Bu belge, hiç bir suretle tahfif edilemez, kısmen veya okunmasını zorlaştıracak şekilde çoğaltılamaz, kâzını ve sınıtını yapılamaz.

*TSE İSTANBUL BELGELENDİRME MÜDÜRLÜĞÜ * Adres: Çayirova Tren İstasyonu Yanı ÇAYIROVA/KİESZE * Telefon: 2627231273* Faks: 2627231606

*TSE BELGELENDİRME MERKEZ BAŞKANLIĞI Adres: Necatibey Cad. No 112 06100 Bakanlıklar/ANKARA – Telefon: 0 312 416 64 81 / 416 64 27, Faks: 0 312 416 66 17 E-posta: bmb@tse.org.tr , web : www.tse.org.tr

<https://evrakkontrol.tse.org.tr/BelgeDogrulama.aspx?p=vrfo1k9y> adresinden belgenin doğruluğunu ve geçerliliğini sorgulayınız.



1 / 1



Markanın Tanımı Description of the Mark
TSE veya or TSE veya or T S E

BELGE NUMARASI REFERENCE NUMBER OF LICENCE	011207-TSE-04/01
BELGENİN İLK VERİLİŞ TARİHİ DATE OF FIRST ISSUE OF LICENCE	03.11.2014
BELGENİN SON GEÇERLİLİK TARİHİ LICENCE VALID UNTIL	03.11.2021
BELGE SAHİBİ KURULUŞUN ADI NAME OF THE LICENCE HOLDER	İLERİ PENCERE KAPI SİSTEMLERİ SANAYİ VE TİCARET ANONİM ŞİRKETİ
BELGE SAHİBİ KURULUŞUN ADRESİ ADDRESS OF THE LICENCE HOLDER	ÖMERLİ MAH/SEMT HAKKI İLERİ CAD. NO:72 /1 ARNAVUTKÖY İSTANBUL/TÜRKİYE
ÜRETİM YERİ ADI NAME OF THE MANUFACTURING PLACE	İLERİ PENCERE KAPI SİSTEMLERİ SANAYİ VE TİCARET A.Ş
ÜRETİM YERİ ADRESİ ADDRESS OF THE MANUFACTURING PLACE	HADIMKÖY ATATÜRK SANAYİ BÖLGESİ ÖMERLİ MAH.HAKKI İLERİ CAD.NO:72 ARNAVUTKÖY İSTANBUL / TÜRKİYE
İPTAL EDİLEN BELGE NUMARASI (Varsa) INDICATION OF SUPERSEDED LICENCE (if any)	14.0.30.4.34.00/TSE-66298
TESCİLLİ TİCARİ MARKASI REGISTERED TRADE MARK	varme
İLGİLİ TÜRK STANDARDI RELATED TURKISH STANDARD	TS EN 13126-1 / 27.12.2012
BELGE KAPSAMI SCOPE OF LICENCE	<p>•GEÇME ÖZELLİĞİ OLMAYAN, ÇİFT AÇILIR PENCERE KOLLARI</p> <p>-ALÜMİNYUM MALZEMEDEN MAMUL</p> <p>Kullanım Kategorisi: Kalite Sınıfı 1</p> <p>Dayanıklılık : Kalite Sınıfı 3/180</p> <p>Yangın Emniyeti: Kalite Sınıfı 0</p> <p>Kullanımda Güvenlik: Kalite Sınıfı 1</p> <p>Korozyon Direnç: Kalite Sınıfı 2</p> <p>Güvenlik: Kalite Sınıfı 1</p> <p>Uygulama : Kalite Sınıfı 3/C1</p>

e-imzalı/e-signed

24.11.2020

Belgelendirme Merkezi Başkanı Adına
AHMET NURSI KARTAL

TSE İSTANBUL BELGELENDİRME MÜDÜRÜ

*Bu belge, belgelendirilen ürünün, üretim yerinin Enstitümüzün belirlediği şartları karşıladığını da gösterir.
*Bu belge, hiç bir suretle tahrif edilemez, kopya veya okunmasını zorlaştıracak şekilde çoğaltılamaz, kızırtı ve silinti yapılamaz.
*TSE İSTANBUL BELGELENDİRME MÜDÜRLÜĞÜ * Adres: Çayyova Tren İstasyonu Yanı ÇAYIROVAĞEÇEZE * Telefon: 2627231273* Faks: 2627231606
*TSE BELGELENDİRME MERKEZ BAŞKANLIĞI; Adres: Necatibey Cad. No:112 06100 Bakanlıklar/ANKARA – Telefon: 0 312 416 64 81 / 416 64 27, Faks:0 312 416 66 17 E-posta: bmb@tse.org.tr , web : www.tse.org.tr

<https://evrakkontrol.tse.org.tr/BelgeDogrulama.aspx?p=xsltrvc> adresinden belgenin doğruluğunu ve geçerliliğini sorgulayınız.



1 / 1



TÜRK STANDARDLARI ENSTİTÜSÜ
TÜRK STANDARDLARINA UYGUNLUK BELGESİ
TURKISH STANDARDS INSTITUTION
CERTIFICATE OF CONFORMITY TO TURKISH STANDARDS

Markanın Tanımı Description of the Mark
TSE veya/ort  veya/ort **T S E**

BELGE NUMARASI REFERENCE NUMBER OF LICENCE	011207-TSE-04/01
BELGENİN İLK VERİLİŞ TARİHİ DATE OF FIRST ISSUE OF LICENCE	03.11.2014
BELGENİN SON GEÇERLİLİK TARİHİ LICENCE VALID UNTIL	03.11.2021
BELGE SAHİBİ KURULUŞUN ADI NAME OF THE LICENCE HOLDER	İLERİ PENCERE KAPI SİSTEMLERİ SANAYİ VE TİCARET ANONİM ŞİRKETİ
BELGE SAHİBİ KURULUŞUN ADRESİ ADDRESS OF THE LICENCE HOLDER	ÖMERLİ MAH/SEMT HAKKI İLERİ CAD. NO:72 /1 ARNAVUTKÖY İSTANBUL/TÜRKİYE
ÜRETİM YERİ ADI NAME OF THE MANUFACTURING PLACE	İLERİ PENCERE KAPI SİSTEMLERİ SANAYİ VE TİCARET A.Ş
ÜRETİM YERİ ADRESİ ADDRESS OF THE MANUFACTURING PLACE	HADIMKÖY ATATÜRK SANAYİ BÖLGESİ ÖMERLİ MAH.HAKKI İLERİ CAD.NO:72 ARNAVUTKÖY İSTANBUL / TÜRKİYE
İPTAL EDİLEN BELGE NUMARASI (Varsa) INDICATION OF SUPERSEDED LICENCE (if any)	14.0.30.4.34.00/TSE-66298
TESCİLLİ TİCARİ MARKASI REGISTERED TRADE MARK	varme
İLGİLİ TÜRK STANDARDI RELATED TURKISH STANDARD	TS EN 13126-1 / 27.12.2012
BELGE KAPSAMI SCOPE OF LICENCE	<p>•GEÇME ÖZELLİĞİ OLMAYAN, ÇİFT AÇILIR PENCERE KOLLARI -ALÜMİNYUM MALZEMEDEN MAMUL Kullanım Kategorisi: Kalite Sınıfı 1 Dayanıklılık : Kalite Sınıfı 3/180 Yangın Emniyeti: Kalite Sınıfı 0 Kullanımda Güvenlik: Kalite Sınıfı 1 Korozyon Direnç: Kalite Sınıfı 2 Güvenlik: Kalite Sınıfı 1 Uygulama : Kalite Sınıfı 3/C1</p>

e-İmzalı/e-signed

24.11.2020

Belgelendirme Merkezi Başkanı Adına
 AHMET NURSI KARTAL


TSE İSTANBUL BELGELENDİRME MÜDÜRÜ

*Bu belge, belgelendirilen ürünün, üretim yerinin Enstitümüzün belirlediği şartları karşıladığını da gösterir.
 *Bu belge, hiç bir suretle tahrih edilemez, kışın veya okunmasını zorlaştıracak şekilde çoğaltılamaz, kopya ve silinti yapılamaz.
 *TSE İSTANBUL BELGELENDİRME MÜDÜRLÜĞÜ * Adres: Çayyova Tren İstasyonu Yanı ÇAYIROVA/GEZİRE - Telefon: 262 723 1273* Faks: 262 723 1606
 *TSE BELGELENDİRME MERKEZ BAŞKANLIĞI: Adres: Necatibey Cad. No:112 06100 Bakanlıklar/ANKARA – Telefon: 0 312 416 64 81 / 416 64 27, Faks:0 312 416 66 17 E-posta: bmb@tse.org.tr , web : www.tse.org.tr

<https://evrakkontrol.tse.org.tr/BelgeDogrulama.aspx?p=xlsrlvc> adresinden belgenin doğruluğunu ve geçerliliğini sorgulayınız.



1 / 1



TÜRK STANDARDLARI ENSTİTÜSÜ
TÜRK STANDARDLARINA UYGUNLUK BELGESİ
TURKISH STANDARDS INSTITUTION
CERTIFICATE OF CONFORMITY TO TURKISH STANDARDS

Markanın Tanımı Description of the Mark
TSE veya/ör  veya/ör T S E

BELGE NUMARASI REFERENCE NUMBER OF LICENCE	011207-TSE-06/01
BELGENİN İLK VERİLİŞ TARİHİ DATE OF FIRST ISSUE OF LICENCE	25.11.2015
BELGENİN SON GEÇERLİLİK TARİHİ LICENCE VALID UNTIL	25.11.2020
BELGE SAHİBİ KURULUŞUN ADI NAME OF THE LICENCE HOLDER	İLERİ PENCERE KAPI SİSTEMLERİ SANAYİ VE TİCARET ANONİM ŞİRKETİ
BELGE SAHİBİ KURULUŞUN ADRESİ ADDRESS OF THE LICENCE HOLDER	ÖMERLİ MAH/SEMT HAKKI İLERİ CAD. NO:72 /1 ARNAVUTKÖY İSTANBUL/TÜRKİYE
ÜRETİM YERİ ADI NAME OF THE MANUFACTURING PLACE	KAYAPEN PLASTİK SANAYİ VE TİCARET LİMİTED ŞİRKETİ
ÜRETİM YERİ ADRESİ ADDRESS OF THE MANUFACTURING PLACE	ORGANİZE SANAYİ BÖLGESİ CAMİKEBİR MAH. SAKARYA CAD. TÜTÜNCÜ SOK. NO:7 SİNOP / TÜRKİYE
İPTAL EDİLEN BELGE NUMARASI (Varsa) INDICATION OF SUPERSEDED LICENCE (if any)	14.0.30.4.55.00/TSE-64103
TESCİLLİ TİCARİ MARKASI REGISTERED TRADE MARK	orne
İLGİLİ TÜRK STANDARDI RELATED TURKISH STANDARD	TS EN 1906 / 10.04.2013
BELGE KAPSAMI SCOPE OF LICENCE	KAPI KOLLARI - KULLANIM KATEGORİSİ: KALİTE 3 - DAYANIKLILIK SINIFI: KALİTE 6 - KAPI KÜTLESİ : — - YANGINA DAYANIM: KALİTE 0 - EMNİYET: KALİTE 0 - KOROZYON DİRENCİ SINIFI: KALİTE 3 - GÜVENLİK: KALİTE 0 - ÇALIŞMA ŞEKLİ(YAY TAKVİYELİ DONANIM): TİP A

e-imzalı/e-signed

10.10.2019

Belgelendirme Merkezi Başkanı Adına
EROL KAYGI

SAMSUN BELGELENDİRME MÜDÜRÜ

*Bu belge, belgelendirilen ürünün, üretim yerinin Enstitümüzün belirlediği şartları karşıladığını da gösterir.
*Bu belge, hiç bir suretle tahrif edilemez, kısmen veya eksiklerini zorlaştıracak şekilde çoğaltılamaz, kopya ve silinti yapılamaz.
*TSE SAMSUN BELGELENDİRME MÜDÜRLÜĞÜ * Adres: Organize Sanayi Bölgesi Erdoğan Cebece Bulvarı Sosyal Tesisler Alanı Kutlukent SAMSUN * Telefon: 0-362-266 40 22 Santral:
0-362-266 40 20 - 21* Faks: 0-362-266 40 23
*TSE BELGELENDİRME MERKEZ BAŞKANLIĞI, Adres: Necatibey Cad. No:112 06100 Bakanlıklar/ANKARA – Telefon: 0 312 416 64 81 / 416 64 27, Faks:0 312 416 66 17 E-posta:
:bnb@tse.org.tr , web : www.tse.org.tr



<https://evrakkontrol.tse.org.tr/BelgeDogrulama.aspx?p=yf4h8lyc> adresinden belgenin doğruluğunu ve geçerliliğini sorgulayınız.

1 / 1



TÜRK STANDARDLARI ENSTİTÜSÜ
TÜRK STANDARDLARINA UYGUNLUK BELGESİ
TURKISH STANDARDS INSTITUTION
CERTIFICATE OF CONFORMITY TO TURKISH STANDARDS



BELGE NUMARASI REFERENCE NUMBER OF LICENCE	011207-TSE-03/01
BELGENİN İLK VERİLİŞ TARİHİ DATE OF FIRST ISSUE OF LICENCE	04.01.2012
BELGENİN SON GEÇERLİLİK TARİHİ LICENCE VALID UNTIL	12.12.2018
BELGE SAHİBİ KURULUŞUN ADI NAME OF THE LICENCE HOLDER	İLERİ PENCERE KAPI SİSTEMLERİ SANAYİ VE TİCARET ANONİM ŞİRKETİ
BELGE SAHİBİ KURULUŞUN ADRESİ ADDRESS OF THE LICENCE HOLDER	ÖMERLİ MAH/SEMT HAKKI İLERİ CAD. NO:72 /1 ARNAVUTKÖY İSTANBUL/TÜRKİYE
ÜRETİM YERİ ADI NAME OF THE MANUFACTURING PLACE	İLERİ PENCERE KAPI SİSTEMLERİ SANAYİ VE TİCARET A.Ş
ÜRETİM YERİ ADRESİ ADDRESS OF THE MANUFACTURING PLACE	HADIMKÖY ATATÜRK SANAYİ BÖLGESİ ÖMERLİ MAH.HAKKI İLERİ CAD.NO:72 ARNAVUTKÖY İSTANBUL / TÜRKİYE
İPTAL EDİLEN BELGE NUMARASI (Varsa) INDICATION OF SUPERSEDED LICENCE (if any)	14.11.34/TSE-63835
TESCİLLİ TİCARİ MARKASI REGISTERED TRADE MARK	VORNE+ŞEKİL
İLGİLİ TÜRK STANDARDI RELATED TURKISH STANDARD	TS EN 12209 / Bina hırdavatı– Kilitler ve diller – Mekanik olarak çalıştırılan kilitler, diller ve kilitleme plakaları – Kurallar ve deney metotları / 30.01.2007

BELGE KAPSAMI
SCOPE OF LICENCE

TS EN 12209/Ocak 2007" BINA HIRDAVATI – KİLİTLER VE DİLLER – MEKANİK OLARAK ÇALIŞTIRILAN KİLİTLER, DİLLER VE KİLİTLEME PLAKALARI – KURALLAR VE DENEY METOTLARI"
 - PVC KAPILARDA, BANYO-WC KAPILARINDA KULLANILAN KİLİTLER;
 (ANMA DEĞERİ 35mmX85 mm, 16 mm lik çelik lama, Ürün kodu: V.7321.0102),
 SINIFLANDIRMA: 3/S/4/0/0/C/1/B /A/2/O
 (Kullanım kategorisi: Sınıf 3, Dayanıklılık: Sınıf F, Kapı kütlesi ve kapanma kuvveti: Sınıf 4, Yangın/Duman kapılarında kullanıma uygunluk: Sınıf 0, Emniyet: Sınıf 0, Korozyon direnci ve sıcaklık: Sınıf C, Güvenlik ve delinme direnci: Sınıf 1, Kapı uygulama alanı: Sınıf B, Anahtar ve kilit çalışma tipi: Sınıf A, Mil çalışma tipi: Sınıf 2, Anahtar tanımlama şartı: Sınıf 0)
 -PVC KAPILARDA, BANYO –WC KAPILARINDA KULLANILAN KİLİTLER;
 (ANMA DEĞERİ: 25mm, 23 mm'lik çelik lama Ürün kodu: V.7423.0102)

e-imzalı/e-signed

26.02.2018

Belgelendirme Merkezi Başkanı Adına
AHMET NURSI KARTAL

TSE İSTANBUL BELGELENDİRME MÜDÜRÜ

*Bu belge, belgelendirilen ürünün üretim sürecinin Enstitümüzün belirlediği şartları karşıladığını da gösterir.
 *Bu belge hiç bir suretle tahvil edilemez, kısmen veya okunmasını zorlaştıracak şekilde çoğaltılamaz, kopyası ve silinmesi yapılamaz.
 *TSE İSTANBUL BELGELENDİRME MÜDÜRLÜĞÜ * Adres: Çayyova Tren İstasyonu Yanı ÇAYIROVA/KEĞEZE * Tel: 2627231273 * Faks: 2627231606
 *TSE BELGELENDİRME MERKEZİ BAŞKANLIĞI Adres: Necatibey Cad. No:112 06100 Bakanlıklar/ANKARA – Tel: 0 312 416 64 81 / 416 64 27, Faks: 0 312 416 66 17
 e-posta : bmb@tse.org.tr , web : www.tse.org.tr

<https://cvrakontrol.tse.org.tr/BelgeDogrulama.aspx?p=astdpw5q> adresinden belgenin doğruluğunu ve geçerliliğini sorgulayınız.



1 / 2



Markanın Tanımı Description of the Mark
TSE veya or TSE veya or T S E

BELGE NUMARASI REFERENCE NUMBER OF LICENCE	011207-TSE-05/01
BELGENİN İLK VERİLİŞ TARİHİ DATE OF FIRST ISSUE OF LICENCE	13.11.2015
BELGENİN SON GEÇERLİLİK TARİHİ LICENCE VALID UNTIL	13.11.2021
BELGE SAHİBİ KURULUŞUN ADI NAME OF THE LICENCE HOLDER	İLERİ PENCERE KAPI SİSTEMLERİ SANAYİ VE TİCARET ANONİM ŞİRKETİ
BELGE SAHİBİ KURULUŞUN ADRESİ ADDRESS OF THE LICENCE HOLDER	ÖMERLİ MAH/SEMT HAKKI İLERİ CAD. NO:72 /1 ARNAVUTKÖY İSTANBUL/TÜRKİYE
ÜRETİM YERİ ADI NAME OF THE MANUFACTURING PLACE	İLERİ PENCERE KAPI SİSTEMLERİ SANAYİ VE TİCARET A.Ş
ÜRETİM YERİ ADRESİ ADDRESS OF THE MANUFACTURING PLACE	HADIMKÖY ATATÜRK SANAYİ BÖLGESİ ÖMERLİ MAH.HAKKI İLERİ CAD.NO:72 ARNAVUTKÖY İSTANBUL / TÜRKİYE
İPTAL EDİLEN BELGE NUMARASI (Varsa) INDICATION OF SUPERSEDED LICENCE (if any)	14.0.30.4.34.00/TSE-67169
TESCİLLİ TİCARİ MARKASI REGISTERED TRADE MARK	vorne
İLGİLİ TÜRK STANDARDI RELATED TURKISH STANDARD	TS EN 1935 / 30.01.2007
BELGE KAPSAMI SCOPE OF LICENCE	<ul style="list-style-type: none"> •Kapılarda ve Pencereelerde Kullanılan (Ayarlanabilir) Tek Eksenli Ayrılabilen Menteşeler; -Kullanım Kategorisi: Kalite Sınıfı=1 -Dayanıklılık: Kalite Sınıfı =4 -Deney Kapsamının Kütlesi: Kalite Sınıfı =3 -Yangın Dayanım: Kalite Sınıfı= 0 - Güvenlik : Kalite Sınıfı=1 - Korozyon Direnci: Kalite Sınıfı=3 Emniyet-Hırsızlığa Karşı Dayanıklılık: Kalite Sınıfı=0 Menteşe Kalite Sınıfı=9 1/4/3/0/1/3/0/9

e-imzalı/e-signed

24.11.2020

Belgelendirme Merkezi Başkanı Adına
AHMET NURSİ KARTAL

TSE İSTANBUL BELGELENDİRME MÜDÜRÜ

*Bu belge, belgelendirilen ürünün, üretim yerinin Enstitümüzün belirlediği şartları karşıladığını da gösterir.
*Bu belge, hiç bir suretle tahrir edilemez, kısmen veya okunmasını zorlaştıracak şekilde çoğaltılamaz, kazıntı ve silinti yapılamaz.
*TSE İSTANBUL BELGELENDİRME MÜDÜRLÜĞÜ * Adres: Çayyova Tren İstasyonu Yanı ÇAYIROVA/GEÇİZE * Telefon: 262 723 12 73 * Faks: 262 723 16 96
*TSE BELGELENDİRME MERKEZ BAŞKANLIĞI, Adres: Necatibey Cad. No:112 06100 Bakanlıklar/ANKARA – Telefon: 0 312 416 64 81 / 416 64 27, Faks:0 312 416 66 17 E-posta : bmb@tse.org.tr , web : www.tse.org.tr

<https://evrakkontrol.tse.org.tr/BelgeDogrulama.aspx?p=txhnbty> adresinden belgenin doğruluğunu ve geçerliliğini sorgulayınız.



1 / 1

Certificates

ISO 9001:2015 TÜRKAK



SERTİFİKA

Sertifika No : 05099/İLE09B
Belgelendirme Karar Tarihi : 27.07.2017
Yeniden Belgelendirme Karar Tarihi : 24.08.2020
Yayın Tarihi : 24.08.2020
Geçerlilik Tarihi : 26.07.2021
Revizyon No/Tarih : 02.08.2019/01

RoyalCert Belgelendirme, aşağıda bilgileri verilen kuruluşun yönetim sisteminin yine aşağıda detayları verilen yönetim standardının gereklerine uygunluğunu değerlendirmiş olup, ilgili standart şartlarına uygun olduğunu onaylar.

ISO 9001:2015

İLERİ PENCERE KAPI SİSTEMLERİ SANAYİ VE TİCARET ANONİM ŞİRKETİ

Atatürk Sanayi Bölgesi Ömerli Mah. Hakkı İleri Cad. No:72 Arnavutköy / İstanbul TÜRKİYE

Kapsam: Kapı ve Pencereilerin Açma, Eğme Sistemlerinin Tasarımı, Üretimi ve Satışı.

Genel Müdür



TÜRKAK BDS NO
YS-B768-83DE



Bu sertifika, belgeyi kuruluş gözetim denetimleri şartlarına ve RoyalCert'in prosedürlerine uyduğu sürece geçerlidir. Orijinal belgede hologram etiket bulunur. Belgelendirme periyodu 3 yıldır. Sertifikanın durumunu www.royalcert.com adresinden ayrıca üzerinde kare kod bulunan sertifikaların geçerliliği de TÜRKAK BDS no ile TBS.turkak.org.tr üzerinden doğrulanabilir.

RoyalCert Belgelendirme ve Gözetim Hizmetleri A.Ş.
Ker Plaza, E Blok, Kat:13, 34752, Atlasahir
İstanbul - Türkiye
T: +90 216 688 09 10

Form 50/11.06.2019/Revizyon 8



SERTİFİKA

Sertifika No : 05099/İLE09D
Belgelendirme Tarihi : 27.07.2017
Yeniden Belgelendirme Karar Tarihi : 24.08.2020
Yayın Tarihi : 24.08.2020
Geçerlilik Tarihi : 26.07.2021
Revizyon Tarihi/No : 02.08.2019/00

RoyalCert Belgelendirme, aşağıda bilgileri verilen kuruluşun yönetim sisteminin yine aşağıda detayları verilen yönetim sisteminin gereklerine uygunluğunu değerlendirmiş olup, ilgili standart şartlarına uygun olduğunu onaylar.

ISO 9001:2015

İLERİ PENCERE KAPI SİSTEMLERİ SANAYİ VE TİCARET ANONİM ŞİRKETİ

Atatürk Sanayi Bölgesi Ömerli Mah. Hakkı İleri Cad. No:72 Arnavutköy / İstanbul/TÜRKİYE

Kapsam: Kapı ve Pencerelerin Açma, Eğme Sistemlerinin Tasarımı, Üretimi ve Satışı

Operation Manager
Carolin Höfner



Deutsche
Akkreditierungsstelle
D-ZM-18590-01-00



Bu sertifika, belgeyi kuruluş gazetemi denetimleri şartlarına ve RoyalCert'in prosedürlerine uyulduğu sürece geçerlidir.
Orijinal belgede hologram atkaktı bulunur.
Belgelendirme periyodu 3 yıldır.
Sertifikanın geçerliliği www.royalcert.com adresinden doğrulanabilir.

RoyalCert International Registrars GmbH
Friedrich Ebert Anlage 36
60325 Frankfurt am Main, Germany
T: +49 69 257 12981

Certificates

ISO 14001:2015



ROYALCERT
INTERNATIONAL
REGISTRARS

SERTİFİKA

Sertifika No : 05099/İLE14B
Belgelendirme Karar Tarihi : 27.07.2017
Yeniden Belgelendirme Karar Tarihi : 24.08.2020
Yayın Tarihi : 24.08.2020
Geçerlilik Tarihi : 26.07.2021
Revizyon No/Tarih : 02.08.2019/01

RoyalCert Belgelendirme, aşağıda bilgileri verilen kuruluşun yönetim sisteminin yine aşağıda detayları verilen yönetim standardının gereklerine uygunluğunu değerlendirmiş olup, ilgili standart şartlarına uygun olduğunu onaylar.

ISO 14001:2015

İLERİ PENCERE KAPI SİSTEMLERİ SANAYİ VE TİCARET ANONİM ŞİRKETİ

Atatürk Sanayi Bölgesi Ömerli Mah. Hakkı İleri Cad. No:72 Arnavutköy / İstanbul TÜRKİYE

Kapsam: Kapı ve Pencereilerin Açma, Eğme Sistemlerinin Tasarımı, Üretimi ve Satışı.

Genel Müdür



TÜRKAK BDS NO
YS-8CC5-50CB



Bu sertifika, belgeli kuruluş gözetim denetimleri şartlarına ve RoyalCert'in prosedürlerine uyduğu sürece geçerlidir. Orjinal belgede hologram etiket bulunur. Belgelendirme periyodu 3 yıldır. Sertifikanın durumunu www.royalcert.com adresinden ayrıca üzerinde kare kod bulunan sertifikaların geçerliliği de TÜRKAK BDS no ile TBDOS.turkak.org.tr üzerinden doğrulanabilir.

RoyalCert Belgelendirme ve Gözetim Hizmetleri A.Ş.
Ker Plaza, E Blok, Kat:13, 34752, Ataşehir
İstanbul - Türkiye
T: +90 216 588 09 10

Form ISO 14001:2015/Revizyon No: 8



ROYALCERT
INTERNATIONAL
REGISTRARS

SERTİFİKA

Sertifika No : 05099/İLE18A
Belgelendirme Karar Tarihi : 27.07.2017
Yeniden Belgelendirme Karar Tarihi : 24.08.2020
Yayın Tarihi : 24.08.2020
Geçerlilik Tarihi : 26.07.2021
Revizyon No/Tarih : 02.08.2019/01

RoyalCert Belgelendirme, aşağıda bilgileri verilen kuruluşün yönetim sisteminin yine aşağıda detayları verilen yönetim standardının gereklerine uygunluğunu değerlendirmiş olup, ilgili standart şartlarına uygun olduğunu onaylar.

OHSAS 18001:2007

İLERİ PENCERE KAPI SİSTEMLERİ SANAYİ VE TİCARET ANONİM ŞİRKETİ

Atatürk Sanayi Bölgesi Ömerli Mah. Hakkı İleri Cad. No:72 Arnavutköy / İstanbul TÜRKİYE

Kapsam: Kapı ve Pencereilerin Açma, Eğme Sistemlerinin Tasarımı, Üretimi ve Satışı.

Genel Müdür




Bu sertifika, belgeli kuruluşün gözetim denetimleri şartlarına ve RoyalCert'in prosedürlerine uyduğu sürece geçerlidir. Orjinal belgede hologram etiket bulunur. Belgelendirme periyodu 3 yıldır. Sertifikanın durumu www.royalcert.com adresinden ayrıca üzerinde kare kod bulunan sertifikaların geçerliliği de TÜRKAK BUS no ile TUBS.turkak.org.tr üzerinden doğrulanabilir.

RoyalCert Belgelendirme ve Gözetim Hizmetleri A.Ş.
Ker Plaza, E Blok, Kat:13, 34752, Ataşehir
İstanbul - Türkiye
T: +90 216 688 06 10

Form: 007/11.06.2019/Revizyon: 8

Certificates

ISO 10002:2018



ROYALCERT
INTERNATIONAL
REGISTRARS

SERTİFİKA

Sertifika No : 05099/İLE10A
Belgelendirme Karar Tarihi : 27.07.2017
Yeniden Belgelendirme Karar Tarihi : 24.08.2020
Yayın Tarihi : 24.08.2020
Geçerlilik Tarihi : 26.07.2021
Revizyon No/Tarih : 02.08.2019/01

RoyalCert Belgelendirme, aşağıda bilgileri verilen kuruluşun yönetim sisteminin yine aşağıda detayları verilen yönetim standardının gereklerine uygunluğunu değerlendirmiş olup, ilgili standart şartlarına uygun olduğunu onaylar.

ISO 10002:2018

İLERİ PENCERE KAPI SİSTEMLERİ SANAYİ VE TİCARET ANONİM ŞİRKETİ

Atatürk Sanayi Bölgesi Ömerli Mah. Hakkı İleri Cad. No:72 Arnavutköy / İstanbul TÜRKİYE

Kapsam: Kapı ve Pencereilerin Açma, Eğme Sistemlerinin Tasarımı, Üretimi ve Satışı.


Genel Müdür



Bu sertifika, belgeli kuruluş gözetim denetimleri şartlarına ve RoyalCert'in prosedürlerine uyduğu sürece geçerlidir.
Orijinal belgede hologram etiket bulunur. Belgelendirme periyodu 3 yıldır.
Sertifikanın durumunu www.royalcert.com adresinden ayrıca üzerinde kara kod bulunan sertifikaların geçerliliği de TÜRKAK BÜS no ile BÜS.turkak.org.tr üzerinden doğrulanabilir.

RoyalCert Belgelendirme ve Gözetim Hizmetleri A.Ş.
Ker Plaza, E Blok, Kat:13, 34752, Atasehir
İstanbul - Türkiye
T: +90 216 698 09 10

Form 50/11.06.2019/Revizyon: 8



AT UYGUNLUK BEYANI EC DECLARATION OF CONFORMITY

CE Numarası: CE Number	1	2	3	4	5	6
12	VORNE	Pencere Kolu	PB1	Sistem 4	TS EN 13126-3	
12	VORNE	Tek Açılım	PB2	Sistem 4	TS EN 13126-4	
12	VORNE	Çift Açılım	PB3	Sistem 4	TS EN 13126-8	
12	VORNE	Kapı Kolu	PB4	Sistem 4	TS EN 1906	
12	VORNE	Gömme Kilit	PB5	Sistem 4	TS EN 12209	
14	VORNE	3D Menteşe	PB6	Sistem 4	TS EN 1935	

İmalatçı
Manufacturer : İleri Pencere Kapı Sistemleri Sanayi ve Ticaret Anonim Şirketi

Adres
Address : Atatürk Sanayi Bölgesi Ömerli Mahallesi Hakkı İleri Caddesi No:72 PK:34555 Hadımköy – Arnavutköy – İstanbul / Türkiye

Teknik Dosyayı derleyen yetkili kişinin adı ve adresi
Name & address of the person authorised to compile the technical file : Kerem KÜP
Atatürk Sanayi Bölgesi Ömerli Mahallesi Hakkı İleri Caddesi No:72 PK:34555 Hadımköy – Arnavutköy – İstanbul / Türkiye

Ürün
Product : PB 1 Bina Hırdavatı – Pencere ve Camlı Kapı Hırdavatı – Öncelikle Çift Açılır, Yarım Açılır ve Dönerek Açılır Pencere Kolları.
PB 2 Bina Hırdavatı – Pencere ve Camlı Kapı Hırdavatı İçin Bağlantı Elemanları – İspanyollet Sürgüleri.
PB 3 Bina Hırdavatı – Pencere ve Camlı Kapı Hırdavatı İçin Bağlantı Elemanları – Devirmeli ve Döndürmeli, Önce Devirmeli ve Sadece Döndürmeli Hırdavat.
PB 4 Bina Hırdavatı – Kapı Kolları ve Topuzları.
PB 5 Bina Hırdavatı – Kilitler ve Diller – Mekanik Olarak Çalıştırılan Kilitler, Diller ve Kilitleme Plakaları.
PB 6 Bina Hırdavatı – Tek Eksenli Menteşeler.

Model – Tip
Model – Type : -----

Yukarıda tanımlanmış olan ürünler için 305/2011/AB Yapı Malzemeleri Yönetmeliğinde uygulanabilen gerekliliklerin yerine getirildiğini ve sorumluluğun alınmış olduğunu beyan ederiz.
We declare that, we fulfill the requirements of the 305/2011/AB Construction Products Directive as described above, for the products which is identify below.

Yukarıda tanımlanan ürünler İç Üretim Kontrollerine bağlı olarak "İleri Pencere Kapı Sistemleri" tarafından kontrol edilmiştir.
The products which is identify above, controls by the "İleri Pencere Kapı Sistemleri" according as Internal Production Controls.

Yönetmelikler
Directives : 305/2011/AB Yapı Malzemeleri Yönetmeliği. 10.07.2013 Construction Products Directive.
"CE" İşareti Yönetmeliği. 23.02.2012 Directive of the "CE" Marking

Uyumlaştırılmış standart
Harmonized standards : PB 1: TS EN 13126-1 / 27.12.2012 – TS EN 13126-3 / 27.12.2012
PB 2: TS EN 13126-1 / 27.12.2012 – TS EN 13126-4 / 22.11.2011
PB 3: TS EN 13126-1 / 27.12.2012 – TS EN 13126-8 / 20.02.2007
PB 4: TS EN 13126-1 / 27.12.2012 – TS EN 1906 / 10.04.2013
PB 5: TS EN 12209 / 30.01.2007
PB 6: TS EN 1935 / 30.01.2007

Müdahil olan ve TSE Uygunluk Belgesini düzenleyen onaylanmış kuruluşun adı ve kimlik kayıt no : TSE 1783
Notified Body's, who involved and regulate the Certificate of Conformity of TSE, name and identification number

Avrupa Değerlendirme Esası : (PB3) Regulation (EU) No 305/2011 - Construction products
European Evaluation Basis

Avrupa Teknik Değerlendirmesi : (PB3) DIN EN 13126-8:2006-05
European Technical Assessment

Teknik Değerlendirme Kuruluşu : (PB3) Gütegemeinschaft Schlösser und Beschläge e. V. PIV Prüfinstitut Schlösser und Beschläge Velbert
Technical Assessment Body

Onaylanmış Kuruluş : (PB3) 1309 PIV
Notified Body

Avrupa Değerlendirme Esası : (PB3) Regulation (EU) No 305/2011 - Construction products
European Evaluation Basis

Avrupa Teknik Değerlendirmesi : (PB3) QM 328: 2013-11
European Technical Assessment


Teknik Değerlendirme Kuruluşu : (PB3) İft Rosenheim GmbH
Technical Assessment Body

Onaylanmış Kuruluş : (PB3) 0757 IFT
Notified Body

İleri Pencere Kapı Sistemleri Sanayi ve Ticaret Anonim Şirketi için imzalanmıştır.
Signed for İleri Pencere Kapı Sistemleri Sanayi ve Ticaret Anonim Şirketi

Yer ve Tarih : İstanbul / 21.02.2017
Place and date of issue

Yetkili kişinin adı, görevi ve imzası : Saim İLERİ
Name, signature and position of authorized person
İşveren
Employer





VERLEIHUNGS-URKUNDE

Der Güteausschuss der Gütegemeinschaft Schlösser und Beschläge e.V. verleiht hiermit aufgrund des vorliegenden Prüfberichtes gemäß RAL-GZ 607/3 dem Drehkippschlag

Based upon the test report according to RAL-GZ 607/3 which has been released by the quality assurance commission of the quality assurance association of locks and hardware hereby awards the 'Tilt and Turn Hardware'

VORNE

der Mitgliedsfirma
the membership company

ILERI PENCERE KAPI SISTEMLERI SAN. VE TIC. A.S.
34555 Hadimköy – Istanbul / Türkei/ Turkey

das von RAL (Deutsches Institut für Gütesicherung und Kennzeichnung e.V.) anerkannte und durch Eintragung beim Deutschen Patentamt als Kollektivmarke geschützte Gütezeichen Schlösser und Beschläge mit der Inschrift „Drehkippschlag“

The RAL-quality label shown below, having been recognized by the German RAL Institute for Quality Assurance and labelling and trademark-legally protected by the registration in the German Patent Agency 'Tilt and Turn Hardware'



in der Klasse 130 kg, geprüft nach RAL-GZ 607/3, Ausgabe 2009
approved in class 130 kg, according to RAL-GZ 607/3, version 2009

Die Führung des Zeichens setzt die Einhaltung und Überwachung nach dieser Güte- und Prüfbestimmung voraus. Die Kennzeichnung, die Gültigkeit und die wesentlichen Bestandteile des geprüften Produktes sind in dem gleichlautenden Prüfbericht Nr. 4-2/13 beschrieben.

Permission of using this RAL quality label is based on the surveillance and the quality- and testing instructions of RAL-GZ 607/3. The labelling, the validity and the main components of the tested product are specified in the test report no. 4-2/13.

D-42551 Velbert, den 05. September 2013
-Erstausstellung am / First issue 24. Juli/ July 2013-

Gütegemeinschaft Schlösser und Beschläge e.V.

Geschäftsführer





VERLEIHUNGS-URKUNDE

Der Güteausschuss der Gütegemeinschaft Schlösser und Beschläge e.V. verleiht hiermit aufgrund des vorliegenden Prüfberichtes gemäß RAL-GZ 607/3 dem Drehkippschlag

Based upon the test report according to RAL-GZ 607/3 which has been released by the quality assurance commission of the quality assurance association of locks and hardware hereby awards the 'Tilt and Turn Hardware'

VORNE TILT AND TURN MECHANISM

der Mitgliedsfirma
the membership company

ILERI PENCERE KAPI SISTEMLERI SAN. VE TIC. A.S.
34555 Hadimköy – Istanbul / Türkei/ Turkey

das von RAL (Deutsches Institut für Gütesicherung und Kennzeichnung e.V.) anerkannte und durch Eintragung beim Deutschen Patentamt als Kollektivmarke geschützte Gütezeichen Schlösser und Beschläge mit der Inschrift „Drehkippschlag“

The RAL-quality label shown below, having been recognized by the German RAL Institute for Quality Assurance and labelling and trademark-legally protected by the registration in the German Patent Agency 'Tilt and Turn Hardware'



in der Klasse 100 kg, geprüft nach RAL-GZ 607/3, Ausgabe 2009
approved in class 100 kg, according to RAL-GZ 607/3, version 2009

Die Führung des Zeichens setzt die Einhaltung und Überwachung nach dieser Güte- und Prüfbestimmung voraus. Die Kennzeichnung, die Gültigkeit und die wesentlichen Bestandteile des geprüften Produktes sind in dem gleichlautenden Prüfbericht Nr. 4-1/11 beschrieben.

Permission of using this RAL quality label is based on the surveillance and the quality- and testing instructions of RAL-GZ 607/3. The labelling, the validity and the main components of the tested product are specified in the test report no. 4-1/11.

D-42551 Velbert, den 05. September 2013
-Erstausstellung am / First issue 20. April 2011-

Gütegemeinschaft Schlösser und Beschläge e.V.

Geschäftsführer



Certificates

IFT Rosenheim QM 328 EN 13126

Zertifikat / Certificate

Zertifikatsnr. / Certificate No.: 228-8019794-1-4

Dreh- und Drehkippschläge für Fenster und Fenstertüren
Turn and tilt-turn hardware for windows and casement doors

Produkt <i>product</i>	VORNE TILT AND TURN MECHANISM	
max. Flügelgewicht <i>max. casement weight</i>	max. 100 kg	
Einsatzbereich <i>field of application</i>	Systeme mit entsprechender Beschlagsaufnahme <i>Systems with suitable hardware groove</i>	
Hersteller <i>manufacturer</i>	Ileri Pencere Kapi Sistemleri San. ve Tic. Anonim Sirketi Atatürk Sanayi Bölgesi Ömerli Mah. Hakkı Ileri Cad. No.72, TR 34555 Hadimköy-Istanbul	
Produktionsstandort <i>production site</i>	Ileri Pencere Kapi Sistemleri San. ve Tic. Anonim Sirketi Atatürk Sanayi Bölgesi Ömerli Mah. Hakkı Ileri Cad. No.72, TR 34555 Hadimköy-Istanbul	

Grundlage(n) / Basis:

ift-Zertifizierungsprogramm für Beschläge
ift-certification scheme for hardware (QM 328)
Ausgabe / *issue* 2018

EN 1191:2013
EN 12400:2003
Klasse 2


Dauerfunktion
resistance to repeated opening and closing

EN ISO 9227:2017
EN 1670:2007
Klasse 3


Korrosionsschutz
corrosion protection

Mit diesem Zertifikat wird bescheinigt, dass das benannte Bauprodukt den Anforderungen des zugrundeliegenden ift-Zertifizierungsprogramms in der aktuellen Fassung entspricht.

This certificate attests that the building product mentioned fulfils the requirements of the underlying ift-certification scheme in its current version.

- Erstellung von Produktfamilien des aufgeführten Bauproduktes und Erstdprüfung durch eine akkreditierte Prüfstelle nach EN 13126-8:2018 unter Berücksichtigung der Anwendungsdiagramme
- Einführung und Aufrechterhaltung einer werkseigenen Produktionskontrolle durch den Hersteller
- Erstinpektion des Werkes und der werkseigenen Produktionskontrolle durch ift-Q-Zert
- kontinuierliche Fremdüberwachung des Werkes und der werkseigenen Produktionskontrolle durch ift-Q-Zert

Dieses Zertifikat wurde erstmals am 21. September 2012 ausgestellt und gilt 5 Jahre, wenn sich zwischenzeitlich die Festlegungen in der oben angeführten technischen Spezifikation oder die Herstellbedingungen im Werk oder in der werkseigenen Produktionskontrolle selbst nicht wesentlich verändert haben.

The reproduction of the certificate without any change from the original is permitted. Any changes to the prerequisites applicable to certification shall be immediately communicated in writing to ift-Q-Zert accompanied by the necessary evidence.

The company is authorized to affix the "ift-certified"-mark to the building product mentioned according to the ift-rules for use of the "ift-certified"-mark.

Dieses Zertifikat enthält 2 Anlage/n.

This certificate contains 2 annexes.

ift Rosenheim
02. März 2018

Gültig bis /
Valid until:

ppa. Christian Kehrer

ppa. Christian Kehrer
Leiter der ift-Zertifizierungs- und Überwachungsstelle
Head of ift Certification and Surveillance

01. März 2023

Prof. Ulrich Sieberath

Prof. Ulrich Sieberath
Institutsleiter
Director of Institute

228 8019794





www.ift-rosenheim.de

ift Rosenheim GmbH
Theodor-Gietl-Str. 7-9
D-83026 Rosenheim

Kontakt
Tel.: +49 8031 261-0
Fax: +49 8031 261-290
www.ift-rosenheim.de

Prüfung und Kalibrierung – EN ISO/IEC 17025
Inspektion – EN ISO/IEC 17020
Zertifizierung Produkte – EN ISO/IEC 17065
Zertifizierung Managementsysteme – EN ISO/IEC 17021

Notified Body 0757
PTZ-Stelle: BAY 18

DAkkS
Deutsche
Akkreditierungsstelle
D-71134 91-01-00

Zertifikat / Certificate

Zertifikatsnr. / Certificate No.: 228PSK-8019794-1-3

Beschläge *hardware*

Produkt <i>product</i>	Tilt and slide window	
Produktfamilie <i>product family</i>	Beschläge für Kippschiebe-Fenster und Fenstertüren <i>hardware for lift and slide windows and balcony door</i>	
max. Flügelgewicht <i>max. casement weight</i>	130 kg	
Einsatzbereich <i>field of application</i>	Systeme mit entsprechender Beschlagaufnahme <i>systems with suitable hardware groove</i>	
Hersteller <i>manufacturer</i>	Ileri Pencere Kapi Sistemleri San. ve Tic. Anonim Sirketi Atatürk Sanayi Bölgesi Ömerli Mah. Hakkı Ileri Cad. No:72, TR 34555 Hadimköy-Istanbul	
Produktionsstandort <i>production site</i>	Ileri Pencere Kapi Sistemleri San. ve Tic. Anonim Sirketi Atatürk Sanayi Bölgesi Ömerli Mah. Hakkı Ileri Cad. No:72, TR 34555 Hadimköy-Istanbul	

Mit diesem Zertifikat wird bescheinigt, dass das benannte Bauprodukt den Anforderungen des zugrundeliegenden ift-Zertifizierungsprogramms in der aktuellen Fassung entspricht.

Das Zertifikat darf nur unverändert vervielfältigt werden. Alle Änderungen der Voraussetzungen für die Zertifizierung sind dem ift-Q-Zert mit den erforderlichen Nachweisen unverzüglich schriftlich anzuzeigen.

Das Unternehmen ist berechtigt, das benannte Bauprodukt gemäß der ift-Zeichensatzung mit dem „ift-zertifiziert“-Zeichen zu kennzeichnen.

Dieses Zertifikat enthält 2 Anlage/n.

Grundlage(n) / Basis:

ift-Zertifizierungsprogramm für Beschläge
ift-certification scheme for hardware (QM 347)
Ausgabe/issue 2019

EN 1191
EN 12400
Klasse 3
class 3

EN ISO 9227
EN 1670
Klasse 4
class 4

Dauerfunktion
resistance to repeated opening and closing

Korrosionsschutz
corrosion protection

www.ift-rosenheim.de

Prüfung und Kalibrierung – EN ISO/IEC 17025
Inspektion – EN ISO/IEC 17020
Zertifizierung Produkte – EN ISO/IEC 17065
Zertifizierung Managementsysteme – EN ISO/IEC 17021

Notified Body 0757
POZ-Stelle: BAY 18

DAKKS
Deutsche Akkreditierungsstelle
D-20-11349-01-00

Certificates

Gost R 12.2.0003 - 91

СИСТЕМА СЕРТИФИКАЦИИ ГОСТ Р ФЕДЕРАЛЬНОЕ АГЕНТСТВО ПО ТЕХНИЧЕСКОМУ РЕГУЛИРОВАНИЮ И МЕТРОЛОГИИ		
	СЕРТИФИКАТ СООТВЕТСТВИЯ	
№ РОСС TR.АД07.Н01171	по 29.10.2022	
Срок действия с 30.10.2019	№ 0491676	
ОРГАН ПО СЕРТИФИКАЦИИ Орган по сертификации Общество с ограниченной ответственностью «Центр Сертификации «ВЕЛЕС». Место нахождения: 195009, Российская Федерация, город Санкт-Петербург, улица Академика Лебедева, дом 12, корпус 2, литера А, этаж 2, комната 26. Место осуществления деятельности: 190068, Российская Федерация, город Санкт-Петербург, улица Большая Подьяческая, дом 37, литера А, помещение 5Н. Телефон: +7 (495) 221-18-10, адрес электронной почты: info@velessert.ru. Аттестат аккредитации № RA.RU.10АД07. Дата регистрации аттестата аккредитации: 24.03.2016 года		
ПРОДУКЦИЯ Пневматические гильотины т.м. "VORNE"	код ОК 034-2014 (КПЕС 2008) 28.41.32.110	
Серийный выпуск		
СООТВЕТСТВУЕТ ТРЕБОВАНИЯМ НОРМАТИВНЫХ ДОКУМЕНТОВ ГОСТ 12.2.003-91	код ТН ВЭД 8462 39 990 0	
ИЗГОТОВИТЕЛЬ ILERI PENCERE KAPI SISTEMLERI SANAYI VE TICARET A.S Адрес: ТУРЦИЯ, Ataturk Sanayi Bolgesi Omerli Mah. Hakkı ileri Cad.No.72 PK.34555 Hadimkoy -Arnavutkoy -ISTANBUL		
СЕРТИФИКАТ ВЫДАН ILERI PENCERE KAPI SISTEMLERI SANAYI VE TICARET A.S Адрес: ТУРЦИЯ, Ataturk Sanayi Bolgesi Omerli Mah. Hakkı ileri Cad.No.72 PK.34555 Hadimkoy -Arnavutkoy -ISTANBUL Телефон: (+90 212)771 15 32. E-mail: bakyt.kakenov@vorne.com.tr		
НА ОСНОВАНИИ протокола испытаний № 859-10/12-В от 29.10.2019 года, выданного испытательной лабораторией «Велес» Общества с ограниченной ответственностью «Центр Сертификации «Велес», регистрационный № РОСС RU.31485.04ИДЮ0.006.		
ДОПОЛНИТЕЛЬНАЯ ИНФОРМАЦИЯ Схема сертификации: 3.		
	Руководитель органа	К.А. Экхарт инициалы, фамилия
	Эксперт	И.В. Михайлов инициалы, фамилия
Сертификат не применяется при обязательной сертификации		
<small>АО «СПИДОН», Москва, 2019, «В» лицензия № 05-05-09/003 ФНС РФ, тел. (495) 726 4742, info@spidon.ru</small>		

**СИСТЕМА СЕРТИФИКАЦИИ ГОСТ Р
ФЕДЕРАЛЬНОЕ АГЕНТСТВО ПО ТЕХНИЧЕСКОМУ РЕГУЛИРОВАНИЮ И МЕТРОЛОГИИ**



СЕРТИФИКАТ СООТВЕТСТВИЯ

№ РОСС TR.АД07.Н01172

Срок действия с 01.11.2019

по 31.10.2022

№ **0491686**

ОРГАН ПО СЕРТИФИКАЦИИ Орган по сертификации Общество с ограниченной ответственностью «Центр Сертификации «ВЕЛЕС». Место нахождения: 195009, Российская Федерация, город Санкт-Петербург, улица Академика Лебедева, дом 12, корпус 2, литера А, этаж 2, комната 26. Место осуществления деятельности: 190068, Российская Федерация, город Санкт-Петербург, улица Большая Подьяческая, дом 37, литера А, помещение 5Н. Телефон: +7 (495) 221-18-10, адрес электронной почты: info@velessert.ru. Аттестат аккредитации № RA.RU.10АД07. Дата регистрации аттестата аккредитации: 24.03.2016 года

ПРОДУКЦИЯ Устройства поворотные-откидные и поворотнo-откидные т.м. «VORNE» для оконных и балконных дверных блоков из ПВХ профилей

Серийный выпуск

КОД ОК

034-2014 (КПЕС 2008)
28.41.32.110

СООТВЕТСТВУЕТ ТРЕБОВАНИЯМ НОРМАТИВНЫХ ДОКУМЕНТОВ

ГОСТ 30777-2012 кроме п.7,6; ГОСТ 538-2014

КОД ТН ВЭД

8302 41

ИЗГОТОВИТЕЛЬ ILERI PENCERE KAPI SISTEMLERI SANAYI VE TICARET A.S
Адрес: ТУРЦИЯ, Ataturk Sanayi Bolgesi Omerli Mah. Hakki ileri Cad.No.72 PK.34555
Hadimkoy -Arnavutkoy -ISTANBUL

СЕРТИФИКАТ ВЫДАН ILERI PENCERE KAPI SISTEMLERI SANAYI VE TICARET A.S
Адрес: ТУРЦИЯ, Ataturk Sanayi Bolgesi Omerli Mah. Hakki ileri Cad.No.72 PK.34555
Hadimkoy -Arnavutkoy -ISTANBUL
Телефон: (+90 212)771 15 32. E-mail: bakyt.kakenov@vorne.com.tr

НА ОСНОВАНИИ протокола испытаний № 860-10/12-В от 29.10.2019 года, выданного испытательной лабораторией «Велес» Общества с ограниченной ответственностью «Центр Сертификации «Велес», регистрационный № РОСС RU.31485.04ИДЮ0.006.

ДОПОЛНИТЕЛЬНАЯ ИНФОРМАЦИЯ Схема сертификации: 3.



Руководитель органа

С.С.С.
подпись

К.А. Экхарт
инициалы, фамилия

Эксперт

И.В.М.
подпись

И.В. Михайлов
инициалы, фамилия

Сертификат не применяется при обязательной сертификации

Certificates

Gost R 5098 - 538

СИСТЕМА СЕРТИФИКАЦИИ ГОСТ Р ФЕДЕРАЛЬНОЕ АГЕНТСТВО ПО ТЕХНИЧЕСКОМУ РЕГУЛИРОВАНИЮ И МЕТРОЛОГИИ		
	СЕРТИФИКАТ СООТВЕТСТВИЯ	
№ РОСС TR.АД07.Н01184	Срок действия с 01.11.2019 по 31.10.2022	
	№ 0491690	
ОРГАН ПО СЕРТИФИКАЦИИ Орган по сертификации Общество с ограниченной ответственностью «Центр Сертификации «ВЕЛЕС». Место нахождения: 195009, Российская Федерация, город Санкт-Петербург, улица Академика Лебедева, дом 12, корпус 2, литера А, этаж 2, комната 26. Место осуществления деятельности: 190068, Российская Федерация, город Санкт-Петербург, улица Большая Подьяческая, дом 37, литера А, помещение 5Н. Телефон: +7 (495) 221-18-10, адрес электронной почты: info@velsert.ru. Аттестат аккредитации № RA.RU.10АД07. Дата регистрации аттестата аккредитации: 24.03.2016 года		
ПРОДУКЦИЯ Замки одно запорные, много запорные и ответные планки т.м. "Elementis" типа ELM*****, где * - это цифры от 0 до 9 и буквы от А до Z, обозначающие модель	КОД ОК 034-2014 (КПЕС 2008) 25.72.12.110	
Серийный выпуск		
СООТВЕТСТВУЕТ ТРЕБОВАНИЯМ НОРМАТИВНЫХ ДОКУМЕНТОВ ГОСТ 5089-2011, ГОСТ 538-2014	КОД ТН ВЭД 8301 40 110 0	
ИЗГОТОВИТЕЛЬ "ILERI PENCERE KAPI SISTEMLERI SANAYI VE TICARET A.S." Адрес: Ataturk Sanayi Bolgesi Omerli Mah. Hakki ileri Cad.No.72 PK.34555 Hadimkoy -Arnavutkoy -ISTANBUL, ТУРЦИЯ		
СЕРТИФИКАТ ВЫДАН "ILERI PENCERE KAPI SISTEMLERI SANAYI VE TICARET A.S." Адрес: Ataturk Sanayi Bolgesi Omerli Mah. Hakki ileri Cad.No.72 PK.34555 Hadimkoy -Arnavutkoy -ISTANBUL, ТУРЦИЯ Телефон: (+90 212)771 15 32. Факс: (+90212)771 15 40. E-mail: bakyt.kakenov@vorne.com.tr		
НА ОСНОВАНИИ протокола испытаний № 919-10/12-В от 31.10.2019 года, выданного испытательной лабораторией «Велес» Общества с ограниченной ответственностью «Центр Сертификации «Велес», регистрационный № РОСС RU.31485.04ИДЮ0.006.		
ДОПОЛНИТЕЛЬНАЯ ИНФОРМАЦИЯ Схема сертификации: 3.		
	Руководитель органа  Эксперт 	К.А. Экхарт инициалы, фамилия И.В. Михайлов инициалы, фамилия
Сертификат не применяется при обязательной сертификации		
<small>АО «СПДРОМ», Москва, 2019. «В» лицензия № 05-05-00/003 ФНС РФ, тел. (495) 726 4742, www.spdro.ru</small>		



Система добровольной сертификации
в строительстве в Российской Федерации
«ФЦС-стройсертификация»

Включена в единый реестр зарегистрированных систем добровольной сертификации
за Рег. № РОСС RU.В1447.04ИГФ0 от 04.03.2016 г.

№ 002517

СЕРТИФИКАТ СООТВЕТСТВИЯ

№ ФЦС TR.В1447.ПРО2.00159

СРОК ДЕЙСТВИЯ с 25.12.2020 по 24.12.2022

ПРОДУКЦИЯ Устройства поворотные, откидные, поворот-откидные
т.м. «VORNE» для оконных и балконных дверных блоков из
поливинилхлоридных, деревянных и алюминиевых профилей
Серийный выпуск

код ОКП
034-2014 (КПЕС 2008)

25.72.14.120

СООТВЕТСТВУЕТ ТРЕБОВАНИЯМ ГОСТ 30777-2012 п.п. 5.4.1., 5.4.2,
5.4.3, 5.4.4, 5.4.7, 5.4.8, 5.4.9, 5.4.12, 5.4.13, 5.4.14, 5.4.15, 5.5.1, 5.5.2,
5.6.7;
ГОСТ 538-2014 п. 5.7.9

код ТН ВЭД

8302 41 500 0

ИЗГОТОВИТЕЛЬ ILERI PENCERE KAPI SISTEMLERI SANAYI VE TICARET A.S. (Турция)
Ataturk Sanayi Bolgesi Omerli Mahallesi Hakkı İleri Cad. No:72
34555 Arnavutkoy/Istanbul, Turkey
Tel: +90 212 771 15 32, www.vorne.com.tr
Адрес производства продукции: тот же

СЕРТИФИКАТ ВЫДАН ИП Циберман Александр Владимирович ИНН 580508839048
344045, г. Ростов-на-Дону, ул. Думенко, д.1, кв. 9
Тел. +7 937 448-30-03

НА ОСНОВАНИИ Протокола сертификационных испытаний:
№ 07 от 14.12.2020 г. ИЦ «Замок», г. Москва, РОСС RU.0001.21СЛ41 от 30.10.2014

ДОПОЛНИТЕЛЬНАЯ ИНФОРМАЦИЯ Сертификация по схеме № 3с
Знак соответствия наносится на техническую и сопроводительную документацию

ОРГАН ПО СЕРТИФИКАЦИИ № ФЦС RU.В1447.01ПРО2 от 29.11.2016
ОРГАН ПО СЕРТИФИКАЦИИ ОКОННОЙ И ДВЕРНОЙ ТЕХНИКИ (ОС ОДТ)
Россия, 125130, г. Москва, ул. Клары Цеткин, д. 33, стр. 14
тел./факс (499) 745-04-73, E-mail: info@osodt.com



РУКОВОДИТЕЛЬ ОРГАНА

Т.В. Власова
Подпись

Т.В. Власова
Инициалы, Фамилия

ЭКСПЕРТ

Н.А. Шамова
Подпись

Н.А. Шамова
Инициалы, Фамилия

Россия, 109316, г. Москва, Волгоградский проспект, д.45, стр.1, тел.(495) 133-01-57

Certificates

Ukraine Sepro 8301

 ДЕРЖАВНА СЛУЖБА УКРАЇНИ З ПИТАНЬ БЕЗПЕЧНОСТІ ХАРЧОВИХ ПРОДУКТІВ ТА ЗАХИСТУ СПОЖИВАЧІВ вул. Б. Грінченка, 1, м. Київ, 01001, тел. 279-12-70, 279-75-58, факс 279-48-83, e-mail: info@consumer.gov.ua	
ЗАТВЕРДЖУЮ Голова Держпродспоживслужби <u>Лапа В.А.</u> (прізвище, ім'я та по батькові) М.П.	
	
ВИСНОВОК державної санітарно-епідеміологічної експертизи	
від "11" 09 2017 року	№ 602-123-20-3/ 27894
Об'єкт експертизи: Замкові пристрої для дверних блоків ТМ «Vorpe»	
виготовлений у відповідності із -	
Код за ДКПШ, УКТЗЕД, артикул: 8301	
Сфера застосування та реалізації об'єкта експертизи: Комплектуючі до дверей, оптова та роздрібна торгівля	
Країна-виробник: «Ілері Пенджере Капи Системлери Санаї Ве Тіджарет Анонім Шіркети», Туреччина, Ataturk San.Bolgesi General Mustafa Ozyanar Cad. № 3, 34555 Hadimkoy-Arnautkoy, Istanbul <small>(адреса, місцезнаходження, телефон, факс, e-mail, веб-сайт)</small>	
Заявник експертизи: ТОВ «Ворне віконні та дверні системи», Україна, 04073, м. Київ, вул. Сирецька, буд.31, офіс 26, тел. (044) 362-46-81, код за ЄДРПОУ 39835187 <small>(адреса, місцезнаходження, телефон, факс, e-mail, веб-сайт)</small>	
Дані про контракт на постачання об'єкта в Україну: контракт додається до документації, що супроводжує вантаж	
Об'єкт експертизи відповідає встановленим медичним критеріям безпеки / показникам: за результатами ідентифікації, оцінки ризику для здоров'я населення, результатами перевірки наданої заявником документації, проведеними дослідженнями, об'єкт експертизи відповідає встановленим медичним критеріям безпеки/показникам, а саме: міграції хімічних речовин в атмосферне повітря, не повинна перевищувати (ГДК с.д., мг/м³): вінілацетату – 0,15 (клас небезпеки – 3), капролактаму – 0,06 (клас небезпеки – 3), вінілу хлористого – 0,01 (клас небезпеки – 2), формальдегіду – 0,003 (клас небезпеки – 2), відповідно до «Переліку гранично-допустимих концентрацій хімічних і біологічних чинників в атмосферному повітрі населених місць», затвердженого 03.03.2015 року. Т.в.о. Головного державного санітарного лікаря України. ДСанПІН 8.2.1-181-2012 «Полімерні та полімервмісні матеріали, виробі і конструкції, що застосовуються у будівництві та виробництві меблів, Гігієнічні вимоги»	



СЕРТИФІКАТ ВІДПОВІДНОСТІ

СЕРТИФИКАТ СООТВЕТСТВИЯ / CERTIFICATE OF CONFORMITY

Зареєстровано в реєстрі
органу сертифікації за № UA.CRT.00252-20

Зареєстровано в реєстрі органу сертифікації под №/
Registered at the Record of certification body under №
Термін дії з 07 серпня 2020 до 06 серпня 2022

Срок действия с / Term of validity is from

8302

Продукція / Продукция / Product: **Пристрої поворотні, відкидні, поворотно-відкидні та фурнітура для віконних та дверних блоків, ручки віконні та дверні торгівельної марки 'VORNE'**

код УКТ ЗЕД, ТН ЗЕД

код ДКПП, ОКП

Відповідає вимогам
Соответствует требованиям /
Comply with the requirements

ДСТУ Б В.2.6-13:2006 (ГОСТ 538-2001) "Будівельні матеріали. Вироби замкові та скоб'яні. Загальні технічні умови" (п.п. 4.1, 5.3.2-5.3.10, 5.6.1-5.6.5, 5.7.2, 5.9.2, 5.10.1, 5.10.2, 5.11); ДСТУ Б В.2.6-32:2007 (ГОСТ 5088-2005, IDT) "Завіси для віконних та дверних блоків. Технічні умови п.п 5.2.2-5.2.5; 5.2.7; 5.3.4 ДСТУ Б В.2.6-39:2008 "Конструкції будинків і споруд. Пристрої поворотні, відкидні і поворотно-відкидні для віконних та балконних блоків. Технічні умови" (п.п. 4.1, 5.2, 5.7, 5.8)

Виробник (и)
Производитель (и) /
Producer (s)

"İLERİ PENCERE KAPI SİSTEMLERİ Sanayi VE Ticaret AŞ" Ataturk Sanayi Bolgesi, 72 Omerli M Hakki Ileri Caddesi, Hadimkoy, Arna Istanbul, 34555 Turkey (Туреччина)

Сертифікат видано
Сертификат выдан /
Certificate is issued to

"İLERİ PENCERE KAPI SİSTEMLERİ Sanayi VE Ticaret AŞ" Ataturk Sanayi Bolgesi, 72 Omerli M Hakki Ileri Caddesi, Hadimkoy, Arna Istanbul, 34555 Turkey (Туреччина)

Додаткова інформація
Дополнительная информация /
Additional information

пристрої поворотні, відкидні, поворотно-відкидні та фурнітура для віконних та дверних блоків, ручки віконні та дверні торгівельної марки 'VORNE', що виготовляються серійно з 07.08.2020р. до 06.08.2022р. з проведенням технагляду за сертифікованою продукцією один раз на рік

Сертифікат видано органом з сертифікації
Сертификат выдан органом сертификации /
Certificate is issued by the certification body

Орган з оцінки відповідності
ТОВ 'УКРСЕРТИФІКЕЙШН', 33018, м. Рівне, вул.
Курчатова, 62Д, тел. +38073 77 321 77,
e-mail:ukrcertification@ukr.net

На підставі
На основании /
On the grounds of

Протоколів сертифікаційних випробувань № 130, № 131, № 132 від 07.08.2020 р. ВЛ ТОВ "УКРСЕРТИФІКЕЙШН" 33018, м. Рівне, вул. Курчатова, 62Д, висновку за аналізом документації від 16.07.2020р.



(Handwritten signature)
(підпис) / (подпись) / (signature)

Н.М. Карпюк
(ініціали, прізвище) / (инициалы, фамилия) / (initials, family name)

Certificates

PfB EN 1627 BURGLAR RESISTANCE RC2



Fenster · windows
Rollläden · shutters
Türen + Tore · doors
Fassaden · curtain walling
Baubeschläge · building hardware

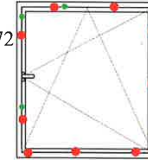
TEST CERTIFICATE NO. 19/02-A004-Z1

PfB-Internal-No. 2019-27-0341

Version 1.en

Burglar resistance test of a single leaf steel door to **resistance class RC 2** according to DIN EN 1627 : 2011-09 „Pedestrian doorsets, windows, curtain walling, grilles and shutters – Burglar resistance – Requirements and classification; German Version EN 1627:2011“.

Applicant Ileri Pencere Kapı Sistemleri San. Ve Tic. A.Ş.
Atatürk Sanayi Bölgesi Omerli Mh.Hakkı Ileri Cd. No:72
34555 Arnavutköy – Istanbul - Türkiye



Product type Single casement tilt and turn window, PVC

Product name Vorne VNG Window System

Closing condition Closed and locked

Dimension Total outside dimensions (W x H) max. 1114 mm x 1310 mm
Wing dimension (WxH) max. 1040 mm x 1240 mm

Classification According to test report No. 19/02-A004-B1 from March 08, 2019:
EN 1627 Burglar resistance EN 1627 **RC 2**

Standard designation Window DIN 1627 – RC2

Validity Period of validity of EN 1627


Dipl. Ing. (FH) Rüdiger Müller
Head of Institute




Yiğit Altuğ
Responsible Official

PfB GmbH & Co. Prüfzentrum für Bauelemente KG
AG Traunstein HRA 8871
Lackermannweg 24, 83071 Stephanskirchen
phG PfB Verwaltungs GmbH
Geschäftsführer: Matthias Demmel, Rüdiger Müller
AG Traunstein HRB 16490

Telefon +49 (0) 80 36 / 674947 0
Telefax +49 (0) 80 36 / 674947 28
www.pfb-rosenheim.de
info@pfb-rosenheim.de

Sparkasse Rosenheim-Bad Aibling
IBAN: DE88 7115 0000 0500 5567 41
SWIFT-BIC: BYLADEM1ROS
Steuer-Nr.: 156/172/13009
USt-IdNr.: DE245353602



Catalog Guide



Window & Door Açılım Türleri



Turn Only



Vasistas



Tilt & Turn



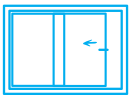
Angular Window



Double Sash / Turn Only & Turn Only



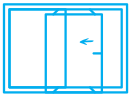
Double Sash / Turn Only & Tilt & Turn



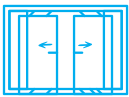
In-Line Sliding Single Sash



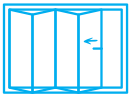
In-Line Sliding Double Sash



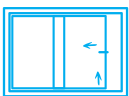
Parallel Tilt&Slide Single Sash



Parallel Tilt&Slide Double Sash



Fold & Slide



Lift & Slide

Abbreviations



TO	Turn Only
T&T	Tilt & Turn
RC	Regular Cam
SC	Security Cam
PTS	Parallel Tilt&Slide
HH	Hidden Hinge
LS	Lift & Slide
SRH	Sash Rectangular Height
SRW	Sash Rectangular Width
KA	Range of Use
KYO	Variable
KYS	Constant
MH	Mini Ventilation
KH	Adjustable Ventilation
isp.	Gear
L	Left
R	Right

