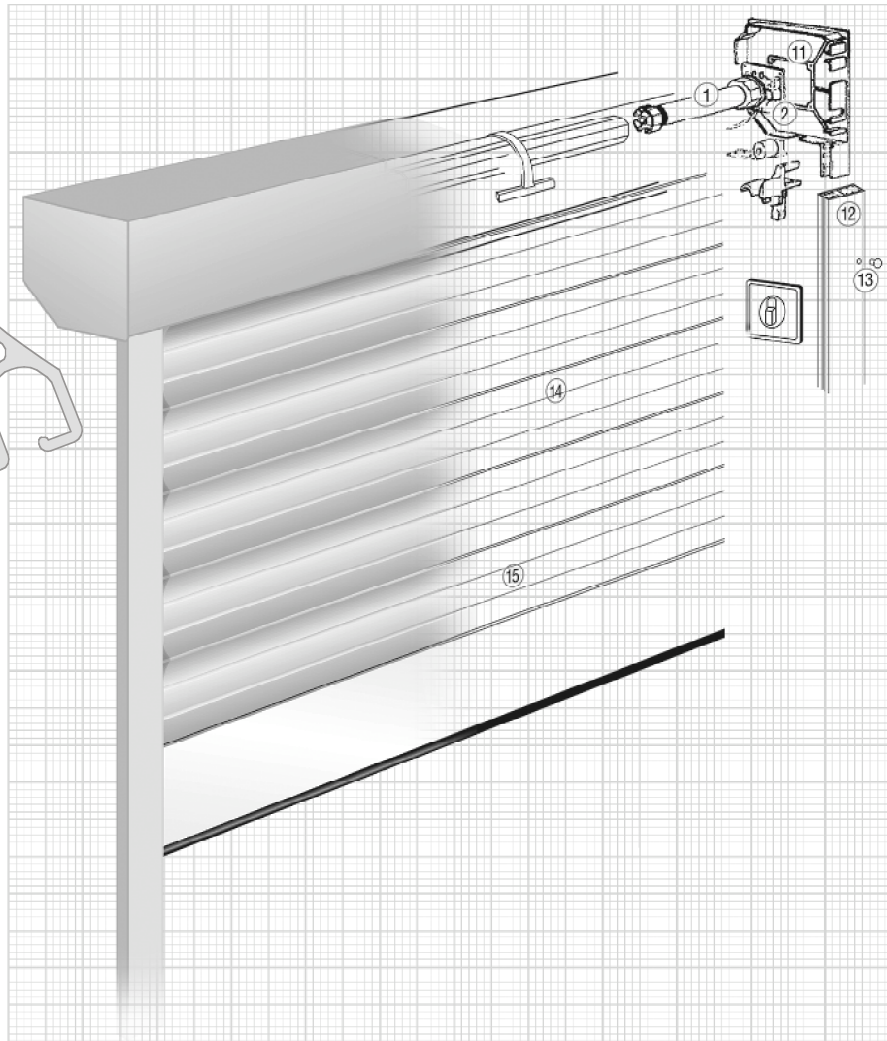
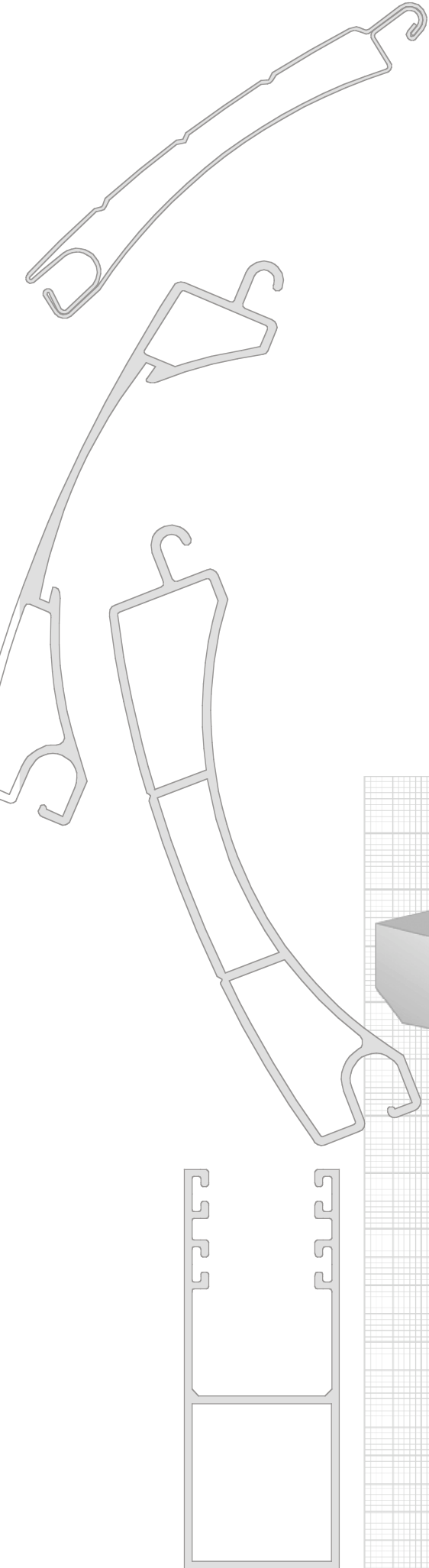






ALUSEL®

Mosel Tüp Motorları

Mosel Tubular Motors




ÜRÜN ITEM	ÜRÜN ÖZELLİKLERİ PRODUCT DESCRIPTION	ÜRÜN KODU CODE
	SEL 40-P06 TYP 6 Nm. Stor Perde Motoru <i>TYP 6 Nm. Roller Blind Motor</i>	MO.SEL.40.TY.006
	SEL 40-S08 TYP 8 Nm. Tüp Motor <i>TYP 8 Nm. Tubular Motor</i>	MO.SEL.40.TY.008
	SEL 40-S10 TYP 10 Nm. Tüp Motor <i>TYP 10 Nm. Tubular Motor</i>	MO.SEL.40.TY.010


TEKNİK BİLGİLER
TECHNICAL SPECIFICATIONS


	Tork Torque (Nm)	Hız Speed (rpm)	Boru çapı Tube dia. (mm)	Volt Voltage (V)	Watt Watt (W)	Frekans Frequency (Hz)	Amper Current (A)	Süre Time (dk-min)	Max.tur Max. turn (tur-turn)	Uzunluk Lenght (mm)
SEL 40-P06	06	14	40	230	130	50	0.53	4	39	597
SEL 40-S08	08	12/17	40	220/230	140	50/60	0.50	4	42	510
SEL 40-S10	10	12/17	40	220/230	140	50/60	0.50	4	42	510

ÜRÜN ITEM	ÜRÜN ÖZELLİKLERİ PRODUCT DESCRIPTION	ÜRÜN KODU CODE
	SEL 60-S10 TYP 10 Nm. Tüp Motor <i>TYP 10 Nm. Tubular Motor</i>	MO.SEL.60.TY.010
	SEL 60-S20 TYP 20 Nm. Tüp Motor <i>TYP 20 Nm. Tubular Motor</i>	MO.SEL.60.TY.020
	SEL 60-S30 TYP 30 Nm. Tüp Motor <i>TYP 30 Nm. Tubular Motor</i>	MO.SEL.60.TY.030
	SEL 60-S40 TYP 40 Nm. Tüp Motor <i>TYP 40 Nm. Tubular Motor</i>	MO.SEL.60.TY.040
	SEL 60-S50 TYP 50 Nm. Tüp Motor <i>TYP 50 Nm. Tubular Motor</i>	MO.SEL.60.TY.050




TEKNİK BİLGİLER
TECHNICAL SPECIFICATIONS


	Tork Torque (Nm)	Hız Speed (rpm)	Boru çapı Tube dia. (mm)	Volt Voltage (V)	Watt Watt (W)	Frekans Frequency (Hz)	Amper Current (A)	Süre Time (dk-min)	Max.tur Max. turn (tur-turn)	Uzunluk Lenght (mm)
SEL 60-S10	10	15	60	230	130	50	0.53	4	25	606
SEL 60-S20	20	15	60	230	156	50	0.65	4	25	606
SEL 60-S30	30	15	60	230	218	50	0.90	4	25	606
SEL 60-S40	40	15	60	230	240	50	1.00	4	25	606
SEL 60-S50	50	12/14	60	220/230	300	50/60	1.40	4	30	620

ÜRÜN ITEM	ÜRÜN ÖZELLİKLERİ PRODUCT DESCRIPTION	ÜRÜN KODU CODE
	SEL 60-M20 NHK (redüktörlü) 20 Nm. Tüp Motor <i>NHK (manual) 20 Nm. Tubular Motor</i>	MO.SEL.60.NH.020
	SEL 60-M30 NHK (redüktörlü) 30 Nm. Tüp Motor <i>NHK (manual) 30 Nm. Tubular Motor</i>	MO.SEL.60.NH.030
	SEL 60-M40 NHK (redüktörlü) 40 Nm. Tüp Motor <i>NHK (manual) 40 Nm. Tubular Motor</i>	MO.SEL.60.NH.040
	SEL 60-M50 NHK (redüktörlü) 50 Nm. Tüp Motor <i>NHK (manual) 50 Nm. Tubular Motor</i>	MO.SEL.60.NH.050


TEKNİK BİLGİLER
TECHNICAL SPECIFICATIONS

	Tork Torque (Nm)	Hız Speed (rpm)	Boru çapı Tube dia. (mm)	Volt Voltage (V)	Watt Watt (W)	Frekans Frequency (Hz)	Amper Current (A)	Süre Time (dk-min)	Max.tur Max. turn (tur-turn)	Uzunluk Lenght (mm)
SEL 60-M20	20	15	60	220/230	205	50/60	0.92	4	25	615
SEL 60-M30	30	15	60	220/230	230	50/60	1.10	4	25	674
SEL 60-M40	40	15	60	220/230	292	50/60	1.29	4	25	674
SEL 60-M50	50	12	60	220/230	300	50/60	1.40	4	30	620

ÜRÜN ITEM	ÜRÜN ÖZELLİKLERİ PRODUCT DESCRIPTION	ÜRÜN KODU CODE
	SEL 70-S60 TYP 60 Nm. Tüp Motor <i>TYP 60 Nm. Tubular Motor</i>	MO.SEL.70.TY.060
	SEL 70-S80 TYP 80 Nm. Tüp Motor <i>TYP 80 Nm. Tubular Motor</i>	MO.SEL.70.TY.080
	SEL 70-S100 TYP 100 Nm. Tüp Motor <i>TYP 100 Nm. Tubular Motor</i>	MO.SEL.70.TY.100
	SEL 70-S120 TYP 120 Nm. Tüp Motor <i>TYP 120 Nm. Tubular Motor</i>	MO.SEL.70.TY.120



TEKNİK BİLGİLER
TECHNICAL SPECIFICATIONS

	Tork Torque (Nm)	Hız Speed (rpm)	Boru çapı Tube dia. (mm)	Volt Voltage (V)	Watt Watt (W)	Frekans Frequency (Hz)	Amper Current (A)	Süre Time (dk-min)	Max.tur Max. turn (tur-turn)	Uzunluk Lenght (mm)
SEL 70-S60	60	15	70	230	370	50	1.53	4	21	642
SEL 70-S80	80	15	70	230	430	50	1.80	4	21	642
SEL 70-S100	100	12/14	70	220/230	430	50/60	2.00	4	30	635
SEL 70-S120	120	12/14	70	220/230	430	50/60	2.00	4	30	635

ÜRÜN ITEM	ÜRÜN ÖZELLİKLERİ PRODUCT DESCRIPTION	ÜRÜN KODU CODE
	SEL 70-M60 NHK (Redüktörlü) 60 Nm. Tüp Motor <i>NHK (manual) 60 Nm. Tubular Motor</i>	MO.SEL.70.NH.060
	SEL 70-M80 NHK (Redüktörlü) 80 Nm. Tüp Motor <i>NHK (manual) 80 Nm. Tubular Motor</i>	MO.SEL.70.NH.080
	SEL 70-M100 NHK (Redüktörlü) 100 Nm. Tüp Motor <i>NHK (manual) 100 Nm. Tubular Motor</i>	MO.SEL.70.NH.100
	SEL 70-M120 NHK (Redüktörlü) 120 Nm. Tüp Motor <i>NHK (manual) 120 Nm. Tubular Motor</i>	MO.SEL.70.NH.120


**TEKNİK BİLGİLER
TECHNICAL SPECIFICATIONS**

	Tork Torque (Nm)	Hız Speed (rpm)	Boru çapı Tube dia. (mm)	Volt Voltage (V)	Watt Watt (W)	Frekans Frequency (Hz)	Amper Current (A)	Süre Time (dk-min)	Max.tur Max. turn (tur-turn)	Uzunluk Lenght (mm)
SEL 70-M60	60	15	70	230	370	50	1.53	4	21	717
SEL 70-M80	80	15	70	230	430	50	1.80	4	21	717
SEL 70-M100	100	12/14	70	230	430	50/60	2.00	4	30	685
SEL 70-M120	120	12/14	70	230	430	50/60	2.00	4	30	685

ÜRÜN ITEM	ÜRÜN ÖZELLİKLERİ PRODUCT DESCRIPTION	ÜRÜN KODU CODE
	SEL 102-S180 TYP 180 Nm. Tüp Motor <i>TYP 180 Nm. Tubular Motor</i>	MO.SEL.102.TY.180
	SEL 102-S230 TYP 230 Nm. Tüp Motor <i>TYP 230 Nm. Tubular Motor</i>	MO.SEL.102.TY.230
	SEL 102-S250 TYP 250 Nm. Tüp Motor <i>TYP 250 Nm. Tubular Motor</i>	MO.SEL.102.TY.250
	SEL 102-S280 TYP 280 Nm. Tüp Motor <i>TYP 280 Nm. Tubular Motor</i>	MO.SEL.102.TY.280
	SEL 102-S300 TYP 300 Nm. Tüp Motor <i>TYP 300 Nm. Tubular Motor</i>	MO.SEL.102.TY.300


**TEKNİK BİLGİLER
TECHNICAL SPECIFICATIONS**

	Tork Torque (Nm)	Hız Speed (rpm)	Boru çapı Tube dia. (mm)	Volt Voltage (V)	Watt Watt (W)	Frekans Frequency (Hz)	Amper Current (A)	Süre Time (dk-min)	Max.tur Max. turn (tur-turn)	Uzunluk Lenght (mm)
SEL102-S180	180	12/14	102	220	626	50	2.8	4	19	530
SEL102-S230	230	12/14	102	220	830	50	3.8	4	19	530
SEL102-S250	250	7/9	102	220	850	50	3.9	4	19	580
SEL102-S280	280	7/9	102	220	880	50	4.1	4	19	580
SEL102-S300	300	7/9	102	220	920	50	4.2	4	19	580

SEL-102 NHK (Redüktörlü) Serisi Motorlar
SEL-102 NHK (Manual) Series Motors

ÜRÜN ITEM	ÜRÜN ÖZELLİKLERİ PRODUCT DESCRIPTION	ÜRÜN KODU CODE
	SEL 102-M180 NHK (Redüktörlü) 180 Nm. Tüp Motor <i>NHK (manual) 180 Nm. Tubular Motor</i>	MO.SEL.102.NH.180
	SEL 102-M230 NHK (Redüktörlü) 230 Nm. Tüp Motor <i>NHK (manual) 230 Nm. Tubular Motor</i>	MO.SEL.102.NH.230
	SEL 102-M250 NHK (Redüktörlü) 250 Nm. Tüp Motor <i>NHK (manual) 250 Nm. Tubular Motor</i>	MO.SEL.102.NH.250
	SEL 102-M280 NHK (Redüktörlü) 280 Nm. Tüp Motor <i>NHK (manual) 280 Nm. Tubular Motor</i>	MO.SEL.102.NH.280
	SEL 102-M300 NHK (Redüktörlü) 300 Nm. Tüp Motor <i>NHK (manual) 300 Nm. Tubular Motor</i>	MO.SEL.102.NH.300


TEKNİK BİLGİLER
TECHNICAL SPECIFICATIONS

	Tork Torque (Nm)	Hız Speed (rpm)	Boru çapı Tube dia. (mm)	Volt Voltage (V)	Watt Watt (W)	Frekans Frequency (Hz)	Amper Current (A)	Süre Time (dk-min)	Max.tur Max. turn (tur-turn)	Uzunluk Lenght (mm)
SEL102-M180	180	12/14	102	220	626	50	2.8	4	19	560
SEL102-M230	230	12/14	102	220	830	50	3.8	4	19	560
SEL102-M250	250	7/9	102	220	850	50	3.9	4	19	610
SEL102-M280	280	7/9	102	220	880	50	4.1	4	19	610
SEL102-M300	300	7/9	102	220	920	50	4.2	4	19	610

	Boru çapı Tube Diameter	Y Ü K S E K L İ K					H E I G H T			
		(h=1.5)	(h=2)	(h=2.5)	(h=3)	(h=3.5)	(h=4)	(h=4.5)	(h=5)	
SEL 40-P06	40	15	13	11	10					
SEL 40-S08	40	25	23	20	13					
SEL 40-S10	40	28	26	23	16					
SEL 60-S10	60	21	19	18	16					
SEL 60-S20	60	46	41	38	35					
SEL 60-S30	60	70	65	58	52					
SEL 60-S40	60	80	75	70	65					
SEL 60-S50	60	85	80	75	70					
SEL 60-M20	60	46	41	38	35					
SEL 60-M30	60	70	65	58	52					
SEL 60-M40	60	80	75	70	65					
SEL 60-M50	60	85	80	75	70					
SEL 70-S60	70	106	104	100	96	85				
SEL 70-S80	70	142	139	133	128	118	108			
SEL 70-S100	70	175	170	165	160	150	140	130	120	
SEL 70-S120	70	195	185	180	175	165	160	150	140	
SEL 70-M60	70	106	104	100	96	85				
SEL 70-M80	70	142	139	133	128	118	108			
SEL 70-M100	70	175	170	165	160	150	140	130	120	
SEL 70-M120	70	195	185	180	175	165	160	150	140	
SEL 102-S180	102	273	265	256	249	239	230	215	200	
SEL 102-S230	102	348	338	327	318	308	295	280	260	
SEL 102-S250	102	380	370	359	350	340	330	315	295	
SEL 102-S280	102	422	412	400	390	380	370	355	330	
SEL 102-S300	102	503	440	430	415	405	395	380	350	
SEL 102-M180	102	273	265	256	249	239	230	215	200	
SEL 102-M230	102	348	338	327	318	308	295	280	260	
SEL 102-M250	102	380	370	359	350	340	330	315	295	
SEL 102-M280	102	422	412	400	390	380	370	355	330	
SEL 102-M300	102	503	440	430	415	405	395	380	350	